

Dollars in Thousands

	Current		Governor Recomm.		Biennium
	FY2004	FY2005	FY2006	FY2007	2006-07
<b><u>Direct Appropriations by Fund</u></b>					
<b>Environment &amp; Natural Resource</b>					
Current Appropriation	75	75	75	75	150
<b>Recommended</b>	<b>75</b>	<b>75</b>	<b>0</b>	<b>0</b>	<b>0</b>
Change		0	(75)	(75)	(150)
% Biennial Change from 2004-05					-100%
<b>General</b>					
Current Appropriation	22,407	22,280	22,280	22,280	44,560
<b>Recommended</b>	<b>22,407</b>	<b>22,280</b>	<b>21,850</b>	<b>21,723</b>	<b>43,573</b>
Change		0	(430)	(557)	(987)
% Biennial Change from 2004-05					-2.5%
<b><u>Expenditures by Fund</u></b>					
<b>Direct Appropriations</b>					
Environment & Natural Resource	75	75	0	0	0
General	21,722	22,965	21,850	21,723	43,573
<b>Statutory Appropriations</b>					
Special Revenue	931	931	931	931	1,862
Federal	293	333	333	333	666
Gift	12,501	12,501	12,501	12,501	25,002
<b>Total</b>	<b>35,522</b>	<b>36,805</b>	<b>35,615</b>	<b>35,488</b>	<b>71,103</b>
<b><u>Expenditures by Category</u></b>					
Total Compensation	19,807	20,342	20,704	21,577	42,281
Other Operating Expenses	12,994	13,879	12,216	11,360	23,576
Capital Outlay & Real Property	29	5	5	5	10
Local Assistance	575	462	573	429	1,002
Other Financial Transactions	2,117	2,117	2,117	2,117	4,234
<b>Total</b>	<b>35,522</b>	<b>36,805</b>	<b>35,615</b>	<b>35,488</b>	<b>71,103</b>
<b><u>Expenditures by Program</u></b>					
Education & Outreach	23,126	23,796	22,849	22,849	45,698
Preservation & Access	12,142	12,882	12,512	12,512	25,024
Pass Through Appropriations	254	127	254	127	381
<b>Total</b>	<b>35,522</b>	<b>36,805</b>	<b>35,615</b>	<b>35,488</b>	<b>71,103</b>
<b>Full-Time Equivalents (FTE)</b>	<b>354.4</b>	<b>357.0</b>	<b>356.8</b>	<b>356.5</b>	

<i>Dollars in Thousands</i>				
	FY2005	Governor's Recomm.		Biennium
		FY2006	FY2007	2006-07
<b><i>Fund: ENVIRONMENT &amp; NATURAL RESOURCE</i></b>				
FY 2005 Appropriations	75	75	75	150
<b>Technical Adjustments</b>				
One-time Appropriations		(75)	(75)	(150)
<b>Subtotal - Forecast Base</b>	<b>75</b>	<b>0</b>	<b>0</b>	<b>0</b>
<b>Total Governor's Recommendations</b>	<b>75</b>	<b>0</b>	<b>0</b>	<b>0</b>
<b><i>Fund: GENERAL</i></b>				
FY 2005 Appropriations	22,280	22,280	22,280	44,560
<b>Technical Adjustments</b>				
Biennial Appropriations		127	0	127
<b>Subtotal - Forecast Base</b>	<b>22,280</b>	<b>22,407</b>	<b>22,280</b>	<b>44,687</b>
<b>Change Items</b>				
Budget Reduction	0	(557)	(557)	(1,114)
<b>Total Governor's Recommendations</b>	<b>22,280</b>	<b>21,850</b>	<b>21,723</b>	<b>43,573</b>
<b><i>Fund: SPECIAL REVENUE</i></b>				
Planned Statutory Spending	931	931	931	1,862
<b>Total Governor's Recommendations</b>	<b>931</b>	<b>931</b>	<b>931</b>	<b>1,862</b>
<b><i>Fund: FEDERAL</i></b>				
Planned Statutory Spending	333	333	333	666
<b>Total Governor's Recommendations</b>	<b>333</b>	<b>333</b>	<b>333</b>	<b>666</b>
<b><i>Fund: GIFT</i></b>				
Planned Statutory Spending	12,501	12,501	12,501	25,002
<b>Total Governor's Recommendations</b>	<b>12,501</b>	<b>12,501</b>	<b>12,501</b>	<b>25,002</b>

## HISTORICAL SOCIETY

Program: EDUCATION & OUTREACH

Change Item: Budget Reduction

Fiscal Impact (\$000s)	FY 2006	FY 2007	FY 2008	FY 2009
General Fund				
Expenditures	(\$557)	(\$557)	(\$557)	(\$557)
Revenues	0	0	0	0
Other Fund				
Expenditures	0	0	0	0
Revenues	0	0	0	0
Net Fiscal Impact	(\$557)	(\$557)	(\$557)	(\$557)

### Recommendation

The Governor recommends a reduction of \$557,000 per year with the intent that the Historical Society focus its appropriated funding on maintaining its highest priority programs and services.

### Relationship to Base Budget

This reduction is equivalent to 2.5% of the Historical Society's General Fund base budget of \$22.28 million per year.

**Agency Purpose**

The Minnesota Historical Society (MHS) was created by the Territorial Legislature in 1849 as one of the first educational and cultural institutions in Minnesota.

Today, the Society serves a statewide audience through programs and services at the History Center in the Capitol Complex in St. Paul and through a statewide network of historic sites.

The **Mission** of the Society is to foster among people an awareness of Minnesota history so that they may draw strength and perspective from the past, and find purpose for the future.

The **Mission** is carried out by:

- ◆ providing opportunities for people of all ages to learn about the history of Minnesota;
- ◆ collecting and caring for materials that document human life in Minnesota, making them known and accessible to people in Minnesota and beyond; and
- ◆ encouraging and doing research in Minnesota history.

The Society's **Vision** is: To serve as an educational institution providing a variety of historical programs and services. Through these activities we help people gain meaning for their lives. The Society is a creative and dynamic institution, documenting life in Minnesota and offering programs that are at once educational, engaging, and entertaining.

The Society is governed by an Executive Council of 30 members who are responsible for establishing major policies and monitoring the quality of its programs and services.

**Core Functions and Operations**

The MHS serves the citizens of Minnesota through a variety of programs and services. Major operations are as follows:

**Interpretive Programs Division**, Departments include:

- ◆ Historic Preservation, Field Services, and Grants
- ◆ Archaeology
- ◆ MHS Press

**Finance and Administration Division**, Departments include:

- ◆ Finance
- ◆ Human Resources
- ◆ Information Technology
- ◆ Institutional Services

**Historic Sites Division**

- ◆ 32 historic sites statewide

**At A Glance**

**Two-year operating budget:**

- ◆ \$44.7 million in state General Funds (FY 2004-05 appropriated)
- ◆ \$20.9 million in non-state funds including earned revenue, gifts, grants, etc. (FY 2002-03 estimated)

**The Society serves, each year:**

- ◆ Nearly 600,000 visitors served at Historic Sites  
Over 158,000 school children on organized programs
- ◆ Nearly 300,000 visitors served at History Center museum  
Over 100,000 school children on organized programs
- ◆ Nearly 3 million "visitor sessions" on the Society's web site, [www.mnhs.org](http://www.mnhs.org)

**This work is carried out by**

- ◆ 182.2 FTE full-time employees
- ◆ 174.8 FTE part-time and seasonal

The Society preserves over one million items in collections, including three-dimensional objects, artifacts, books, maps, photos, government records, and archaeological artifacts for the benefit of Minnesotans of today and of the future.



**Library and Archives Division**, Departments include:

- ◆ Acquisitions and Curatorial
- ◆ Reference
- ◆ State Archives
- ◆ Conservation
- ◆ Processing

**Museum Division**, Departments include:

- ◆ Exhibits
- ◆ Education
- ◆ Museum Collections
- ◆ Marketing and Public Relations

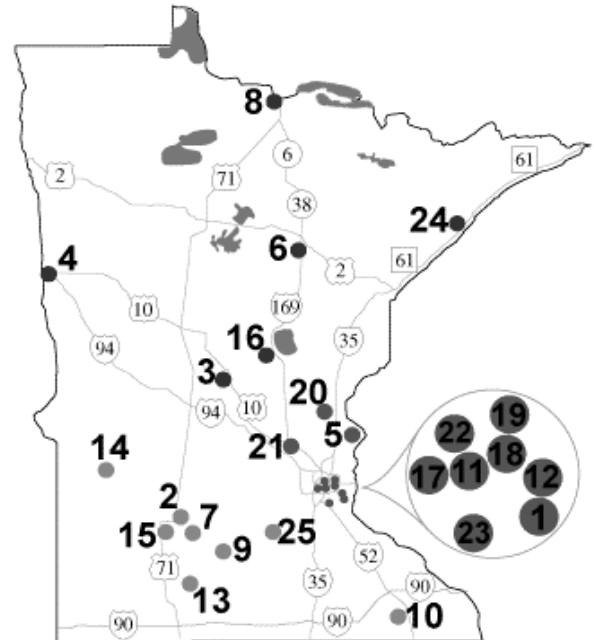
**Minnesota’s Historic Sites Network**

For further information about MHS Historic Sites:  
<http://www.mnhs.org/places/sites/index.html>

**Budget**

The Society is supported by state appropriations of approximately \$26.7 million each year, for operation of the History Center (including building services and debt service, for which approximately \$5.5 million each year is transferred to the Department of Administration), the Historic Sites Network and other activities (including State Archives), the History Center Museum, the History Center Library, the State Historic Preservation Office, and numerous other functions.

In addition, the Society is supported by non-state funds, including earned revenue, gifts, and grants.



**Contact**

Minnesota Historical Society  
 345 Kellogg Boulevard West  
 Saint Paul, Minnesota 55102-1906

**General Information:** (651) 296-6126  
 Nina Archabal, Director  
 (651) 296-2747 Fax (651) 296-1004

David Kelliher, Legislative Liaison  
 (651) 297-8085 Fax (651) 296-1004  
[david.kelliher@mnhs.org](mailto:david.kelliher@mnhs.org)

**Minnesota Historical Society  
 Homepage:**  
[www.mnhs.org](http://www.mnhs.org)

**Websites**

**MHS Web links:**  
 History Center information:  
<http://www.mnhs.org/places/historycenter/index.html>

**Library:** Including catalogs, special databases, and genealogy information:  
<http://www.mnhs.org/library/index.html>

**Minnesota Place Names:**  
<http://mnplaces.mnhs.org/index.cfm>

**Upcoming Events:**  
<http://www.mnhs.org/events/index.html>

**Membership Information:**  
<http://www.mnhs.org/about/members/index.html>

Dollars in Thousands

	Current		Governor Recomm.		Biennium
	FY2004	FY2005	FY2006	FY2007	2006-07
<b><u>Direct Appropriations by Fund</u></b>					
<b>Environment &amp; Natural Resource</b>					
Current Appropriation	75	75	75	75	150
<b>Recommended</b>	<b>75</b>	<b>75</b>	<b>0</b>	<b>0</b>	<b>0</b>
Change		0	(75)	(75)	(150)
% Biennial Change from 2004-05					-100%
<b>General</b>					
Current Appropriation	22,407	22,280	22,280	22,280	44,560
<b>Recommended</b>	<b>22,407</b>	<b>22,280</b>	<b>21,850</b>	<b>21,723</b>	<b>43,573</b>
Change		0	(430)	(557)	(987)
% Biennial Change from 2004-05					-2.5%
<b><u>Expenditures by Fund</u></b>					
<b>Direct Appropriations</b>					
Environment & Natural Resource	75	75	0	0	0
General	21,722	22,965	21,850	21,723	43,573
<b>Statutory Appropriations</b>					
Special Revenue	931	931	931	931	1,862
Federal	293	333	333	333	666
Gift	12,501	12,501	12,501	12,501	25,002
<b>Total</b>	<b>35,522</b>	<b>36,805</b>	<b>35,615</b>	<b>35,488</b>	<b>71,103</b>
<b><u>Expenditures by Category</u></b>					
Total Compensation	19,807	20,342	20,704	21,577	42,281
Other Operating Expenses	12,994	13,879	12,216	11,360	23,576
Capital Outlay & Real Property	29	5	5	5	10
Local Assistance	575	462	573	429	1,002
Other Financial Transactions	2,117	2,117	2,117	2,117	4,234
<b>Total</b>	<b>35,522</b>	<b>36,805</b>	<b>35,615</b>	<b>35,488</b>	<b>71,103</b>
<b><u>Expenditures by Program</u></b>					
Education & Outreach	23,126	23,796	22,849	22,849	45,698
Preservation & Access	12,142	12,882	12,512	12,512	25,024
Pass Through Appropriations	254	127	254	127	381
<b>Total</b>	<b>35,522</b>	<b>36,805</b>	<b>35,615</b>	<b>35,488</b>	<b>71,103</b>
<b>Full-Time Equivalents (FTE)</b>	<b>354.4</b>	<b>357.0</b>	<b>356.8</b>	<b>356.5</b>	

**Program Description**

The Education and Outreach Program supports the Society’s mission by “providing opportunities for people of all ages to learn about the history of Minnesota.” This program includes:

- ◆ Historic Sites Network
- ◆ Educational programs, including school programs, museum programs, family programs, and public programs
- ◆ Exhibits at History Center and historic sites
- ◆ MHS Press
- ◆ State Historic Preservation Office and Field Services office
- ◆ Information Technology, Human Resources and Finance Departments (also partly included in Preservation and Access Program)
- ◆ History Center Building and Debt Service (also partly included in Preservation and Access Program)

**Program at a Glance**

The Minnesota Historical Society serves the public through:

- ◆ 32 historic sites statewide
- ◆ History Center Museum program, including exhibitions, educational, and public programs
- ◆ 50-75 grants made annually, as well as technical assistance provided to local historical organizations to further statewide history efforts
- ◆ 20 books published by the MHS Press in FY 2003
- ◆ [www.mnhs.org](http://www.mnhs.org) - the Society's web site, a comprehensive source of information about MHS Historic Sites and History Center programs and activities, including access to the Society's collections

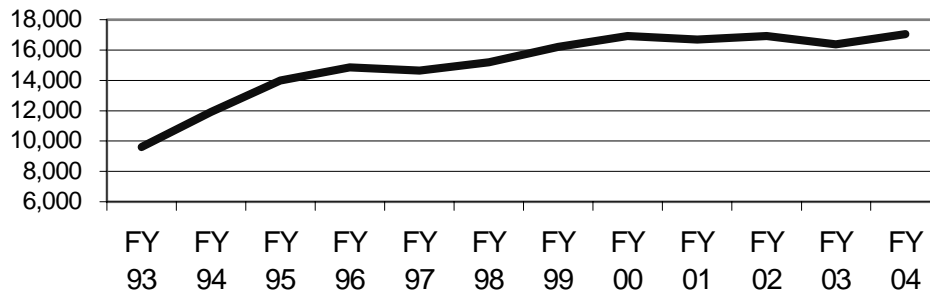
**Population Served**

Through this program, the Society serves, each year:

- ◆ Nearly 300,000 visitors to the History Center, including over 100,000 school children on organized programs.
- ◆ Nearly 600,000 visitors served at Historic Sites statewide, including over 158,000 school children on organized programs.

Activities within this program serve visitors from Minnesota and beyond, providing an important component of Minnesota’s \$9 billion tourism sector.

**Membership**

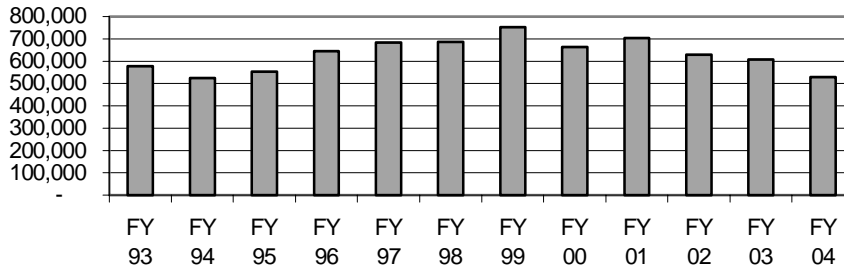


**Services Provided**

The Education and Outreach program provides the following services to the people of Minnesota:

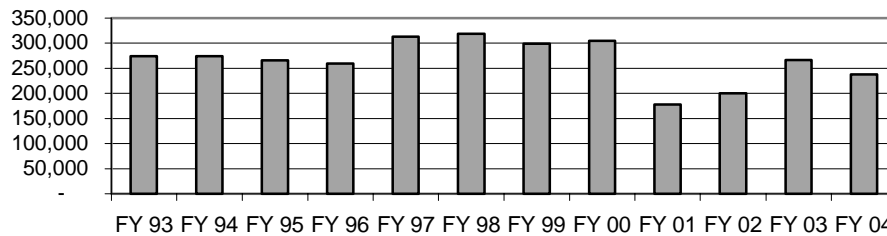
- ⇒ *Historic Sites Network* - Minnesota’s statewide network of 32 historic sites was created in 1965 by the Minnesota Legislature under M.S. 138.661-669. By providing visitors with the unique experience of learning about history where it happened, the Network has added richness to the educational and recreational life of Minnesotans and out-of-state visitors, and is an important element of the state’s tourism economy.

**Historic Sites Attendance**



⇒ *Exhibits and Museum Program* - Exhibits at the History Center and throughout the Historic Sites Network provide visitors with creative methods to learn about Minnesota’s past. Costumed guides, interactive multi-media installations, and “hands-on” artifacts tell Minnesota’s story in meaningful and memorable ways.

**History Center Museum Attendance**



⇒ *Education Department* - As a central part of the Society’s mission, the Education Department provides public programs for students of all ages. They include lectures, programs geared to students in the classroom, those who visit the History Center and use exhibits as a learning tool, and those who visit Historic Sites on field trips. Many of these school visits are related to material in *Northern Lights*, the Minnesota history curriculum developed by the Society and widely used in the state’s schools.

One rapidly growing Society-coordinated educational program is History Day, which began with just over 100 participants in the early 1990s. Nearly 30,000 students now participate in this annual program, in which junior and senior high school students undertake original research projects, developing a variety of essential communications skills. In recent years, Minnesota students have taken numerous awards in the National History Day competition. It is expected that History Day will continue to grow, in part due to its applicability to meeting graduation standards.

⇒ *Minnesota Historical Society Press* - The MHS Press, the oldest publisher in the state helps to fulfill the Society’s mission by providing materials for readers interested in Minnesota’s past. Through popular and scholarly titles, the MHS Press not only encourages research, but it also helps a wider audience learn about Minnesota history. The number of units shipped by the publications area (including books, tapes, CDs, posters) has shown steady increases each year over the past decade.

⇒ *Historic Preservation and Field Services* - The Society, as directed by state and federal law, serves as Minnesota’s State Historic Preservation Office (SHPO). This office maintains the *National Register of Historic Places* for properties in Minnesota, provides reviews for compliance with applicable federal laws, and educates the public about the values and benefits of maintaining cultural resources and the historic environment. In 2003, the SHPO conducted nearly 4,000 reviews of state and federal projects to ensure compliance with applicable laws. In addition, the office conducts reviews of applications for the various competitive, matching grant programs administered by the Society, and it helps to coordinate the Society’s



contact with the state's 450 county and local historical organizations. Through matching requirements, state funds are leveraged to accomplished projects with minimal state investment.

⇒ *Information Technology* - The use of information technology has enhanced the Society's ability to deliver programs and collections to the public. The Society's web site ([www.mnhs.org](http://www.mnhs.org)) is an active destination for researchers and users of the History Center, Historic Sites, educational programs, and public events. In FY 2003, there were nearly 3 million "visitor sessions" with an average of over 8,000 per day. This represents a 58% increase over the previous year. Among the top destinations on the Society's web page were pages with information about death records, the National Register of Historic Places, the Historic Sites Network and specific sites, and other popular programs.

**Contact**

General Information: (651) 296-6126

Nina Archabal, Director

Phone: (651) 296-2747

Fax: (651) 296-1004

David Kelliher, Legislative Liaison

Phone: (651) 297-8085

Fax: (651) 296-1004

**Web sites, relating to MHS and the Education and Outreach Program:**

Minnesota Historical Society homepage: <http://www.mnhs.org>

Minnesota History Center General Information: <http://www.mnhs.org/places/historycenter/index.html>

Historic Sites Network (with links to specific sites): <http://www.mnhs.org/places/sites/index.html>

State Historic Preservation Office (with links to National Register of Historic Places, grants information): <http://www.mnhs.org/preserve/shpo/index.html>

MHS Press: <http://www.mnhs.org/market/mhspress/index.html>

School and Educational Programs: <http://www.mnhs.org/school/index.html>

# HISTORICAL SOCIETY

## Program: EDUCATION & OUTREACH

## Program Summary

<i>Dollars in Thousands</i>					
	<b>Current</b>		<b>Governor Recomm.</b>		<b>Biennium</b>
	<b>FY2004</b>	<b>FY2005</b>	<b>FY2006</b>	<b>FY2007</b>	<b>2006-07</b>
<b><u>Direct Appropriations by Fund</u></b>					
<b>Environment &amp; Natural Resource</b>					
Current Appropriation	75	75	75	75	150
<b>Technical Adjustments</b>					
One-time Appropriations			(75)	(75)	(150)
Subtotal - Forecast Base	75	75	0	0	0
<b>Total</b>	<b>75</b>	<b>75</b>	<b>0</b>	<b>0</b>	<b>0</b>
<b>General</b>					
Current Appropriation	12,381	12,381	12,381	12,381	24,762
Subtotal - Forecast Base	12,381	12,381	12,381	12,381	24,762
<b>Governor's Recommendations</b>					
Budget Reduction		0	(557)	(557)	(1,114)
<b>Total</b>	<b>12,381</b>	<b>12,381</b>	<b>11,824</b>	<b>11,824</b>	<b>23,648</b>
<b><u>Expenditures by Fund</u></b>					
<b>Direct Appropriations</b>					
Environment & Natural Resource	75	75	0	0	0
General	12,066	12,696	11,824	11,824	23,648
<b>Statutory Appropriations</b>					
Special Revenue	931	931	931	931	1,862
Federal	293	333	333	333	666
Gift	9,761	9,761	9,761	9,761	19,522
<b>Total</b>	<b>23,126</b>	<b>23,796</b>	<b>22,849</b>	<b>22,849</b>	<b>45,698</b>
<b><u>Expenditures by Category</u></b>					
Total Compensation	12,202	12,557	12,637	13,167	25,804
Other Operating Expenses	9,416	9,713	8,702	8,189	16,891
Capital Outlay & Real Property	5	5	5	5	10
Local Assistance	318	335	319	302	621
Other Financial Transactions	1,185	1,186	1,186	1,186	2,372
<b>Total</b>	<b>23,126</b>	<b>23,796</b>	<b>22,849</b>	<b>22,849</b>	<b>45,698</b>
<b><u>Expenditures by Activity</u></b>					
Hist Sites, Mus, Statewide Sv	19,406	20,034	19,087	19,087	38,174
Information & Program Delivery	610	652	652	652	1,304
Hist Ctr Bldg & Debt Service	3,110	3,110	3,110	3,110	6,220
<b>Total</b>	<b>23,126</b>	<b>23,796</b>	<b>22,849</b>	<b>22,849</b>	<b>45,698</b>
<b>Full-Time Equivalents (FTE)</b>	<b>231.0</b>	<b>232.4</b>	<b>232.2</b>	<b>232.0</b>	

# HISTORICAL SOCIETY

## Program: EDUCATION & OUTREACH

Activity: HIST SITES, MUS, STATEWIDE SV

Budget Activity Summary

<i>Dollars in Thousands</i>					
	Current		Governor's Recomm.		Biennium
	FY2004	FY2005	FY2006	FY2007	2006-07
<b><u>Expenditures by Fund</u></b>					
<b>Direct Appropriations</b>					
Environment & Natural Resource	75	75	0	0	0
General	8,348	8,936	8,064	8,064	16,128
<b>Statutory Appropriations</b>					
Special Revenue	931	931	931	931	1,862
Federal	293	333	333	333	666
Gift	9,759	9,759	9,759	9,759	19,518
<b>Total</b>	<b>19,406</b>	<b>20,034</b>	<b>19,087</b>	<b>19,087</b>	<b>38,174</b>
<b><u>Expenditures by Category</u></b>					
Total Compensation	11,742	12,092	12,153	12,662	24,815
Other Operating Expenses	7,341	7,602	6,610	6,118	12,728
Capital Outlay & Real Property	5	5	5	5	10
Local Assistance	318	335	319	302	621
<b>Total</b>	<b>19,406</b>	<b>20,034</b>	<b>19,087</b>	<b>19,087</b>	<b>38,174</b>
<b>Full-Time Equivalent (FTE)</b>	<b>224.7</b>	<b>226.0</b>	<b>225.8</b>	<b>225.6</b>	

# HISTORICAL SOCIETY

## Program: EDUCATION & OUTREACH

Activity: HIST CTR BLDG & DEBT SERVICE

Budget Activity Summary

<i>Dollars in Thousands</i>					
	Current		Governor's Recomm.		Biennium 2006-07
	FY2004	FY2005	FY2006	FY2007	
<b><u>Expenditures by Fund</u></b>					
Direct Appropriations					
General	3,110	3,110	3,110	3,110	6,220
<b>Total</b>	<b>3,110</b>	<b>3,110</b>	<b>3,110</b>	<b>3,110</b>	<b>6,220</b>
<b><u>Expenditures by Category</u></b>					
Other Operating Expenses	1,925	1,924	1,924	1,924	3,848
Other Financial Transactions	1,185	1,186	1,186	1,186	2,372
<b>Total</b>	<b>3,110</b>	<b>3,110</b>	<b>3,110</b>	<b>3,110</b>	<b>6,220</b>

# HISTORICAL SOCIETY

## Program: EDUCATION & OUTREACH

Activity: INFORMATION & PROGRAM DELIVERY

Budget Activity Summary

<i>Dollars in Thousands</i>					
	Current		Governor's Recomm.		Biennium 2006-07
	FY2004	FY2005	FY2006	FY2007	
<b><u>Expenditures by Fund</u></b>					
<b>Direct Appropriations</b>					
General	608	650	650	650	1,300
<b>Statutory Appropriations</b>					
Gift	2	2	2	2	4
<b>Total</b>	<b>610</b>	<b>652</b>	<b>652</b>	<b>652</b>	<b>1,304</b>
<b><u>Expenditures by Category</u></b>					
Total Compensation	460	465	484	505	989
Other Operating Expenses	150	187	168	147	315
<b>Total</b>	<b>610</b>	<b>652</b>	<b>652</b>	<b>652</b>	<b>1,304</b>
<b>Full-Time Equivalents (FTE)</b>	<b>6.3</b>	<b>6.4</b>	<b>6.4</b>	<b>6.4</b>	

**Program Description**

This program helps to fulfill the Society's mission of "collecting and caring for materials that document human life in Minnesota, and making them known and accessible to people in Minnesota and beyond." Through a variety of public programs, the Society preserves paper, artifacts, and other media that document Minnesota history.

**Population Served**

In addition to acquiring, processing, and conserving collections, the Society annually serves the following number of customers through the Preservation and Access Program:

- ⇒ 54,000 patrons served, including:
- ⇒ 38,000 in person inquiries at the History Center Library
- ⇒ 12,000 inquiries by telephone
- ⇒ 4,000 inquiries by mail
- ⇒ In addition, the Society's web site has experienced large increases in usage, especially as more collections-related information has been added to the web site. In 2003, 3 million "visitor sessions" occurred on [www.mnhs.org](http://www.mnhs.org). Among the more popular pages on the site are collections catalogs and specific resources, such as the Visual Resources Database and the Minnesota Death Records Database.

**Program at a Glance**

The Society currently holds for and makes accessible to the people of Minnesota:

- ◆ 413,781 books, pamphlets and periodicals
- ◆ 36,538 cubic feet of manuscripts and 5,922 reels of microfilmed manuscripts
- ◆ 54,743 cubic feet of government records and 11,853 reels of microfilmed records
- ◆ 21,304 maps and atlases
- ◆ 353,762 photographs, albums and collections
- ◆ 6,072 works of art
- ◆ Over one million archaeological artifacts
- ◆ Four million issues of 4,000 Minnesota newspapers on 69,484 reels of microfilm
- ◆ 232,456 historical artifacts

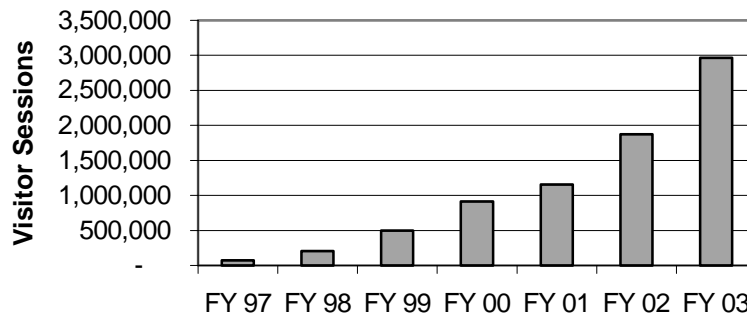
**Services Provided**

Through this program, the Society provides a number of services to the public to preserve and make collections available today and for future generations:

- ⇒ *Library* -- The History Center Library makes accessible to more than 54,000 patrons each year the written, visual, and oral history materials relating to Minnesota's past.
- ⇒ *State Archives* -- The Minnesota Historical Society is statutorily responsible for working with state and local units of government to evaluate the historical importance of all of Minnesota's governmental records and arrange for their permanent preservation or disposal. This activity has experienced constant growth, and is continuing to examine how best to handle records that are increasingly more complex and varied in their form and media.
- ⇒ *Processing and Conservation* -- Materials selected for inclusion in the Society's collections are organized, catalogued, and treated to ensure their long-term stability and usability.
- ⇒ *Repair and Replacement* -- Since many of the Society's buildings are more than 100 years old, caring for them presents unique, and usually costly, challenges. This activity provides for ordinary but necessary repairs for structures in the History Center and in the Historic Sites Network.
- ⇒ *Archaeology* -- The archaeology department provides help to the public and other departments of the Society. Recent work has included assistance with Historic Sites capital projects such as the Sibley Historic Site, the Lindbergh House Historic Site and the Mill City Museum in Minneapolis.
- ⇒ *Information Technology* -- The use of information technology has enhanced the Society's ability to deliver programs and collections to the public. The Society's web site ([www.mnhs.org](http://www.mnhs.org)) is an active destination for researchers. In the last year, there were nearly 3 million "visitor sessions." This represents a 58% increase over the previous year. More than 14,000 new records and over 13,000 digital images were added to the visual resources database, a consistently popular destination. To date, more than 188,500 records and

117,500 digital images are available, including photographs, artwork, and posters from the Society's collection. In addition, an online index of 1.7 million death certificates recorded between 1908 and 1959 was recently launched, and has become one of the most popular destinations on the web site.

**Web Site Users**



**Historical Perspective**

A significant part of the Society's mission involves the collection, conservation, and preservation of the state's cultural heritage and governmental records. The Society started this undertaking in 1849, even before Minnesota became a state. Over the years, the Society has successfully adapted to changing technology, beginning with the introduction of microfilming methods in the mid-twentieth century. In recent years, the Society has begun to offer these resources to the public through the internet. While we will never "digitize" all of the collections, we have begun to offer catalog information about the collections to researchers and genealogists. (The death records collection is a good example of this.) Our continuing challenge is to determine the best ways to continue to collect and preserve these materials, while using the latest technology to deliver them to the public.

**Contact**

General Information: (651) 296-6126

Nina Archabal, Director

Phone: (651) 296-2747

Fax: (651) 296-1004

David Kelliher, Legislative Liaison

Phone: (651) 297-8085

Fax: (651) 296-1004

**Web sites, relating to MHS and the Preservation and Access Program:**

Minnesota Historical Society homepage: <http://www.mnhs.org>

Library: including catalogs, special databases and genealogy information:  
<http://www.mnhs.org/library/index.html>

PALS - Online catalog to MHS collections:  
<http://www.pals.msus.edu/cgi-bin/pals-cgi?palsAction=newSearch&setWeb=MHSCATT>

Visual Resources Database (including photograph collections) <http://collections.mnhs.org/visualresources/>

Death Records Index site: <http://people.mnhs.org/dci/Search.cfm>

# HISTORICAL SOCIETY

Program: PRESERVATION & ACCESS

Program Summary

<i>Dollars in Thousands</i>					
	<b>Current</b>		<b>Governor Recomm.</b>		<b>Biennium</b>
	<b>FY2004</b>	<b>FY2005</b>	<b>FY2006</b>	<b>FY2007</b>	<b>2006-07</b>
<b><u>Direct Appropriations by Fund</u></b>					
<b>General</b>					
Current Appropriation	9,772	9,772	9,772	9,772	19,544
Subtotal - Forecast Base	9,772	9,772	9,772	9,772	19,544
<b>Total</b>	<b>9,772</b>	<b>9,772</b>	<b>9,772</b>	<b>9,772</b>	<b>19,544</b>
 <b><u>Expenditures by Fund</u></b>					
<b>Direct Appropriations</b>					
General	9,402	10,142	9,772	9,772	19,544
<b>Statutory Appropriations</b>					
Gift	2,740	2,740	2,740	2,740	5,480
<b>Total</b>	<b>12,142</b>	<b>12,882</b>	<b>12,512</b>	<b>12,512</b>	<b>25,024</b>
 <b><u>Expenditures by Category</u></b>					
Total Compensation	7,605	7,785	8,067	8,410	16,477
Other Operating Expenses	3,578	4,166	3,514	3,171	6,685
Capital Outlay & Real Property	24	0	0	0	0
Local Assistance	3	0	0	0	0
Other Financial Transactions	932	931	931	931	1,862
<b>Total</b>	<b>12,142</b>	<b>12,882</b>	<b>12,512</b>	<b>12,512</b>	<b>25,024</b>
 <b><u>Expenditures by Activity</u></b>					
Collection Services	8,796	9,502	9,132	9,132	18,264
Information & Program Delivery	925	959	959	959	1,918
Hist Ctr Bldg & Debt Service	2,421	2,421	2,421	2,421	4,842
<b>Total</b>	<b>12,142</b>	<b>12,882</b>	<b>12,512</b>	<b>12,512</b>	<b>25,024</b>
 <b>Full-Time Equivalents (FTE)</b>	 <b>123.4</b>	 <b>124.6</b>	 <b>124.6</b>	 <b>124.5</b>	



**HISTORICAL SOCIETY**  
**Program: PRESERVATION & ACCESS**  
**Activity: COLLECTION SERVICES**

Budget Activity Summary

<i>Dollars in Thousands</i>					
	<b>Current</b>		<b>Governor's Recomm.</b>		<b>Biennium</b>
	<b>FY2004</b>	<b>FY2005</b>	<b>FY2006</b>	<b>FY2007</b>	<b>2006-07</b>
<b><u>Expenditures by Fund</u></b>					
<b>Direct Appropriations</b>					
General	6,141	6,847	6,477	6,477	12,954
<b>Statutory Appropriations</b>					
Gift	2,655	2,655	2,655	2,655	5,310
<b>Total</b>	<b>8,796</b>	<b>9,502</b>	<b>9,132</b>	<b>9,132</b>	<b>18,264</b>
<b><u>Expenditures by Category</u></b>					
Total Compensation	6,867	7,072	7,326	7,640	14,966
Other Operating Expenses	1,902	2,430	1,806	1,492	3,298
Capital Outlay & Real Property	24	0	0	0	0
Local Assistance	3	0	0	0	0
<b>Total</b>	<b>8,796</b>	<b>9,502</b>	<b>9,132</b>	<b>9,132</b>	<b>18,264</b>
<b>Full-Time Equivalents (FTE)</b>	<b>111.2</b>	<b>113.1</b>	<b>113.1</b>	<b>113.1</b>	

# HISTORICAL SOCIETY

## Program: PRESERVATION & ACCESS

Activity: HIST CTR BLDG & DEBT SERVICE

Budget Activity Summary

<i>Dollars in Thousands</i>					
	Current		Governor's Recomm.		Biennium 2006-07
	FY2004	FY2005	FY2006	FY2007	
<b><u>Expenditures by Fund</u></b>					
<b>Direct Appropriations</b>					
General	2,421	2,421	2,421	2,421	4,842
<b>Total</b>	<b>2,421</b>	<b>2,421</b>	<b>2,421</b>	<b>2,421</b>	<b>4,842</b>
<b><u>Expenditures by Category</u></b>					
Other Operating Expenses	1,489	1,490	1,490	1,490	2,980
Other Financial Transactions	932	931	931	931	1,862
<b>Total</b>	<b>2,421</b>	<b>2,421</b>	<b>2,421</b>	<b>2,421</b>	<b>4,842</b>

# HISTORICAL SOCIETY

## Program: PRESERVATION & ACCESS

Activity: INFORMATION & PROGRAM DELIVERY

Budget Activity Summary

<i>Dollars in Thousands</i>					
	Current		Governor's Recomm.		Biennium
	FY2004	FY2005	FY2006	FY2007	2006-07
<b><u>Expenditures by Fund</u></b>					
Direct Appropriations					
General	840	874	874	874	1,748
Statutory Appropriations					
Gift	85	85	85	85	170
<b>Total</b>	<b>925</b>	<b>959</b>	<b>959</b>	<b>959</b>	<b>1,918</b>
<b><u>Expenditures by Category</u></b>					
Total Compensation	738	713	741	770	1,511
Other Operating Expenses	187	246	218	189	407
<b>Total</b>	<b>925</b>	<b>959</b>	<b>959</b>	<b>959</b>	<b>1,918</b>
<b>Full-Time Equivalents (FTE)</b>	<b>12.2</b>	<b>11.5</b>	<b>11.5</b>	<b>11.4</b>	

**Minnesota International Center (MIC)**

The Minnesota International Center (MIC) is a nonprofit, nonpartisan organization, established in 1953 to strengthen understanding between Minnesotans and the world. MIC is part of a national network of 104 nonprofit organizations committed to connecting Americans to the world, building people-to-people ties across borders, and enhancing international understanding. MIC is the 6<sup>th</sup> largest World Affairs Council in the United States.

MIC offers a full slate of around-the-world programs open to the public. Recently, MIC was asked by the community to do more to help Minnesotans understand the post-September 11 world. MIC programs grew by an impressive 40% from the previous year to 700 activities to help meet this need. More than 13,000 Minnesotans of all ages connected with people from 106 countries through MIC. MIC offered presentations in K-12 classrooms, public forums with expert international speakers, grass-roots discussion groups, dinner hosting, and appointment making for international professionals coming to the U.S. as guests of the U.S. State Department.

In 2003-04, MIC brought the world first-hand to over 8,500 K-12 school children with 80 international presenters working in 60 schools across Minnesota. These presentations enhance students' knowledge of the changing world and encourage respect for diversity and other cultures.

MIC encourages Minnesotans to explore international events through first-hand accounts of expert speakers. Last year, MIC sponsored or cosponsored 48 World Affairs events, involving over 6,000 people. Speakers included His Excellency Michael Kergin, Canada's ambassador to the U. S., and R.W. Apple, *New York Times* chief correspondent.

MIC sponsors *Great Decisions*, a statewide network of 29 discussion groups involving 948 participants. MIC also offers Minnesotans the opportunity to open their homes to international professionals and students for dinner. Last year, nearly 400 international guests from 87 countries participated in 166 MIC dinners hosted.

**Minnesota Military Museum**

The Minnesota Military Museum, located at Camp Ripley, is operated by the Military Historical Society of Minnesota. It exists to document, preserve, and depict the stories and contributions of Minnesotans who have served in all branches of military service and on the home front in time of peace and war from Minnesota's early years to the present. Exhibits and publications are intended to foster awareness and understanding of how armed conflicts and military institutions have shaped our state and national experience. The museum also functions as a major repository in Minnesota for historical military artifacts and records.

Our mission is state-oriented and we depend on state support. We receive no direct funds from the federal government, the military, or local government. Our self funding – gift shop sales, investment income, and contributions from veterans' organizations and individuals – has grown steadily and accounts for over 75% of our operating revenue. Private fund-raising is hampered due to the museum's location and the public's perception that it's a government-supported military activity.

At a glance:

- ◆ 14,000 visitors per year
- ◆ 65 tours per year
- ◆ 26,000 artifacts
- ◆ 5,500 books in reference library
- ◆ 160 archives in linear feet
- ◆ 10,000 photographs
- ◆ 1,400 volunteer hours worked last year

**Program at a Glance**

The Minnesota Historical Society serves as the pass through agency for certain organizations determined by the Minnesota Legislature. Those organizations are:

- ◆ Minnesota International Center (MIC)
- ◆ Minnesota Military Museum
- ◆ Minnesota Air National Guard Museum
- ◆ Minnesota Agricultural Interpretive Center (Farmamerica)

**Minnesota Air Guard Museum**

The Minnesota Air Guard Museum serves as a community resource for the preservation of aviation history, (especially military) offering activities and education for all ages.

The private, nonprofit Minnesota Air National Guard Historical Foundation, Inc. has the funding responsibility for the museum. The museum is located on the Minnesota Air National Guard Base at the Minneapolis/St. Paul International Airport. The Minnesota Air Guard owns most of the aircraft and displays them in an air park next to the museum.

*Sources of Financial Support:*

- ⇒ Membership has increased to 415. That is as high as it has been in recent years.
- ⇒ The \$19,000 state biennial grant represents 25% of our income.
- ⇒ Museum visitors have decreased over the last few years and as a result revenue is down. We expect about 11,000 visitors in 2002.
- ⇒ Private gifts and grants amount to about \$6,500, 10% of our revenue.

**Minnesota Agricultural Interpretive Center (MAIC) AKA Farmamerica**

*Agency Vision and Mission Statement:*

The vision of the MAIC is to teach people of all ages about our agricultural, food and environmental systems and their impact on our lives. The mission of the Minnesota Agricultural Interpretive Center is to carry out the vision through public and private partnerships and interactive experiences for visitors to the site. To accomplish this mission, MAIC maintains a 120-acre interpretive site and facilities located four miles west of Waseca on Waseca County Road 2. MAIC provides educational experiences for people of all ages.

*Trends, Policies and Other Issues Affecting the Demand for Services:*

The governor and Minnesota state legislature commissioned the MAIC in 1978 to tell the important story of Minnesota's agriculture. It is a not-for-profit educational institution administered by a volunteer board of directors. The story of agriculture is being told through guided tours, hands-on experiential learning experiences, festivals, and exhibitions. Visitors travel on a one-mile timeline road and become involved in activities as they move to the prairie/pond/marsh to the settlement farm of the 1850s. They continue by the one-room schoolhouse, the country church, the 1920/1930s dairy farm, the feed mill, and the blacksmith shop/town hall. The next stop would be the Agri-Hall Museum and the 1970s farm exhibit. The final stop is the newly constructed Visitor's Center that has a modern farm exhibit that projects the future of agriculture.

*Trends – technology changes, fewer people involved in farming:*

With the tremendous technology changes going on in agriculture and with fewer people involved, there is more need and demand to tell the agriculture story – past, present, and future. In recent years, over 30,000 participated in the school and group tours, outreach programs, and festivals during June - September, as well as the All Hallows Eve and the Holiday Traditions events.

Continued improvements have been made to site facilities since 1978 on the original 120 acres. Facilities and improvements have been made to realize the goals to develop the site with safe and accessible facilities to support educational interpretive public programming about Minnesota's agriculture.

Significant progress has been made to provide necessary facilities in keeping with strategic plans with the most recent addition of the 10,000 square foot visitors center in 2000 and the security and accessibility improvements in 2001/2002. Presently, Farmamerica is focusing on maximizing use of those facilities and assuring that they are programmed and available to the public.

*MAIC is Working to Expand It's Support Base:*

Additional funding is required to operate the visitors center, the sites, expanded educational programs, and increased public visitation hours. With limited funds, it has accomplished much through the help of over 450 volunteers from 37 communities that conduct the programs. To realize its potential, an annual operating budget of \$500,000 is needed to operate the visitors center, serve a broad audience, be open year round, and provide quality public education programs in an efficient and effective manner.

Farmamerica is working aggressively to expand its funding base. It is continuing to develop new revenue sources including the expanded membership program, sponsorship program, naming rights program, annual fundraiser, and expanded user fee based programs and services. Donations and grant funds continue to be pursued for public programming.

**Contact**

David Kelliher, MHS Legislative Liaison

Phone: (651) 297-8085

Fax: (651) 296-1004

# HISTORICAL SOCIETY

## Program: PASS THROUGH APPROPRIATIONS

## Program Summary

<i>Dollars in Thousands</i>					
	Current		Governor Recomm.		Biennium 2006-07
	FY2004	FY2005	FY2006	FY2007	
<b><u>Direct Appropriations by Fund</u></b>					
<b>General</b>					
Current Appropriation	254	127	127	127	254
<b>Technical Adjustments</b>					
Biennial Appropriations			127	0	127
Subtotal - Forecast Base	254	127	254	127	381
<b>Total</b>	<b>254</b>	<b>127</b>	<b>254</b>	<b>127</b>	<b>381</b>
 <b><u>Expenditures by Fund</u></b>					
<b>Direct Appropriations</b>					
General	254	127	254	127	381
<b>Total</b>	<b>254</b>	<b>127</b>	<b>254</b>	<b>127</b>	<b>381</b>
 <b><u>Expenditures by Category</u></b>					
Local Assistance	254	127	254	127	381
<b>Total</b>	<b>254</b>	<b>127</b>	<b>254</b>	<b>127</b>	<b>381</b>
 <b><u>Expenditures by Activity</u></b>					
Mn International Center	43	42	43	42	85
Mn Air National Guard Museum	16	0	16	0	16
Mn Military Museum	67	0	67	0	67
Farmamerica	128	85	128	85	213
<b>Total</b>	<b>254</b>	<b>127</b>	<b>254</b>	<b>127</b>	<b>381</b>

# HISTORICAL SOCIETY

# Agency Revenue Summary

*Dollars in Thousands*

	Actual FY2004	Budgeted FY2005	Governor's Recomm.		Biennium 2006-07
			FY2006	FY2007	
<b><u>Non Dedicated Revenue:</u></b>					
<b>Other Revenues:</b>					
General	17	15	15	15	30
<b>Total Non-Dedicated Receipts</b>	<b>17</b>	<b>15</b>	<b>15</b>	<b>15</b>	<b>30</b>
<b><u>Dedicated Receipts:</u></b>					
<b>Departmental Earnings:</b>					
Special Revenue	931	931	931	931	1,862
<b>Grants:</b>					
Federal	293	333	333	333	666
Gift	12,501	12,501	12,501	12,501	25,002
<b>Total Dedicated Receipts</b>	<b>13,725</b>	<b>13,765</b>	<b>13,765</b>	<b>13,765</b>	<b>27,530</b>
<b>Agency Total Revenue</b>	<b>13,742</b>	<b>13,780</b>	<b>13,780</b>	<b>13,780</b>	<b>27,560</b>