

**2002  
PROBATION SURVEY**

**Minnesota Department of Corrections  
1450 Energy Park Drive, Suite 200  
St. Paul, Minnesota 55108-5219  
(651) 642-0200  
TTY (651) 643-3589**

**September 2004**

**Printed on recycled paper with at least 10 percent  
post-consumer waste.**

**This information will be provided  
in alternative format upon request.**

## Table of Contents

I.	Introduction.....	1
II.	History.....	1
III.	Methodology.....	1
IV.	Findings	
	Figure 1: Minnesota Probation Population, 1998 – 2002 .....	2
	Figure 2: Five Largest Probation Organizations in Minnesota, by Offender Population and Year .....	2
	Figure 3: Adult Probationers by Gender: 1995 to 2002.....	3
	Figure 4: Juvenile Probationers by Gender: 1995 to 2002 .....	3
	Figure 5: Adult Probationers by Race: 1995 to 2002 .....	4
	Figure 6: Juvenile Probationers by Race: 1995 to 2002 .....	4
V.	Appendices	
	A. 2002 Adult Survey and Instructions .....	5
	B. 2002 Juvenile Survey and Instructions .....	11
	C. 2002 Survey Data by County .....	15

## **I. Introduction**

Minnesota's probation system is a combination of state and county providers spread throughout the state's 87 counties. In 27 counties, the Minnesota Department of Corrections (DOC) provides all probation services. In 29 counties, probation services are provided by a combination of county probation organizations (CPO) and the DOC. In these counties, the DOC provides correctional services for adult felons and the county provides correctional services for juveniles and adult non-felony cases. The remaining 31 counties are governed by Minnesota's Community Corrections Act (CCA) where county staff provides all probation services.

The primary purpose of the Minnesota Probation Survey is to collect probation data from the different service providers annually for distribution to the DOC, the Minnesota Legislature, other state agencies, county probation offices, and other entities for management, policy-making, and federal reporting purposes.

## **II. History**

Before 2002, the Minnesota DOC mailed surveys to each county in order to compile probation statistics. The probation survey was originally designed to collect data requested by the Bureau of the Census and the Bureau of Justice Statistics regarding Minnesota probationers. Two important tenets were considered in the survey design: the definition of "probationer" and capturing an individual probationer only once. Starting in the year 2000, the survey was changed to capture the number of probation "cases" for each offense category. This provided a more accurate picture of true probation caseloads because an individual can be on probation more than once per year and for more than one charge at a time. However, the overall totals for each county and for the state are based on individuals, not cases. This same method is still used for compiling the probation survey data.

## **III. Methodology**

In 2002 the Minnesota DOC was able to completely compile most of the annual probation survey data from the Statewide Supervision System (S<sup>3</sup>). The data from two counties was included using an alternate process. S<sup>3</sup> is currently in production as a secure centralized website. S<sup>3</sup> was created through Minnesota Statute 299C.147 in order to provide information on anyone under supervision, in jails, in prisons or detention facilities to probation officers, administrators, and other system stakeholders.

Currently all 87 counties participate in providing probation information. Each county provides offender/court case information to S<sup>3</sup> via nightly data extracts from their local case management information system. In the extraction process, counties code and identify the appropriate supervision status for each offender. Reporting logic was developed by the DOC in order to correctly calculate the probation counts for each agency and each county by age status and case severity level.

For the purpose of this report, probationers are defined as "all probationers, regardless of conviction status, who were under the supervision of a probation agent as part of a court order at any time, including those ordered to pay restitution, complete community service, or monitoring."

## IV. Findings

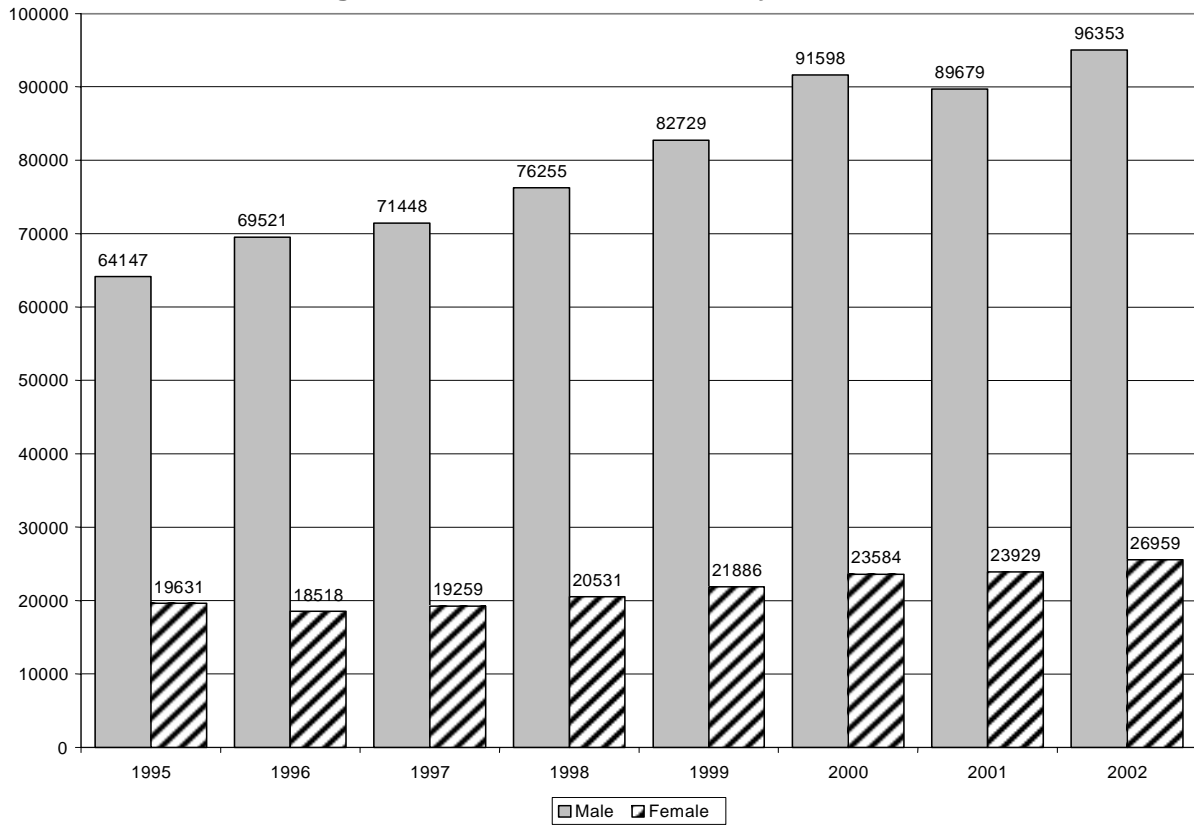
**Figure 1: Minnesota Probation Population, 1998 – 2002**

	<b>Felony</b>	<b>Gross Misdemeanor</b>	<b>Misdemeanor</b>	<b>All Adults</b>	<b>Juvenile</b>	<b>All Probationers</b>
<b>1998</b>	33,829	24,732	42,257	100,818	17,774	118,592
<b>1999</b>	33,896	26,797	43,922	104,615	18,000	122,615
<b>2000</b>	36,704	29,889	48,589	115,182	16,695	131,877
<b>2001</b>	35,186	31,119	47,303	113,608	16,723	130,331
<b>2002</b>	38,862	34,644	48,409	121,915	17,460	139,375

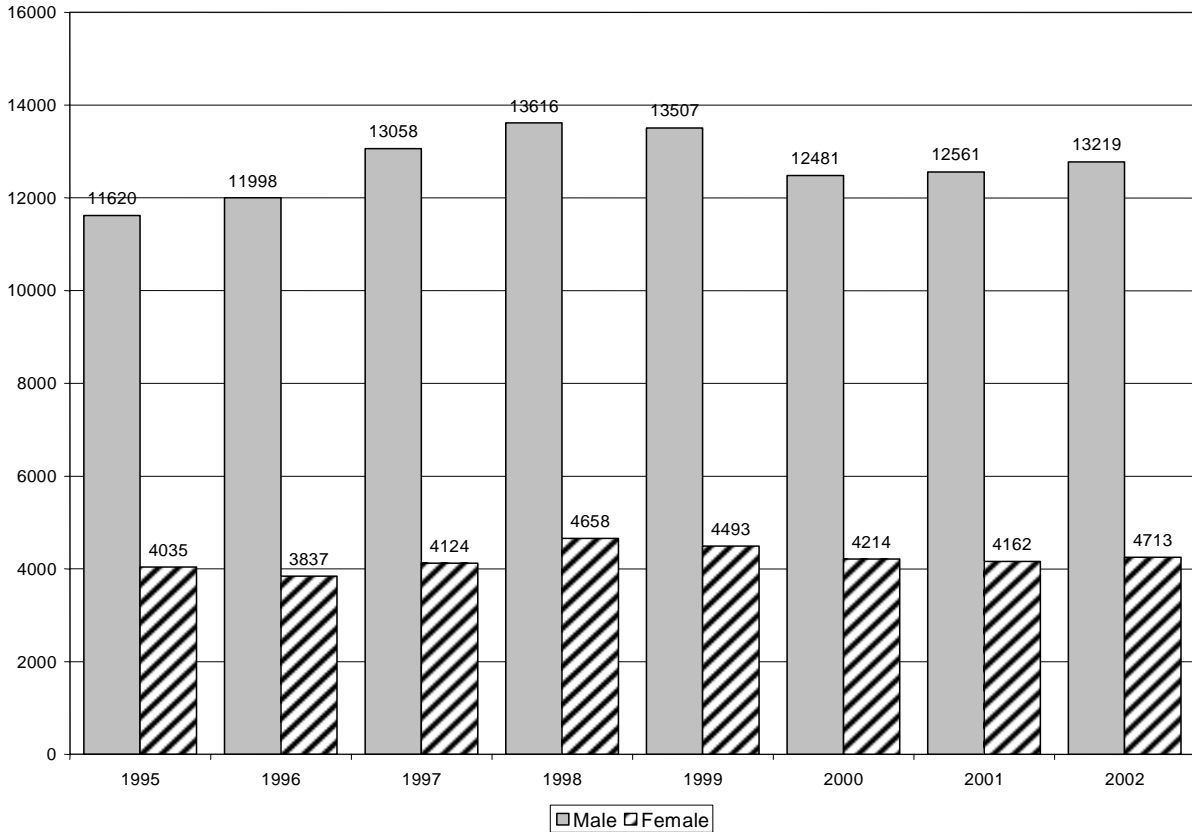
**Figure 2: Five Largest Probation Organizations in Minnesota, by Offender Population and Year**

	<b>Adult Felony 2002</b>	<b>Adult Gross Misd. 2002</b>	<b>Adult Misd. 2002</b>	<b>Juveniles 2002</b>	<b>TOTAL 2002</b>
Hennepin County Community Corrections	10,262 (26%)	8,830 (25%)	9,983 (21%)	4,245 (24%)	<b>33,320</b> (24%)
Ramsey County Community Corrections	5,786 (15%)	3,001 (9%)	6,679 (14%)	1,650 (10%)	<b>17,116</b> (12%)
Minnesota Department of Corrections	8,785 (23%)	3,641 (11%)	2,341 (5%)	1,986 (11%)	<b>16,753</b> (12%)
Anoka County Community Corrections	2,460 (6%)	2,802 (8%)	6,793 (14%)	1,098 (6%)	<b>13,153</b> (9%)
Dakota County Community Corrections	2,768 (7%)	2,256 (7%)	2,946 (6%)	929 (5%)	<b>8,899</b> (6%)
<b>Total for Minnesota</b>	<b>38,862</b>	<b>34,644</b>	<b>48,409</b>	<b>17,460</b>	<b>139,375</b>

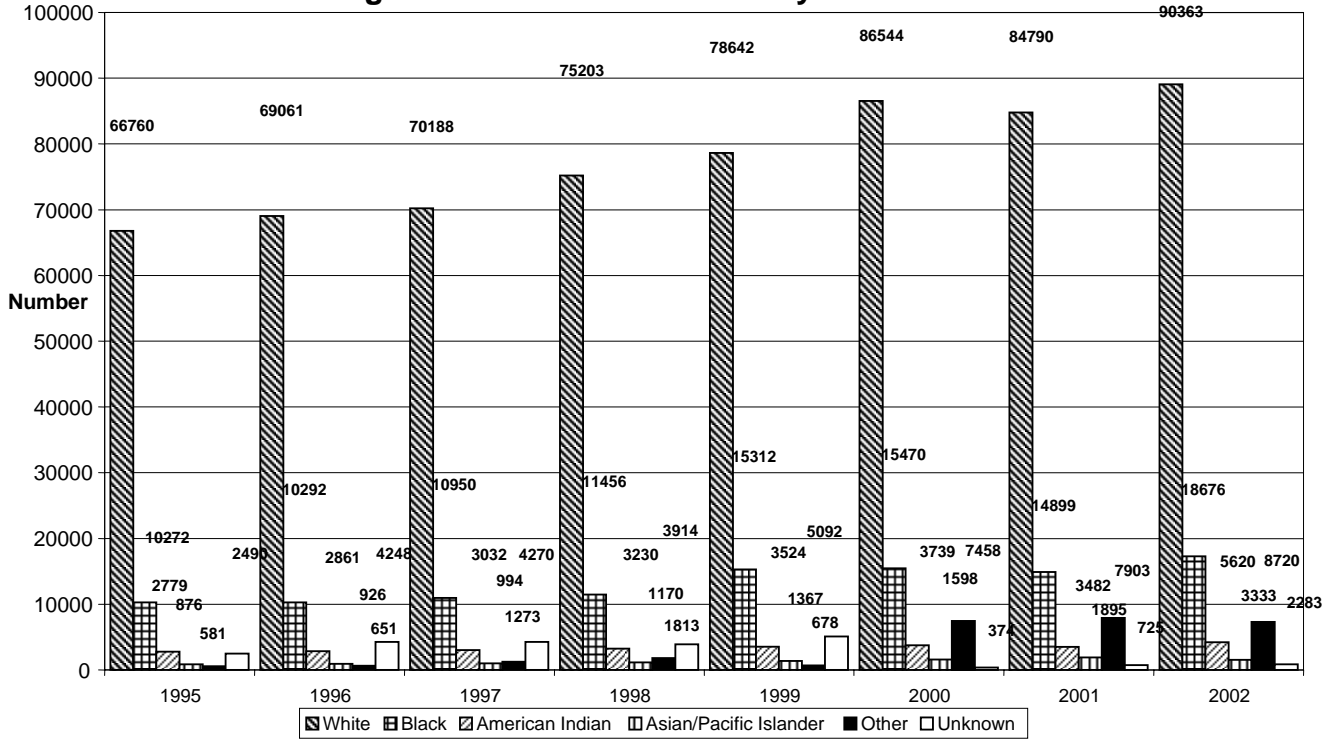
**Figure 3: Adult Probationers by Gender: 1995-2002**



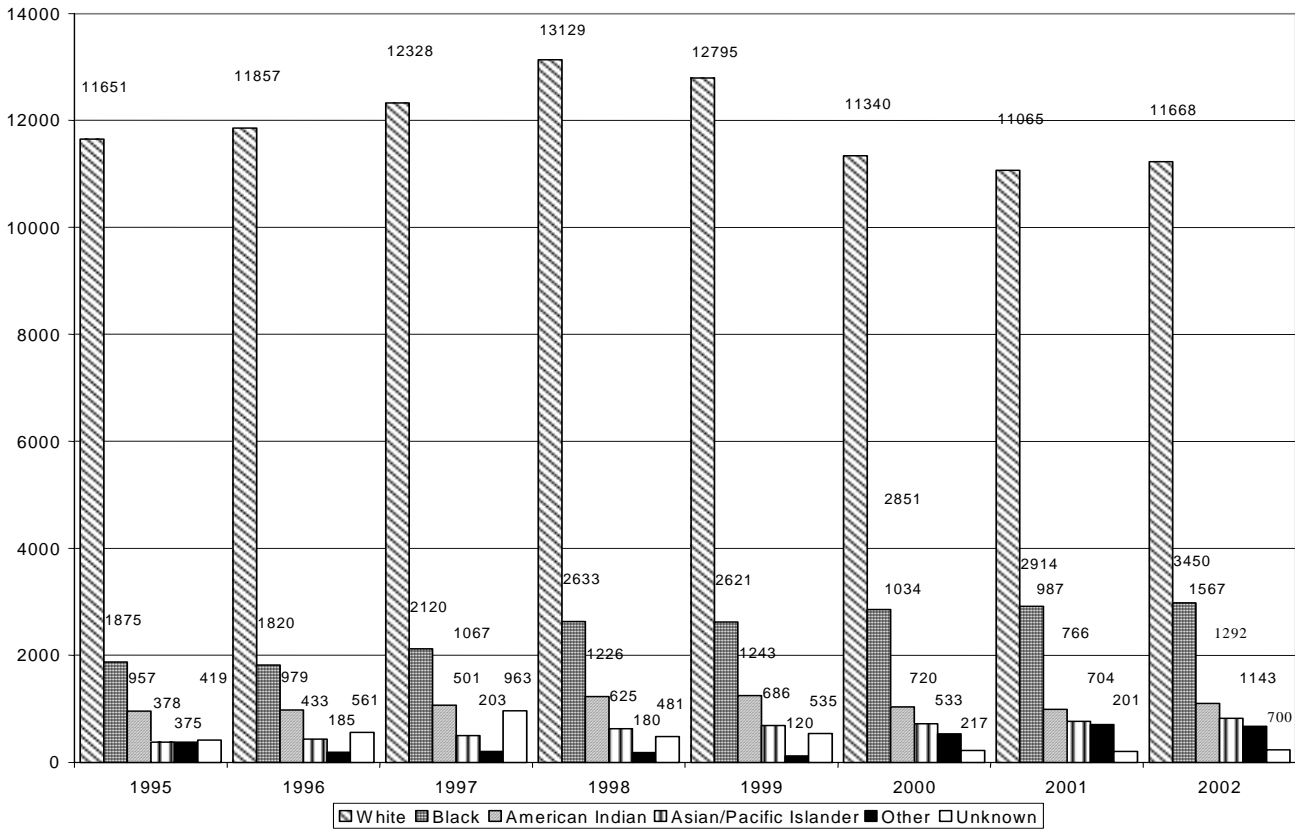
**Figure 4: Juvenile Probationers by Gender: 1995-2002**



**Figure 5: Adult Probationers by Race: 1995 to 2002**



**Figure 6: Juvenile Probationers by Race: 1995 to 2002**



**APPENDIX A**

**2002 Adult Survey and Instructions**

County:

Contact Person:

	Adult Felony Probationers	Adult GM Probationers	Adult Misd. Probationers	Juvenile Probationers	Total
<b>1. 2001 Year-end population</b> How many individuals were you supervising on 12/31/01?					
<b>2. 2002 Entries</b> How many individuals entered your caseload during 2002?					
<b>3. 2002 Removals</b> How many individuals were removed from your caseload during 2002?					
<b>4. 2002 Year-end populations</b> How many individuals were you supervising on 12/31/02? (See instructions)					

5. <b>Gender</b> of the 12/31/02 population (Line 4)	Adult Felony Probationers	Adult GM Probationers	Adult Misd. Probationers	Juvenile Probationers	Total
a) How many were male?					
b) How many were female					
c) Total (must be the same as line 4)					

6. <b>Race</b> of the 12/31/02 population (Line 4), how many were:	Adult Felony Probationers	Adult GM Probationers	Adult Misd. Probationers	Juvenile Probationers	Total
a) White					
b) Black					
c) American Indian or Alaskan Native					
d) Asian or Pacific Islander					
e) Other					
f) Unknown					
g) Total (must be same as line 4)					

7. <b>Hispanic origin</b> of the 12/31/02 population (Line 4), how many were:	Adult Felony Probationers	Adult GM Probationers	Adult Misd. Probationers	Juvenile Probationers	Total
a) How many were Hispanic?					
b) How many were not Hispanic?					
c) Not known					
d) Total (must be the same as line 4)					



8. <b>Offense categories</b> please report the number of <i>cases</i> under supervision for any of the following offenses on 12/31/02:	Adult Felony Probationers	Adult GM Probationers	Adult Misd. Probationers	Juvenile Probationers	Total
Arson/Negligent Fires					
Burglary					
Crime Against Family (e.g., non-support)					
Crime Against Administration of Justice					
Crime Against Gov't (liquor, conservation)					
Criminal Sexual Conduct					
Disturbing Peace/Privacy					
Drugs					
DWI					
Escape/Flight					
Forgery/Counterfeiting					
Gambling					
Homicide					
Juvenile Status Offenses					
Kidnapping/False Imprisonment					
Obscenity					
Property Damage					
Robbery					
Sex Related					
Stolen Property					
Theft					
Theft Related					
Traffic Accidents (except DWI)					
Vehicle Theft/Vehicle Theft Related					
Weapons					
Other					
Unknown/Not Applicable					
<b>Total</b>					

9. **Comments:**

Completed by: \_\_\_\_\_ Phone: \_\_\_\_\_ Date: \_\_\_\_\_

## Instructions for Completing the 2002 Probation Survey

Thank you for your participation in this annual survey, which is conducted to provide supervision information to legislators, policymakers, the Minnesota Department of Corrections, Minnesota counties, and other government agencies. This survey is being mailed to:

- √ Community Corrections directors, to collect all CCA county probation information
- √ Department of Corrections District supervisors, to collect data on all probationers supervised by DOC felony agents and DOC contract agents, and
- √ Chief probation officers in non-CCA counties, to collect data on all probationers supervised by non-CCA county agents.

One survey is enclosed for each county in which your office provides probation services. Please answer the questions for all probationers under your supervision.

### ***Who should be counted as a “probationer”?***

- √ All probationers, regardless of conviction status, who were under the supervision of your agency as part of a court order at any time between December 31, 2001 and December 31, 2002.
- √ Probationers for whom there is a court order for supervision and/or services such as restitution, community service, or monitoring.
- √ Persons placed on probation under Minnesota Statutes 152.18 (“deferred adjudication” for certain drug offenders) and 609.135 (stay of imposition or execution) if you are providing probation supervision or services.
- √ Persons who are sent to your county from another county or state for supervision.

### ***Who is excluded as a “probationer”?***

- √ Persons on investigative status only, such as PSIs, pre-pleas, bail evaluations, etc.
- √ Persons on “bench probation,” “court probation,” or “summary probation,” who have not been placed under the supervision of a probation agency.
- √ Pre-trial diversion and pre-trial supervision cases.
- √ Juveniles receiving services under a CHIPS petition.
- √ Persons released from state correctional facilities, who are on supervised release, parole, intensive community supervision, etc.
- √ ***Exclude*** from year-end counts (questions 1, 4, etc.) those whom you send to another county or state for supervision.

For questions 1-7, report each ***probationer*** only once, not the number of offenses or open files. If an offender is on probation for offenses of differing severity, count him/her in the category of highest severity. If a probationer is under both juvenile and adult supervision, count the offender only once, placing the individual as an adult or juvenile according to the more serious offense. If you are unable to eliminate double counting of individuals under both adult and juvenile supervision, asterisk the juvenile total on line 4 of page 1 and in the “Comments” section on page 2, estimate the number of juveniles also counted as adults.

Please note the changed wording in question 8: you are to report the number of cases under supervision for each of the listed offenses (**not** the most serious offense for which each offender was under supervision). If a case has multiple offense counts, please report the most serious count.

*Notes on specific questions*

**Question 1.** The “2001 year-end population” figures you reported on line 4 of last year’s survey have been entered on line 1 of the enclosed questionnaire(s). If these numbers have changed, insert the amended number.

**Question 2.** Count individuals who newly entered probation supervision during the year. If an offender picks up another offense while on your caseload, this should not be counted.

**Question 3.** Count individuals who were removed from probation supervision during the year (e.g., offenders discharged from probation, sent to another county or state for supervision, or incarcerated upon revocation of their probation; absconders removed from your caseload, or those who are deceased). Do not count as a removal an offender who is discharged from probation for one offense but remains on probation for another offense.

**Question 4.** The year-end populations reported for this question are the most important data. Questions 5 through 7 ask you to provide a breakdown of the question 4 population by gender, race, and Hispanic origin.

**Please note: Line 1 + Line 2 – Line 3 = Line 4 is the formula for the “total” column.**

**Question 5.** Self-explanatory.

**Question 6-7.** The Department reports the aggregate statewide data from this annual probation survey to the Bureau of Justice Statistics (BJS) for their nationwide probation survey. The race and ethnic origin categories used in questions 6 and 7 are the same as those used by the BJS survey. The federal government regards “Hispanic” as a designation of ethnicity, not race. Thus Hispanic probationers will generally be counted as White or Black in question 6, and as Hispanic in question 7. The following Census Bureau definitions may be useful:

**White (race):** A person having an origin in any of the original peoples of Europe, North Africa, or the Middle East. (DOC note: this is true of most Hispanics. If your agency records Hispanic origin as a racial category but does not have a white/black distinction, then include them in the white category.)

**Hispanic (ethnic origin):** A person of Mexican, Puerto Rican, Cuban, Central or South American or other Spanish culture or origin, regardless of race.

**Question 8.** When answering this question, please note that if a case has multiple offense counts you are to report the most serious count. Also, the offense categories used in question 8 are derived from the Minnesota Offense Code (MOC) general index categories, except that “juvenile status offenses” and DWI were made in to separate categories, and some MOC “miscellaneous” offenses (liquor, conservation) were added to the “crime against government” category. Therefore, if you are familiar with the MOC system, you can consult its tables if you have questions in categorizing offenses.

Here are some offenses for which survey respondents had questions in the past, and how to categorize them:

<b>Offense</b>	<b>Offense category</b>
terroristic threats	Assault
criminal vehicular homicide	Traffic/Accidents
witness tampering, probation violation	Crime against administration of justice
bad checks, welfare fraud	Theft related
tax evasion	Crime against government

**APPENDIX B**

**2002 Juvenile Survey and Instructions**

## 2002 Juvenile Probation Survey

County:

Contact Person:

	Juvenile Probationers	Total
<b>1. 2001 Year-end population</b> How many individuals were you supervising on 12/31/01?		
<b>2. 2002 Entries</b> How many individuals entered your caseload during 2002?		
<b>3. 2002 Removals</b> How many individuals were removed from your caseload during 2002?		
<b>4. 2002 Year-end population</b> How many individuals were you supervising on 12/31/02? (See instructions)		

<b>5. Gender of the 12/31/02 population (Line 4)</b> <b>How many were:</b>	Juvenile Probationers	Total
Male		
Female		
Total (must be the same as line 4)		

<b>6. Race of the 12/31/02 population (Line 4)</b> <b>How many were:</b>	Juvenile Probationers	Total
White		
Black		
American Indian or Alaskan Native		
Asian or Pacific Islander		
Other		
Unknown		
Total (must be same as line 4)		

<b>7. Hispanic origin of the 12/31/02 population (Line 4)</b> <b>How many were:</b>	Juvenile Probationers	Total
Hispanic		
Not Hispanic		
Not known		
Total (must be the same as line 4)		

8. <b>Offense categories</b> please report the number of <i>cases</i> under supervision for any of the following offenses on 12/31/02:	Juvenile Probation Cases	Total
Arson/Negligent Fires		
Assault		
Burglary		
Crime Against Family (e.g., non-support)		
Crime Against Administration of Justice		
Crime Against Gov't (liquor, conservation)		
Criminal Sexual Conduct		
Disturbing Peace/Privacy		
Drugs		
DWI		
Escape/Flight		
Forgery/Counterfeiting		
Gambling		
Homicide		
Juvenile Status Offenses		
Kidnapping/False Imprisonment		
Obscenity		
Property Damage		
Robbery		
Sex Related		
Stolen Property		
Theft		
Theft Related		
Traffic Accidents (except DWI)		
Vehicle Theft/Vehicle Theft Related		
Weapons		
Other		
Unknown/Not Applicable		
<b>Total</b>		

**9. Comments:**

Completed by: \_\_\_\_\_ Phone: \_\_\_\_\_ Date: \_\_\_\_\_

*Notes on specific questions*

**Question 2.** Count individuals who newly entered probation supervision during the year. If an offender picks up another offense while on your caseload, this should not be counted.

**Question 3.** Count individuals who were removed from probation supervision during the year (e.g., offenders discharged from probation, sent to another county or state for supervision, or incarcerated upon revocation of their probation; absconders removed from your caseload, or those who are deceased). Do not count as a removal an offender who is discharged from probation for one offense but remains on probation for another offense.

**Question 4.** The year-end populations reported for this question are the most important data. Questions 5 through 7 ask you to provide a breakdown of the question 4 population by gender, race, and Hispanic origin.

**Please note: Line 1 + Line 2 – Line 3 = Line 4 is the formula for the “total” column.**

**Question 5.** Self-explanatory.

**Question 6-7.** The Department reports the aggregate statewide data from this annual probation survey to the Bureau of Justice Statistics (BJS) for their nationwide probation survey. The race and ethnic origin categories used in questions 6 and 7 are the same as those used by the BJS survey. The federal government regards “Hispanic” as a designation of ethnicity, not race. Thus Hispanic probationers will generally be counted as White or Black in question 6, and as Hispanic in question 7. The following Census Bureau definitions may be useful:

**White (race):** A person having an origin in any of the original peoples of Europe, North Africa, or the Middle East. (DOC note: this is true of most Hispanics. If your agency records Hispanic origin as a racial category but does not have a white/black distinction, then include them in the white category.)

**Hispanic (ethnic origin):** A person of Mexican, Puerto Rican, Cuban, Central or South American or other Spanish culture or origin, regardless of race.

**Question 8.** When answering this question, please note that if a case has multiple offense counts you are to report the most serious count. Also, the offense categories used in question 8 are derived from the Minnesota Offense Code (MOC) general index categories, except that “juvenile status offenses” and DWI were made in to separate categories, and some MOC “miscellaneous” offenses (liquor, conservation) were added to the “crime against government” category. Therefore, if you are familiar with the MOC system, you can consult its tables if you have questions in categorizing offenses.

Here are some offenses for which survey respondents had questions in the past, and how to categorize them:

<b>Offense</b>	<b>Offense category</b>
terroristic threats	Assault
criminal vehicular homicide	Traffic/Accidents
witness tampering, probation violation	Crime against administration of justice
bad checks, welfare fraud	Theft related
tax evasion	Crime against government



**APPENDIX C**

**2002 Survey Data by County**

	2001 Year-end Population	2002 Entries	2002 Removals	2002 Year-end Population	Male	Female	White	Black	American Indian	Asian/Pacific Islander	Other Race	Unknown Race	Hispanic	Not Hispanic	Arson	Assault	Burglary	Crime Against Family	Crime Against Justice	Crime Against Government	Crime Against Justice
Aitkin (CCA)																					
Felony	150	45	69	124	102	22	114	2	8	0	0	0	0	124	2	21	36	0	0	1	
Gross Misd.	281	162	157	291	243	48	260	3	28	0	0	0	2	289	0	5	1	2	7	10	
Misdemeanor	275	187	166	293	228	65	279	1	13	0	0	0	1	292	0	16	0	0	5	7	
Juvenile	96	71	57	110	83	27	100	0	10	0	0	0	1	109	0	16	20	0	3	8	
Total	802	465	449	818	656	162	753	6	59	0	0	0	4	814	2	58	57	2	15	26	
Anoka (CCA)																					
Felony	2593	615	787	2460	1880	580	2087	236	54	21	62	0	40	2420	13	218	211	6	27	3	
Gross Misd.	2820	892	981	2802	2300	502	2330	140	72	15	245	0	34	2768	0	75	5	18	138	27	
Misdemeanor	6884	4990	4971	6793	5225	1568	3953	288	95	62	2395	0	72	6721	0	537	0	2	265	180	
Juvenile	1126	1288	1492	1098	784	314	922	81	9	13	0	73	8	1090	5	106	60	0	16	0	
Total	13423	7785	8231	13153	10189	2964	9292	745	230	111	2702	73	154	12999	18	936	276	26	446	210	
Becker																					
Felony	245	113	118	239	196	43	156	5	72	0	6	0	5	234	2	34	29	2	6	0	
Gross Misd.	24	19	12	32	20	12	10	0	14	0	8	0	1	31	0	2	0	0	2	0	
Misdemeanor	5	7	5	6	6	0	3	0	2	0	1	0	0	6	0	5	0	0	0	0	
Juvenile	159	66	91	135	98	37	40	0	49	1	45	0	1	134	0	41	37	0	9	0	
Total	433	205	226	412	320	92	209	5	137	1	60	0	7	405	2	82	66	2	17	0	
Beltrami																					
Felony	417	175	194	398	313	85	216	11	169	1	1	0	3	395	0	53	50	2	18	1	
Gross Misd.	158	101	93	162	126	36	65	4	91	0	2	0	2	160	0	27	4	3	16	0	
Misdemeanor	29	23	21	35	28	7	15	1	16	0	3	0	1	34	0	13	0	1	3	0	
Juvenile	197	156	142	211	144	67	73	3	127	0	8	0	1	210	7	84	27	1	18	0	
Total	801	455	450	806	611	195	369	19	403	1	14	0	7	799	7	177	81	7	55	1	
Benton																					
Felony	343	137	135	341	263	78	282	31	8	6	14	0	5	336	3	46	40	2	7	1	
Gross Misd.	259	198	148	318	268	50	253	16	5	7	37	0	3	315	0	22	1	2	14	1	
Misdemeanor	225	299	245	274	220	54	227	10	1	5	31	0	3	271	0	49	0	0	8	23	
Juvenile	73	170	151	92	63	29	73	6	2	0	11	0	1	91	2	16	0	0	2	18	
Total	900	804	679	1025	814	211	835	63	16	18	93	0	12	1013	5	133	41	4	31	43	
Bigstone																					
Felony	23	10	10	23	19	4	19	3	1	0	0	0	2	21	0	4	2	0	0	0	
Gross Misd.	20	16	14	23	19	4	23	0	0	0	0	0	0	23	0	0	0	0	2	2	
Misdemeanor	21	23	26	17	17	0	12	0	0	0	5	0	0	17	0	2	0	0	1	2	
Juvenile	23	32	39	16	12	4	13	0	0	0	3	0	0	16	0	1	2	0	1	8	
Total	87	81	89	79	67	12	67	3	1	0	8	0	2	77	0	7	4	0	4	12	
Blue Earth (CCA)																					
Felony	311	129	127	311	253	58	255	37	5	5	9	0	11	300	1	20	41	3	4	0	
Gross Misd.	408	265	295	386	299	87	357	13	6	4	6	0	20	366	0	1	0	1	11	3	
Misdemeanor	662	355	643	368	277	91	331	19	2	5	11	0	8	360	0	59	0	0	14	10	
Juvenile	178	181	207	152	113	39	106	12	0	1	33	0	6	146	0	32	9	0	1	1	
Total	1559	930	1272	1217	942	275	1049	81	13	15	59	0	45	1172	1	112	50	4	30	14	
Brown																					
Felony	93	45	56	83	73	10	78	2	0	0	3	0	11	72	1	19	17	0	0	0	
Gross Misd.	194	77	95	176	150	26	174	1	0	0	1	0	15	161	0	1	1	0	7	9	
Misdemeanor	213	211	208	215	167	48	208	4	0	0	3	0	26	189	4	24	0	0	8	26	
Juvenile	93	128	122	99	78	21	97	0	0	0	2	0	6	93	4	14	6	0	6	8	
Total	593	461	481	573	468	105	557	7	0	0	9	0	58	515	9	58	24	0	21	43	
Carlton (CCA)																					
Felony	312	91	160	249	216	33	178	10	55	0	6	0	2	247	5	21	32	4	2	0	
Gross Misd.	97	91	51	133	107	26	75	0	43	0	15	0	0	133	0	9	1	3	9	0	
Misdemeanor	88	120	132	74	61	13	41	2	16	0	15	0	0	74	0	22	0	0	10	1	
Juvenile	101	197	189	109	88	21	83	1	24	1	0	0	1	108	2	19	20	2	8	0	
Total	598	499	532	565	472	93	377	13	138	1	36	0	3	562	7	71	53	9	29	1	
Carver																					
Felony	303	160	146	318	266	52	281	18	4	5	10	0	22	296	1	92	17	1	23	2	
Gross Misd.	581	390	357	623	484	139	588	12	5	4	14	0	60	563	0	37	4	11	28	1	
Misdemeanor	330	298	266	351	267	84	302	14	3	7	25	0	29	322	2	80	0	1	8	16	
Juvenile	226	274	255	246	192	54	233	4	4	2	3	0	17	229	1	68	26	0	13	24	
Total	1440	1122	1024	1538	1209	329	1404	48	16	18	52	0	128	1410	4	277	47	13	72	43	

	Criminal Sexual Conduct	Disturbing Peace	Drugs	DWI	Escape/Flight	Forgery	Gambling	Homicide	Juvenile Status Offense	Kidnapping	Obscenity	Property Damage	Robbery	Sex Related	Stolen Property	Theft	Theft Related	Traffic (exclude DWI)	Vehicle Theft	Weapons	Other	Unknown
Aitkin (CCA)																						
Felony	9	0	17	0	5	6	0	1	0	0	0	6	0	0	6	17	9	0	8	2	0	0
Gross Misd.	3	9	0	209	2	3	0	0	0	0	0	2	0	1	0	15	7	49	0	1	0	0
Misdemeanor	0	6	2	228	0	0	0	0	5	0	0	1	0	1	3	6	2	35	1	0	0	0
Juvenile	6	11	10	1	0	1	0	0	59	0	0	14	0	0	2	23	0	28	7	1	0	0
Total	18	26	29	438	7	10	0	1	64	0	0	23	0	2	11	61	18	112	16	4	0	0
Anoka (CCA)																						
Felony	223	8	598	46	79	157	3	20	0	11	5	60	31	3	69	228	288	8	112	33	0	0
Gross Misd.	22	10	1	2184	26	52	0	0	0	0	3	44	0	3	22	104	30	25	6	7	0	0
Misdemeanor	0	637	13	1591	2	3	0	0	3	0	14	110	0	1	12	529	4	2508	9	13	0	0
Juvenile	66	61	33	25	4	9	0	0	329	3	10	76	12	0	13	88	70	36	43	31	2	0
Total	311	716	645	3846	111	221	3	20	332	14	32	290	43	7	116	949	392	2577	170	84	2	0
Becker																						
Felony	16	1	49	1	19	7	0	1	3	1	0	6	0	0	7	34	34	0	12	7	0	0
Gross Misd.	1	1	1	23	0	0	0	0	1	0	0	0	0	0	2	1	0	2	0	0	0	0
Misdemeanor	0	0	0	1	0	0	0	0	1	0	0	0	0	0	0	0	0	0	0	0	0	0
Juvenile	5	16	11	3	3	2	0	0	31	0	0	24	1	1	2	32	4	5	38	7	0	65
Total	22	18	61	28	22	9	0	1	36	1	0	30	1	1	11	67	38	7	50	14	0	65
Beltrami																						
Felony	39	0	97	5	31	16	0	1	0	0	1	9	5	3	11	44	36	5	36	5	0	0
Gross Misd.	3	4	1	134	6	8	0	0	1	0	1	2	0	0	2	11	10	19	0	1	0	0
Misdemeanor	3	4	0	8	0	2	0	0	2	0	0	1	0	0	0	6	1	5	0	0	0	0
Juvenile	11	29	20	1	13	3	0	0	113	0	0	39	4	0	8	46	2	13	62	2	0	0
Total	56	37	118	148	50	29	0	1	116	0	2	51	9	3	21	107	49	42	98	8	0	0
Benton																						
Felony	23	5	111	1	17	32	0	1	0	1	1	17	2	0	11	41	31	8	14	5	0	0
Gross Misd.	4	11	1	245	1	6	0	0	0	1	0	6	0	1	1	10	10	26	0	2	0	0
Misdemeanor	0	50	2	129	0	0	0	0	1	0	1	4	0	0	2	8	1	36	1	0	0	0
Juvenile	9	11	7	1	0	2	0	0	13	0	0	11	3	1	2	25	3	3	4	2	0	0
Total	36	77	121	376	18	40	0	1	14	2	2	38	5	2	16	84	45	73	19	9	0	0
Bigstone																						
Felony	3	0	8	0	1	1	0	0	0	0	0	0	0	0	1	1	1	1	2	1	0	0
Gross Misd.	0	0	0	17	2	1	0	0	0	0	0	0	0	0	1	0	1	1	0	0	0	0
Misdemeanor	0	1	1	9	0	0	0	0	0	0	0	0	0	1	1	2	0	4	0	0	0	0
Juvenile	0	0	0	1	1	0	0	1	0	0	0	0	0	0	0	2	0	2	0	1	0	0
Total	3	1	9	27	4	2	0	1	0	0	0	0	0	1	3	5	2	8	2	2	0	0
Blue Earth (CCA)																						
Felony	39	0	84	17	10	16	0	2	0	0	0	4	2	0	6	46	25	1	10	5	0	0
Gross Misd.	1	10	0	302	3	14	0	0	0	0	0	8	0	0	5	29	13	21	0	0	0	0
Misdemeanor	0	35	1	225	1	1	0	0	22	0	1	4	0	0	2	19	2	43	2	1	0	0
Juvenile	14	33	4	3	3	0	0	0	80	0	0	10	0	0	4	23	2	4	9	6	0	1
Total	54	78	89	547	17	31	0	2	102	0	1	26	2	0	17	117	42	69	21	12	0	1
Brown																						
Felony	3	0	17	0	3	2	0	0	0	1	0	7	0	1	2	15	5	1	0	2	0	0
Gross Misd.	1	1	0	128	3	4	0	0	0	0	0	4	0	0	1	21	0	10	0	2	0	0
Misdemeanor	0	6	2	105	0	0	0	0	5	0	1	1	0	0	0	2	1	85	0	1	0	0
Juvenile	6	9	10	3	2	1	0	0	20	0	1	11	0	0	3	20	1	15	7	2	0	0
Total	10	16	29	236	8	7	0	0	25	1	2	23	0	1	6	58	7	111	7	7	0	0
Carlton (CCA)																						
Felony	19	3	93	4	16	5	2	0	0	3	1	12	1	0	8	20	14	6	8	4	0	0
Gross Misd.	2	4	0	105	4	4	0	0	0	0	2	2	0	0	2	2	0	10	0	1	0	0
Misdemeanor	1	21	2	27	0	0	0	0	3	0	1	2	0	0	0	4	1	10	2	0	0	0
Juvenile	5	14	4	0	0	2	0	0	46	0	1	21	0	0	1	5	5	6	14	0	0	0
Total	27	42	99	136	20	11	2	0	49	3	5	37	1	0	11	31	20	32	24	5	0	0
Carver																						
Felony	27	2	60	1	8	15	0	3	0	0	1	7	0	0	12	31	17	7	11	8	0	0
Gross Misd.	6	6	1	449	2	8	0	0	8	0	0	9	0	1	7	18	10	71	0	0	0	0
Misdemeanor	3	55	5	6	0	5	0	0	18	0	0	8	0	0	0	41	0	189	1	0	0	0
Juvenile	15	48	35	1	1	1	0	0	39	0	0	19	0	0	5	40	1	58	15	8	0	1
Total	51	111	101	457	11	29	0	3	65	0	1	43	0	1	24	130	28	325	27	16	0	1

	2001 Year-end Population	2002 Entries	2002 Removals	2002 Year-end Population	Male	Female	White	Black	American Indian	Asian/Pacific Islander	Other Race	Unknown Race	Hispanic	Not Hispanic	Arson	Assault	Burglary	Crime Against Family	Crime Against Justice	Crime Against Government	Crime Against	
Cass																						
Felony	274	127	102	299	224	75	162	4	123	1	9	0	2	297	5	45	33	1	5	1		
Gross Misd.	347	156	138	370	300	70	183	4	180	0	3	0	3	367	0	7	2	2	30	5		
Misdemeanor	153	73	75	146	111	35	66	1	78	0	1	0	1	145	1	40	1	0	13	2		
Juvenile	150	105	109	146	112	34	81	1	64	0	0	0	1	145	0	39	33	0	9	0		
Total	924	461	424	961	747	214	492	10	445	1	13	0	7	954	6	131	69	3	57	8		
Chippewa (CCA)																						
Felony	35	25	30	31	23	8	26	0	3	0	2	0	1	30	0	6	3	0	0	0		
Gross Misd.	55	66	59	60	43	17	56	0	2	1	1	0	4	56	0	2	0	2	1	0		
Misdemeanor	44	61	60	46	36	10	44	0	2	0	0	0	2	44	0	5	0	0	0	3		
Juvenile	21	38	31	28	21	7	28	0	0	0	0	0	2	26	3	3	2	0	2	0		
Total	155	190	180	165	123	42	154	0	7	1	3	0	9	156	3	16	5	2	3	3		
Chisago																						
Felony	284	138	128	285	248	37	263	8	4	2	8	0	6	279	1	35	21	3	6	0		
Gross Misd.	382	212	232	368	313	55	331	7	6	0	24	0	4	364	0	9	1	3	16	2		
Misdemeanor	731	508	532	708	591	117	548	7	6	4	143	0	10	698	0	93	1	0	32	1		
Juvenile	171	215	223	165	132	33	106	5	1	4	49	0	2	163	4	29	19	0	5	1		
Total	1568	1073	1115	1526	1284	242	1248	27	17	10	224	0	22	1504	5	166	42	6	59	4		
Clay																						
Felony	512	221	229	501	384	117	419	28	44	6	4	0	76	425	2	50	46	39	8	2		
Gross Misd.	41	27	20	50	41	9	43	2	5	0	0	0	11	39	0	21	0	1	11	0		
Misdemeanor	125	70	101	95	88	7	75	5	15	0	0	0	23	72	0	69	1	0	14	0		
Juvenile	225	195	201	219	165	54	166	1	34	1	17	0	43	176	4	62	29	1	29	60		
Total	903	513	551	865	678	187	703	36	98	7	21	0	153	712	6	202	76	41	62	62		
Clearwater																						
Felony	185	31	109	110	88	22	60	0	38	0	12	0	0	110	0	21	10	2	0	0		
Gross Misd.	90	41	60	70	53	17	25	0	23	0	22	0	1	69	0	7	0	1	9	3		
Misdemeanor	8	36	7	35	26	9	10	0	4	0	21	0	0	35	0	10	0	0	0	1		
Juvenile	60	33	41	52	41	11	26	0	15	0	11	0	0	52	1	16	12	0	1	1		
Total	343	141	217	267	208	59	121	0	80	0	66	0	1	266	1	54	22	3	10	5		
Cook (CCA)																						
Felony	36	15	13	37	27	10	27	1	7	0	2	0	0	37	0	5	5	0	0	0		
Gross Misd.	52	36	35	56	43	13	46	0	10	0	0	0	0	56	0	2	0	1	0	0		
Misdemeanor	77	58	59	74	60	14	65	0	6	0	3	0	0	74	0	10	0	1	0	0		
Juvenile	13	11	12	12	11	1	6	1	4	0	1	0	1	11	0	1	0	0	0	0		
Total	178	120	119	179	141	38	144	2	27	0	6	0	1	178	0	18	5	2	0	0		
Cottonwood																						
Felony	77	36	34	79	63	16	66	1	2	4	6	0	3	76	0	9	4	1	4	0		
Gross Misd.	52	44	56	42	32	10	40	0	0	1	1	0	2	40	0	7	0	0	3	0		
Misdemeanor	58	55	64	47	34	13	41	1	1	2	2	0	4	43	0	18	0	0	1	3		
Juvenile	38	33	34	37	28	9	33	1	0	3	0	0	1	36	1	5	1	0	0	0		
Total	225	168	188	205	157	48	180	3	3	10	9	0	10	195	1	39	5	1	8	3		
Crow Wing (CCA)																						
Felony	479	161	200	444	355	89	393	16	27	6	2	0	8	436	2	32	55	0	2	0		
Gross Misd.	460	226	337	348	274	74	302	5	27	0	14	0	2	346	0	18	0	2	30	28		
Misdemeanor	414	280	396	295	241	54	260	9	9	1	16	0	1	294	0	33	0	0	15	13		
Juvenile	184	237	203	218	162	56	193	9	13	2	1	0	1	217	2	39	37	0	8	9		
Total	1537	904	1136	1305	1032	273	1148	39	76	9	33	0	12	1293	4	122	92	2	55	50		
Dakota (CCA)																						
Felony	2905	665	813	2768	2076	692	2034	469	39	59	167	0	135	2633	9	296	176	8	36	5		
Gross Misd.	2311	1008	1129	2256	1855	401	1889	165	37	39	126	0	164	2092	0	104	4	24	173	23		
Misdemeanor	2900	1949	1827	2946	2390	556	2337	283	43	57	226	0	273	2673	0	449	0	2	163	203		
Juvenile	792	896	758	929	735	194	713	132	21	42	21	0	41	888	15	297	62	1	67	126		
Total	8908	4518	4527	8899	7056	1843	6973	1049	140	197	540	0	613	8286	24	1146	242	35	439	357		
Dodge (CCA)																						
Felony	62	22	23	62	49	13	59	2	1	0	0	0	4	58	0	12	7	0	1	1		
Gross Misd.	72	49	40	81	74	7	78	1	2	0	0	0	12	69	0	5	0	1	2	0		
Misdemeanor	70	25	62	32	27	5	28	1	0	1	2	0	2	30	0	11	0	0	1	0		
Juvenile	51	71	56	66	47	19	58	1	1	1	5	0	5	61	0	9	4	0	1	2		
Total	255	167	181	241	197	44	223	5	4	2	7	0	23	218	0	37	11	1	5	3		

	Criminal Sexual Conduct	Disturbing Peace	Drugs	DWI	Escape/Flight	Forgery	Gambling	Homicide	Juvenile Status Offense	Kidnapping	Obscenity	Property Damage	Robbery	Sex Related	Stolen Property	Theft	Theft Related	Traffic (exclude DWI)	Vehicle Theft	Weapons	Other	Unknown
Cass																						
Felony	17	1	91	4	17	15	1	2	0	0	0	6	2	0	13	34	30	8	12	6	0	0
Gross Misd.	3	0	0	293	4	14	0	0	0	0	0	4	0	1	1	7	5	48	0	1	0	0
Misdemeanor	0	15	1	91	0	0	0	0	0	0	0	1	0	0	0	1	0	5	0	1	0	0
Juvenile	8	17	11	3	1	2	0	0	39	0	0	9	1	0	3	25	0	0	27	5	0	0
Total	28	33	103	391	22	31	1	2	39	0	0	20	3	1	17	67	35	61	39	13	0	0
Chippewa (CCA)																						
Felony	2	0	13	0	0	0	0	0	0	1	0	1	0	0	0	4	1	0	1	0	0	0
Gross Misd.	1	0	0	37	0	7	0	0	0	0	0	2	0	0	0	4	3	6	0	0	0	0
Misdemeanor	0	7	1	28	0	0	0	0	0	0	0	1	0	0	0	3	1	4	0	0	0	0
Juvenile	1	1	1	0	1	1	0	0	7	0	0	3	0	0	0	3	0	3	5	0	0	0
Total	4	8	15	65	1	8	0	0	7	1	0	7	0	0	0	14	5	13	6	0	0	0
Chisago																						
Felony	35	3	99	5	11	11	0	2	0	1	0	3	2	5	14	29	13	11	7	3	0	0
Gross Misd.	3	9	1	278	5	5	0	0	9	0	0	4	0	1	2	7	5	60	1	2	0	0
Misdemeanor	0	94	10	323	1	0	0	0	7	0	1	12	0	1	1	21	2	181	3	1	0	0
Juvenile	6	25	4	1	1	1	0	1	70	0	0	7	1	1	8	34	2	22	12	1	0	3
Total	44	131	114	607	18	17	0	3	86	1	1	26	3	8	25	91	22	274	23	7	0	3
Clay																						
Felony	39	3	149	9	11	20	1	2	1	2	0	17	2	2	22	79	48	5	10	9	0	0
Gross Misd.	1	3	0	17	0	0	0	0	0	0	0	1	0	0	0	2	1	1	0	2	0	0
Misdemeanor	1	18	1	12	0	0	0	0	1	0	0	1	0	2	0	0	0	3	0	1	0	0
Juvenile	7	25	28	0	1	6	0	0	28	0	2	39	2	0	12	62	0	17	28	2	0	1
Total	48	49	178	38	12	26	1	2	30	2	2	58	4	4	34	143	49	26	38	14	0	1
Clearwater																						
Felony	4	0	7	4	10	10	0	0	0	0	0	6	2	0	3	20	19	2	7	4	0	0
Gross Misd.	2	1	0	50	1	2	0	0	2	0	0	2	0	0	2	1	3	8	1	1	0	0
Misdemeanor	0	1	0	27	0	0	0	0	5	0	0	1	0	0	0	1	0	3	0	0	0	0
Juvenile	3	14	4	0	3	0	0	0	12	0	0	9	0	0	0	16	0	3	12	0	0	1
Total	9	16	11	81	14	12	0	0	19	0	0	18	2	0	5	38	22	16	20	5	0	1
Cook (CCA)																						
Felony	3	0	13	0	0	0	0	0	0	0	0	0	0	0	1	5	2	0	3	1	0	0
Gross Misd.	1	1	1	50	0	2	0	0	0	0	0	0	0	0	0	0	0	3	0	0	0	0
Misdemeanor	0	4	5	42	0	0	0	0	5	0	0	3	0	0	0	3	0	13	0	0	0	0
Juvenile	0	0	3	1	0	0	0	0	8	0	0	0	0	0	0	2	0	0	0	0	0	0
Total	4	5	22	93	0	2	0	0	13	0	0	3	0	0	1	10	2	16	3	1	0	0
Cottonwood																						
Felony	16	2	19	1	3	5	0	0	0	0	0	5	0	0	1	10	5	0	1	0	0	0
Gross Misd.	0	0	0	29	0	3	0	0	0	0	0	0	0	0	0	3	3	4	0	0	0	0
Misdemeanor	0	5	0	15	0	0	0	0	1	0	0	0	0	0	1	2	5	6	0	1	0	0
Juvenile	1	2	2	0	0	1	0	0	12	0	0	9	0	0	0	13	2	0	3	1	0	0
Total	17	9	21	45	3	9	0	0	13	0	0	14	0	0	2	28	15	10	4	2	0	0
Crow Wing (CCA)																						
Felony	65	0	149	7	26	31	0	1	3	1	0	12	2	5	22	57	26	4	27	4	0	0
Gross Misd.	5	1	4	246	12	10	0	0	4	0	0	11	0	1	3	28	5	69	0	1	0	0
Misdemeanor	0	20	5	229	0	1	0	0	1	0	0	6	0	3	1	15	1	43	2	0	0	0
Juvenile	26	24	16	0	3	2	0	0	78	0	0	40	0	0	12	58	1	14	38	3	0	0
Total	96	45	174	482	41	44	0	1	86	1	0	69	2	9	38	158	33	130	67	8	0	0
Dakota (CCA)																						
Felony	210	1	1096	11	76	216	0	7	3	7	7	65	39	1	78	441	250	24	92	20	0	0
Gross Misd.	17	2	4	1857	12	35	0	1	5	0	0	31	0	0	4	75	9	251	1	4	0	0
Misdemeanor	11	232	31	1516	1	6	0	0	34	0	0	27	0	3	3	74	6	705	4	4	0	0
Juvenile	51	313	135	21	7	15	0	1	111	1	0	133	26	1	45	244	14	71	83	38	0	1
Total	289	548	1266	3405	96	272	0	9	153	8	7	256	65	5	130	834	279	1051	180	66	0	1
Dodge (CCA)																						
Felony	1	0	26	0	1	1	0	1	1	0	0	1	0	0	1	15	1	0	0	1	0	0
Gross Misd.	0	0	3	65	1	1	0	0	0	0	0	2	0	0	0	3	0	12	0	0	0	0
Misdemeanor	0	1	1	19	0	0	0	0	0	0	0	0	0	0	0	1	0	7	0	0	0	0
Juvenile	0	7	4	4	1	0	0	0	25	0	0	7	0	0	0	14	1	2	1	2	0	0
Total	1	8	34	88	3	2	0	1	26	0	0	10	0	0	1	33	2	21	1	3	0	0

	2001 Year-end Population	2002 Entries	2002 Removals	2002 Year-end Population	Male	Female	White	Black	American Indian	Asian/Pacific Islander	Other Race	Unknown Race	Hispanic	Not Hispanic	Arson	Assault	Burglary	Crime Against Family	Crime Against Justice	Crime Against Government	
Douglas																					
Felony	216	73	68	220	170	50	209	6	3	1	1	0	4	216	1	21	42	1	2	0	
Gross Misd.	227	83	144	167	141	26	158	2	2	0	5	0	2	165	0	5	3	5	8	3	
Misdemeanor	68	33	75	26	23	3	22	3	1	0	0	0	1	25	0	19	0	0	5	4	
Juvenile	87	149	130	106	76	30	100	3	1	1	1	0	2	104	1	14	23	0	5	3	
Total	598	338	417	519	410	109	489	14	7	2	7	0	9	510	2	59	68	6	20	10	
Faribault																					
Felony	80	33	27	85	63	22	80	1	1	1	2	0	12	73	0	5	14	0	0	0	
Gross Misd.	102	48	62	90	70	20	87	0	1	0	2	0	9	81	0	7	1	2	8	2	
Misdemeanor	166	90	148	107	84	23	101	2	1	0	3	0	20	87	0	15	0	0	5	0	
Juvenile	107	89	93	103	83	20	92	2	3	0	6	0	11	92	0	41	15	0	3	1	
Total	455	260	330	385	300	85	360	5	6	1	13	0	52	333	0	68	30	2	16	3	
Fillmore (CCA)																					
Felony	36	27	28	34	32	2	32	0	0	0	2	0	0	34	0	5	6	0	0	0	
Gross Misd.	102	47	47	102	87	15	99	1	0	0	2	0	0	102	0	3	2	0	2	0	
Misdemeanor	120	80	110	91	78	13	83	1	1	0	6	0	0	91	1	15	0	0	1	17	
Juvenile	47	64	60	51	38	13	50	0	0	0	1	0	0	51	0	9	11	0	1	18	
Total	305	218	245	278	235	43	264	2	1	0	11	0	0	278	1	32	19	0	4	35	
Freeborn																					
Felony	160	79	87	151	127	24	141	4	1	2	3	0	17	134	3	16	21	1	1	1	
Gross Misd.	160	112	75	200	169	31	187	7	0	0	6	0	36	164	0	3	2	0	5	3	
Misdemeanor	155	186	138	201	154	47	184	4	1	2	10	0	40	161	1	40	0	0	15	1	
Juvenile	118	151	104	165	115	50	156	2	0	0	7	0	27	138	2	25	7	0	6	0	
Total	593	528	404	717	565	152	668	17	2	4	26	0	120	597	6	84	30	1	27	5	
Goodhue																					
Felony	296	22	37	281	219	62	222	27	10	1	21	0	3	278	5	40	41	1	3	1	
Gross Misd.	335	130	197	270	224	46	234	15	19	0	2	0	6	264	0	20	0	3	15	5	
Misdemeanor	489	353	376	464	361	103	400	26	11	4	23	0	17	447	0	56	0	0	13	68	
Juvenile	150	207	242	115	84	31	106	4	2	2	1	0	4	111	1	20	12	0	7	1	
Total	1270	712	852	1130	888	242	962	72	42	7	47	0	30	1100	6	136	53	4	38	75	
Grant																					
Felony	24	14	13	25	23	2	24	0	0	0	1	0	0	25	0	2	6	0	0	0	
Gross Misd.	21	16	16	22	20	2	17	0	0	0	5	0	0	22	0	1	0	0	0	1	
Misdemeanor	17	27	27	16	13	3	12	0	0	0	4	0	0	16	0	6	0	0	1	1	
Juvenile	15	27	29	13	10	3	11	0	0	0	2	0	0	13	0	2	1	0	0	5	
Total	77	84	85	76	66	10	64	0	0	0	12	0	0	76	0	11	7	0	1	7	
Hennepin (CCA)																					
Felony	9109	4363	3210	10262	8205	2053	4493	5100	376	236	0	57	229	9976	57	1275	482	48	88	13	
Gross Misd.	8651	3598	3419	8830	7107	1720	6682	1607	262	135	0	144	264	8422	0	539	20	129	312	56	
Misdemeanor	9956	7768	7741	9983	7692	2279	6526	2323	245	223	0	666	439	8878	0	2472	0	1	189	248	
Juvenile (persons not cases)	4144	3527	3426	4245	3187	1058	1511	1891	302	386	0	155	299	3946	42	931	297	2	134	44	
Total	31860	19256	17796	33320	26191	7110	19212	10921	1185	980	0	1022	1231	31222	99	5217	799	180	723	361	
Houston																					
Felony	66	26	17	74	60	14	71	2	0	0	1	0	0	74	0	17	14	0	5	1	
Gross Misd.	143	31	60	115	93	22	110	1	0	0	4	0	0	115	0	8	0	0	8	1	
Misdemeanor	455	419	426	448	349	99	398	16	2	1	31	0	3	445	0	30	1	0	31	71	
Juvenile	70	83	90	63	48	15	55	6	0	0	2	0	0	63	1	6	11	0	2	10	
Total	734	559	593	700	550	150	634	25	2	1	38	0	3	697	1	61	26	0	46	83	
Hubbard																					
Felony	97	33	34	94	72	22	83	0	11	0	0	0	0	94	2	16	39	0	0	0	
Gross Misd.	66	48	39	76	64	12	68	1	5	0	2	0	0	76	0	6	4	0	3	1	
Misdemeanor	11	8	9	11	8	3	9	1	1	0	0	0	0	11	0	10	0	0	0	0	
Juvenile	27	26	16	37	31	6	26	1	10	0	0	0	2	35	0	20	13	0	1	0	
Total	201	115	98	218	175	43	186	3	27	0	2	0	2	216	2	52	56	0	4	1	
Isanti																					
Felony	222	102	115	203	163	40	192	1	0	0	10	0	1	202	1	17	18	5	2	0	
Gross Misd.	312	161	157	319	282	37	287	3	2	0	27	0	0	319	0	12	2	4	17	0	
Misdemeanor	703	409	472	642	534	108	354	2	2	0	284	0	3	639	0	67	0	2	40	31	
Juvenile	185	112	145	153	122	31	134	2	2	0	15	0	0	153	4	26	10	0	9	0	
Total	1422	784	889	1317	1101	216	967	8	6	0	336	0	4	1313	5	122	30	11	68	31	

	Criminal Sexual Conduct	Disturbing Peace	Drugs	DWI	Escape/Flight	Forgery	Gambling	Homicide	Juvenile Status Offense	Kidnapping	Obscenity	Property Damage	Robbery	Sex Related	Stolen Property	Theft	Theft Related	Traffic (exclude DWI)	Vehicle Theft	Weapons	Other	Unknown	
Douglas																							
Felony	22	1	43	0	12	21	1	0	0	0	0	7	1	2	10	45	35	4	11	2	0	0	
Gross Misd.	1	3	0	143	1	7	0	0	0	0	1	3	0	0	2	11	7	7	0	1	0	0	
Misdemeanor	0	2	3	4	0	0	0	0	0	0	2	1	0	0	0	2	3	2	0	0	0	0	
Juvenile	8	9	11	0	0	0	0	0	29	0	1	13	0	0	3	28	1	12	4	1	0	0	
Total	31	15	57	147	13	28	1	0	29	0	4	24	1	2	15	86	46	25	15	4	0	0	
Faribault																							
Felony	9	0	31	2	1	2	0	0	0	0	0	1	0	0	3	12	8	1	2	1	0	0	
Gross Misd.	0	1	0	55	1	1	0	0	0	0	0	1	0	2	0	0	6	7	0	1	0	0	
Misdemeanor	1	15	0	48	0	0	0	0	2	0	1	2	0	0	0	3	2	27	0	0	0	0	
Juvenile	2	22	1	1	0	0	0	0	79	0	0	17	0	0	2	25	3	16	4	1	0	1	
Total	12	38	32	106	2	3	0	0	81	0	1	21	0	2	5	40	19	51	6	3	0	1	
Fillmore (CCA)																							
Felony	0	0	10	3	2	2	0	0	1	0	0	3	0	0	0	8	1	0	1	1	0	0	
Gross Misd.	0	0	0	91	0	1	0	0	2	0	0	2	0	0	0	1	1	3	1	0	0	0	
Misdemeanor	0	5	6	62	0	0	0	0	1	0	0	0	0	0	0	4	2	7	0	0	0	0	
Juvenile	0	3	1	3	1	0	0	0	9	0	0	7	0	0	0	14	0	6	7	1	0	0	
Total	0	8	17	159	3	3	0	0	13	0	0	12	0	0	0	27	4	16	9	2	0	0	
Freeborn																							
Felony	8	0	50	3	7	7	0	0	0	0	0	2	0	0	4	23	8	3	5	2	0	0	
Gross Misd.	2	3	0	150	1	1	0	0	1	0	1	1	0	0	2	18	2	24	1	0	0	0	
Misdemeanor	1	15	6	89	0	1	0	0	27	0	0	3	0	0	1	11	0	39	1	1	0	0	
Juvenile	3	70	15	2	0	0	0	0	85	0	0	12	0	0	10	29	0	15	7	0	0	1	
Total	14	88	71	244	8	9	0	0	113	0	1	18	0	0	17	81	10	81	14	3	0	1	
Goodhue																							
Felony	33	3	77	1	5	16	0	1	1	1	0	3	5	0	13	49	12	8	9	9	0	0	
Gross Misd.	3	1	1	172	5	3	0	0	0	0	0	5	0	0	7	19	6	24	1	2	0	0	
Misdemeanor	1	54	8	161	1	1	0	0	0	0	0	8	0	2	2	27	20	125	5	1	0	0	
Juvenile	3	23	14	3	4	0	0	0	48	0	0	8	3	2	5	14	0	10	18	2	0	0	
Total	40	81	100	337	15	20	0	1	49	1	0	24	8	4	27	109	38	167	33	14	0	0	
Grant																							
Felony	3	0	4	0	0	3	0	0	0	0	0	0	0	0	2	7	1	0	1	0	0	0	
Gross Misd.	0	0	0	14	0	0	0	0	0	0	0	1	0	2	0	4	0	1	0	0	0	0	
Misdemeanor	0	0	0	10	0	0	0	0	0	0	0	0	0	0	0	1	0	2	0	0	0	0	
Juvenile	0	0	1	0	0	0	0	0	1	0	0	0	0	0	0	7	0	1	0	0	0	0	
Total	3	0	5	24	0	3	0	0	1	0	0	1	0	2	2	19	1	4	1	0	0	0	
Hennepin (CCA)																							
Felony	590	62	4469	107	552	727	8	45	0	110	24	184	352	47	185	888	921	30	325	140	57	2	
Gross Misd.	23	544	15	7544	16	69	0	0	0	0	16	100	1	158	12	145	204	359	0	53	1	0	
Misdemeanor	0	387	201	5678	1	2	2	0	0	0	24	221	0	152	12	411	102	2206	25	9	121	0	
Juvenile (persons not cases)	232	139	411	0	109	26	0	8	500	15	4	202	186	3	66	202	281	131	192	88	0	0	
Total	845	1132	5096	13329	678	824	10	53	500	125	68	707	539	360	275	1646	1508	2726	542	290	179	2	
Houston																							
Felony	10	1	13	0	8	5	0	0	1	0	0	5	0	0	1	17	3	0	5	0	0	0	
Gross Misd.	0	0	0	103	0	0	0	0	1	0	0	0	0	0	0	3	2	4	0	0	0	0	
Misdemeanor	1	27	12	190	2	0	0	0	8	0	0	1	0	0	0	71	8	123	0	1	0	0	
Juvenile	0	4	9	2	0	0	0	0	20	0	1	8	0	2	0	11	6	7	4	0	0	0	
Total	11	32	34	295	10	5	0	0	30	0	1	14	0	2	1	102	19	134	9	1	0	0	
Hubbard																							
Felony	17	0	13	0	2	1	0	2	0	0	0	2	2	0	1	18	3	1	0	1	0	0	
Gross Misd.	3	0	1	43	2	0	0	0	0	0	0	3	0	0	4	11	5	1	0	1	0	0	
Misdemeanor	0	0	0	0	0	0	0	0	3	0	0	1	0	0	0	1	0	0	0	0	0	0	
Juvenile	1	7	5	2	0	0	0	0	4	0	0	4	1	0	1	11	0	1	2	0	0	1	
Total	21	7	19	45	4	1	0	2	7	0	0	10	3	0	6	41	8	3	2	2	0	1	
Isanti																							
Felony	27	3	48	1	14	23	0	1	0	2	0	6	1	0	8	30	11	6	3	3	0	0	
Gross Misd.	3	4	1	227	2	4	1	0	2	0	0	3	0	1	3	4	12	40	0	1	0	0	
Misdemeanor	0	85	5	170	0	1	0	0	2	0	1	13	0	0	1	45	2	216	0	2	0	0	
Juvenile	12	42	14	1	0	2	0	0	50	0	0	28	0	0	10	32	0	5	7	3	0	0	
Total	42	134	68	399	16	30	1	1	54	2	1	50	1	1	22	111	25	267	10	9	0	0	

	2001 Year-end Population	2002 Entries	2002 Removals	2002 Year-end Population	Male	Female	White	Black	American Indian	Asian/Pacific Islander	Other Race	Unknown Race	Hispanic	Not Hispanic	Arson	Assault	Burglary	Crime Against Family	Crime Against Justice	Crime Against Government	Crime Against	
Itasca																						
Felony	380	121	151	351	294	57	277	2	46	0	26	0	0	351	8	60	55	1	13	1		
Gross Misd.	388	171	236	327	269	58	276	3	45	0	3	0	1	326	0	19	0	1	28	15		
Misdemeanor	108	70	94	79	68	11	64	2	13	0	0	0	0	79	0	36	0	3	25	6		
Juvenile	218	246	240	224	172	52	180	1	33	0	10	0	1	223	5	41	27	1	22	3		
Total	1094	608	721	981	803	178	797	8	137	0	39	0	2	979	13	156	82	6	88	25		
Jackson																						
Felony	28	16	18	27	18	9	21	0	0	4	2	0	1	26	0	6	10	0	0	0		
Gross Misd.	71	40	26	85	73	12	78	1	3	3	0	0	3	82	0	5	0	0	5	1		
Misdemeanor	255	190	177	267	200	67	251	4	0	7	5	0	20	247	0	22	0	0	5	7		
Juvenile	62	58	62	58	42	16	52	1	0	5	0	0	3	55	0	7	6	0	0	0		
Total	416	304	283	437	333	104	402	6	3	19	7	0	27	410	0	40	16	0	10	8		
Kanabec																						
Felony	188	93	95	188	143	45	178	1	7	0	2	0	0	188	1	23	19	0	5	0		
Gross Misd.	245	86	98	235	190	45	230	0	4	0	1	0	1	234	0	9	1	3	7	8		
Misdemeanor	262	123	174	208	169	39	202	0	0	2	4	0	1	207	0	39	0	0	9	17		
Juvenile	120	81	124	76	57	19	76	0	0	0	0	0	0	76	0	17	10	0	2	2		
Total	815	383	491	707	559	148	686	1	11	2	7	0	2	705	1	88	30	3	23	27		
Kandiyohi (CCA)																						
Felony	303	121	114	319	257	62	300	9	3	0	7	0	123	196	1	47	44	5	8	0		
Gross Misd.	298	147	161	292	235	57	282	5	3	0	2	0	77	215	0	10	2	4	20	3		
Misdemeanor	544	483	469	541	430	111	512	9	7	1	12	0	231	310	0	56	0	1	33	65		
Juvenile	216	229	271	174	132	42	169	1	1	0	3	0	64	110	1	31	20	0	4	29		
Total	1361	980	1015	1326	1054	272	1263	24	14	1	24	0	495	831	2	144	66	10	65	97		
Kittson																						
Felony	18	7	10	15	9	6	15	0	0	0	0	0	1	14	0	1	2	1	0	0		
Gross Misd.	4	1	2	3	3	0	3	0	0	0	0	0	1	2	0	0	0	0	0	0		
Misdemeanor	0	0	0	0	0	0	0	0	0	0	0	0	0	0	0	0	0	0	0	0		
Juvenile	3	2	3	2	1	1	1	0	0	0	1	0	0	2	0	0	0	0	0	0		
Total	25	10	15	20	13	7	19	0	0	0	1	0	2	18	0	1	2	1	0	0		
Koochiching (CCA)																						
Felony	162	39	44	158	132	26	129	13	13	2	1	0	3	155	0	8	21	0	3	0		
Gross Misd.	139	37	56	123	101	22	107	1	14	0	1	0	1	122	0	6	0	0	8	2		
Misdemeanor	238	105	182	156	125	31	128	2	17	0	9	0	3	153	0	11	0	0	6	19		
Juvenile	80	44	74	51	40	11	42	0	8	0	1	0	1	50	0	0	3	0	4	0		
Total	619	225	356	488	398	90	406	16	52	2	12	0	8	480	0	25	24	0	21	21		
Lac Qui Parle (CCA)																						
Felony	19	11	15	15	14	1	11	1	0	0	3	0	0	15	0	3	5	0	0	0		
Gross Misd.	9	12	10	11	8	3	11	0	0	0	0	0	0	11	0	0	0	0	0	0		
Misdemeanor	13	27	26	14	14	0	13	0	0	0	1	0	1	13	0	3	0	0	0	1		
Juvenile	20	27	28	19	16	3	16	0	0	0	3	0	0	19	0	2	2	0	1	0		
Total	61	77	79	59	52	7	51	1	0	0	7	0	1	58	0	8	7	0	1	1		
Lake (CCA)																						
Felony	42	21	14	50	39	11	43	0	3	0	4	0	0	50	0	6	8	0	2	0		
Gross Misd.	67	32	49	51	46	5	47	1	0	0	3	0	0	51	0	1	2	0	3	2		
Misdemeanor	91	76	83	82	59	23	66	1	0	0	15	0	0	82	0	5	1	1	5	3		
Juvenile	19	52	36	35	28	7	19	0	1	0	15	0	0	35	0	5	3	0	2	0		
Total	219	181	182	218	172	46	175	2	4	0	37	0	0	218	0	17	14	1	12	5		
Lake Of The Woods																						
Felony	7	5	1	11	8	3	9	0	1	0	1	0	0	11	0	0	2	0	0	0		
Gross Misd.	9	10	6	14	12	2	14	0	0	0	0	0	0	14	0	0	0	0	0	0		
Misdemeanor	10	13	11	11	9	2	10	0	0	0	1	0	0	11	0	2	0	0	0	0		
Juvenile	6	4	5	5	5	0	3	0	0	0	2	0	0	5	0	0	0	0	0	0		
Total	32	32	23	41	34	7	36	0	1	0	4	0	0	41	0	2	2	0	0	0		
LeSueur																						
Felony	90	68	59	99	83	16	94	2	1	0	2	0	7	92	0	11	11	4	0	0		
Gross Misd.	111	92	100	104	83	21	98	2	3	0	1	0	9	95	0	6	1	7	4	0		
Misdemeanor	101	137	118	119	96	23	113	1	4	0	1	0	11	108	0	25	0	0	3	0		
Juvenile	83	104	89	98	70	28	91	2	3	0	2	0	15	83	2	12	11	1	2	0		
Total	385	401	366	420	332	88	396	7	11	0	6	0	42	378	2	54	23	12	9	0		



	Criminal Sexual Conduct	Disturbing Peace	Drugs	DWI	Escape/Flight	Forgery	Gambling	Homicide	Juvenile Status Offense	Kidnapping	Obscenity	Property Damage	Robbery	Sex Related	Stolen Property	Theft	Theft Related	Traffic (exclude DWI)	Vehicle Theft	Weapons	Other	Unknown
Itasca																						
Felony	29	3	68	4	17	21	0	1	0	1	3	18	8	2	6	40	33	6	26	10	0	0
Gross Misd.	4	0	0	205	4	4	0	6	2	0	0	9	0	0	2	8	1	61	0	0	0	0
Misdemeanor	0	12	0	1	0	0	0	0	22	0	0	1	0	0	1	1	0	2	0	1	0	0
Juvenile	23	38	33	0	0	2	0	0	98	0	0	25	0	2	4	43	0	19	12	6	0	0
Total	56	53	101	210	21	27	0	7	122	1	3	53	8	4	13	92	34	88	38	17	0	0
Jackson																						
Felony	0	0	6	0	0	3	0	1	2	0	0	1	0	0	0	2	2	0	0	1	0	0
Gross Misd.	0	5	1	53	1	2	0	0	0	0	0	0	0	0	0	9	2	6	0	0	0	0
Misdemeanor	0	24	2	29	0	1	0	0	3	0	0	7	0	0	0	80	0	119	2	1	0	0
Juvenile	6	7	7	0	0	2	0	0	10	0	0	2	1	0	0	12	0	11	5	1	0	0
Total	6	36	16	82	1	8	0	1	15	0	0	10	1	0	0	103	4	136	7	3	0	0
Kanabec																						
Felony	28	2	46	2	7	1	0	0	0	0	0	6	1	3	9	38	19	4	6	2	0	0
Gross Misd.	2	2	1	181	1	1	0	0	0	0	0	4	0	0	2	7	5	19	0	0	0	0
Misdemeanor	0	8	2	105	1	0	0	0	0	0	1	2	0	0	0	6	6	53	0	1	0	0
Juvenile	5	10	1	1	0	0	0	0	30	0	0	6	0	1	1	16	2	9	13	3	0	0
Total	35	22	50	289	9	2	0	0	30	0	1	18	1	4	12	67	32	85	19	6	0	0
Kandiyohi (CCA)																						
Felony	28	2	110	0	10	10	0	3	2	1	0	6	3	2	11	43	13	1	2	3	0	0
Gross Misd.	4	2	1	188	1	1	0	0	1	0	1	6	0	0	6	22	24	37	3	0	0	0
Misdemeanor	0	24	10	207	1	0	0	0	5	0	0	10	0	0	4	38	6	268	2	0	0	0
Juvenile	11	10	10	1	1	2	0	0	8	1	0	28	0	0	7	39	2	11	10	3	0	0
Total	43	38	131	396	13	13	0	3	16	2	1	50	3	2	28	142	45	317	17	6	0	0
Kittson																						
Felony	3	0	1	0	0	0	0	0	0	0	0	1	0	0	0	2	4	1	2	0	0	0
Gross Misd.	0	0	0	2	0	0	0	0	0	0	0	0	0	0	0	2	0	0	0	0	0	0
Misdemeanor	0	0	0	0	0	0	0	0	0	0	0	0	0	0	0	0	0	0	0	0	0	0
Juvenile	0	0	0	0	0	0	0	0	1	0	0	0	0	0	0	0	1	0	0	0	0	0
Total	3	0	1	2	0	0	0	0	1	0	0	1	0	0	0	4	5	1	2	0	0	0
Koochiching (CCA)																						
Felony	34	0	62	0	4	14	0	0	0	2	0	4	0	0	1	15	5	1	14	0	0	0
Gross Misd.	0	8	0	84	0	6	0	0	0	0	0	3	0	0	0	3	1	14	0	3	0	0
Misdemeanor	1	9	3	94	0	10	0	0	5	0	0	3	0	0	0	5	0	28	0	2	0	0
Juvenile	4	1	5	2	1	0	0	0	27	0	0	9	0	0	0	8	0	12	8	2	0	0
Total	39	18	70	180	5	30	0	0	32	2	0	19	0	0	1	31	6	55	22	7	0	0
Lac Qui Parle (CCA)																						
Felony	0	0	1	0	1	0	0	0	0	0	0	0	0	0	0	5	0	0	1	0	0	0
Gross Misd.	0	0	0	8	0	2	0	0	0	0	0	1	0	0	1	0	0	0	0	0	0	0
Misdemeanor	0	1	1	6	0	0	0	0	0	0	0	0	0	0	1	1	1	0	0	0	0	0
Juvenile	0	1	1	1	0	0	0	0	4	0	0	2	0	0	0	1	0	3	5	1	0	0
Total	0	2	3	15	1	2	0	0	4	0	0	3	0	0	2	7	1	3	6	1	0	0
Lake (CCA)																						
Felony	1	1	16	0	3	3	0	0	0	1	0	1	0	0	3	9	1	0	1	0	0	0
Gross Misd.	0	2	1	35	1	3	0	0	0	0	1	2	0	0	0	0	0	1	0	1	0	0
Misdemeanor	1	1	0	37	0	0	0	0	8	0	0	2	0	0	0	2	0	28	0	0	0	0
Juvenile	1	0	2	0	0	1	0	0	13	0	0	2	0	1	0	7	0	1	1	1	0	0
Total	3	4	19	72	4	7	0	0	21	1	1	7	0	1	3	18	1	30	2	2	0	0
Lake Of The Woods																						
Felony	0	0	3	0	0	1	0	0	0	3	0	0	0	0	1	2	0	1	0	0	0	0
Gross Misd.	0	0	0	13	0	0	0	0	0	0	0	0	0	0	0	0	0	1	0	0	0	0
Misdemeanor	0	1	1	6	0	0	0	0	3	0	0	1	0	0	0	0	1	0	0	1	0	0
Juvenile	0	0	0	0	0	0	0	0	8	0	0	0	0	0	0	1	0	0	0	0	0	0
Total	0	1	4	19	0	1	0	0	11	3	0	1	0	0	1	3	1	2	0	1	0	0
LeSueur																						
Felony	11	3	35	1	4	2	0	1	1	0	0	5	0	0	1	16	5	2	3	1	0	0
Gross Misd.	1	1	0	81	2	0	0	0	0	0	0	2	0	0	0	3	17	8	0	0	0	0
Misdemeanor	0	16	2	55	0	0	0	0	8	0	0	2	0	0	0	6	17	10	9	0	0	0
Juvenile	7	12	9	0	0	0	0	0	34	0	0	22	1	0	1	31	2	10	6	0	0	0
Total	19	32	46	137	6	2	0	1	43	0	0	31	1	0	2	56	41	30	18	1	0	0

	2001 Year-end Population	2002 Entries	2002 Removals	2002 Year-end Population	Male	Female	White	Black	American Indian	Asian/Pacific Islander	Other Race	Unknown Race	Hispanic	Not Hispanic	Arson	Assault	Burglary	Crime Against Family	Crime Against Justice	Crime Against Government	
Lincoln																					
Felony	24	14	8	29	25	4	28	1	0	0	0	0	1	28	0	1	12	0	1	0	
Gross Misd.	7	8	7	9	5	4	9	0	0	0	0	0	0	9	0	0	0	0	0	0	
Misdemeanor	6	12	6	12	10	2	10	1	0	0	1	0	0	12	0	4	0	0	0	0	
Juvenile	7	9	8	8	8	0	6	1	0	0	1	0	1	7	0	0	1	0	2	2	
Total	44	43	29	58	48	10	53	3	0	0	2	0	2	56	0	5	13	0	3	2	
Lyon																					
Felony	259	76	70	262	203	59	235	20	4	2	1	0	36	226	0	34	42	0	5	0	
Gross Misd.	297	137	162	277	233	44	229	24	3	0	21	0	21	256	0	22	3	4	24	9	
Misdemeanor	445	374	373	444	347	97	264	44	2	1	133	0	39	405	0	46	0	0	19	28	
Juvenile	105	148	103	150	110	40	132	9	1	4	4	0	11	139	0	9	17	0	8	72	
Total	1106	735	708	1133	893	240	860	97	10	7	159	0	107	1026	0	111	62	4	56	109	
McLeod																					
Felony	253	145	135	263	206	57	244	14	4	1	0	0	24	239	1	29	31	2	5	1	
Gross Misd.	192	132	192	137	116	21	133	2	2	0	0	0	13	124	3	8	0	2	13	2	
Misdemeanor	111	87	126	67	54	13	66	1	0	0	0	0	10	57	0	18	0	1	6	0	
Juvenile	116	109	140	85	66	19	82	1	1	1	0	0	11	74	2	25	8	0	1	1	
Total	672	473	593	552	442	110	525	18	7	2	0	0	58	494	6	80	39	5	25	4	
Mahnomen																					
Felony	78	50	45	83	62	21	20	0	60	0	3	0	0	83	2	21	11	1	0	0	
Gross Misd.	115	65	44	137	108	29	23	1	83	0	30	0	2	135	0	5	3	0	4	0	
Misdemeanor	6	0	5	0	0	0	0	0	0	0	0	0	0	0	0	0	0	0	0	0	
Juvenile	41	24	28	37	31	6	4	0	29	0	4	0	1	36	2	25	7	0	3	0	
Total	240	139	122	257	201	56	47	1	172	0	37	0	3	254	4	51	21	1	7	0	
Marshall																					
Felony	41	18	20	40	27	13	37	0	3	0	0	0	6	34	2	3	11	1	2	0	
Gross Misd.	9	2	5	5	5	0	5	0	0	0	0	0	1	4	0	0	0	1	2	0	
Misdemeanor	0	1	0	1	1	0	1	0	0	0	0	0	0	1	0	0	0	0	0	0	
Juvenile	21	5	12	14	11	3	12	0	0	0	2	0	0	14	0	5	4	0	1	0	
Total	71	26	37	60	44	16	55	0	3	0	2	0	7	53	2	8	15	2	5	0	
Martin																					
Felony	119	94	95	118	86	32	110	7	0	0	1	0	11	107	0	12	19	2	1	1	
Gross Misd.	130	98	95	138	105	33	125	2	2	1	8	0	6	132	0	9	1	1	9	3	
Misdemeanor	222	145	215	147	116	31	124	4	0	0	19	0	13	134	0	29	0	0	13	9	
Juvenile	135	226	250	111	92	19	95	1	0	0	15	0	4	107	0	22	5	0	3	1	
Total	606	563	655	514	399	115	454	14	2	1	43	0	34	480	0	72	25	3	26	14	
Meeker																					
Felony	106	81	82	105	76	29	100	5	0	0	0	0	5	100	1	16	10	0	1	0	
Gross Misd.	139	113	80	177	141	36	168	2	1	0	6	0	4	173	0	6	2	2	7	5	
Misdemeanor	225	205	203	222	171	51	197	4	1	0	20	0	15	207	0	31	0	0	19	28	
Juvenile	130	102	115	117	87	30	111	1	0	0	5	0	4	113	0	19	14	0	3	27	
Total	600	501	480	621	475	146	576	12	2	0	31	0	28	593	1	72	26	2	30	60	
Mille Lacs																					
Felony	234	104	126	214	164	50	170	1	42	1	0	0	2	212	1	43	15	2	1	0	
Gross Misd.	523	188	246	478	378	100	370	4	102	1	1	0	3	475	0	28	2	0	16	3	
Misdemeanor	563	258	345	462	351	111	384	2	70	4	2	0	3	459	0	78	0	2	22	44	
Juvenile	158	182	185	154	117	37	112	0	41	1	0	0	2	152	3	36	18	0	9	6	
Total	1478	732	902	1308	1010	298	1036	7	255	7	3	0	10	1298	4	185	35	4	48	53	
Morrison (CCA)																					
Felony	268	78	106	245	167	78	229	8	7	1	0	0	4	241	4	20	23	1	4	0	
Gross Misd.	233	128	124	245	217	28	228	5	12	0	0	0	2	243	0	12	1	1	22	6	
Misdemeanor	193	193	156	217	166	51	206	3	6	2	0	0	3	214	0	49	0	0	16	35	
Juvenile	125	198	187	136	92	44	133	3	0	0	0	0	0	136	2	14	17	0	2	14	
Total	819	597	573	843	642	201	796	19	25	3	0	0	9	834	6	95	41	2	44	55	
Mower																					
Felony	220	81	119	183	149	34	156	14	4	4	5	0	18	165	0	30	23	2	4	2	
Gross Misd.	206	160	149	230	190	40	196	9	1	3	21	0	30	200	0	12	1	1	1	0	
Misdemeanor	322	309	326	291	229	62	242	11	1	2	35	0	37	254	0	79	0	0	0	0	
Juvenile	125	121	120	128	95	33	114	4	1	3	6	0	17	111	2	23	9	0	0	0	
Total	873	671	714	832	663	169	708	38	7	12	67	0	102	730	2	144	33	3	5	2	

	Criminal Sexual Conduct	Disturbing Peace	Drugs	DWI	Escape/Flight	Forgery	Gambling	Homicide	Juvenile Status Offense	Kidnapping	Property Damage Obscenity	Robbery	Sex Related	Stolen Property	Theft	Theft Related	Traffic (exclude DWI)	Vehicle Theft	Weapons	Other	Unknown
Lincoln																					
Felony	4	0	5	0	3	0	0	0	0	0	0	0	0	0	5	4	0	2	0	0	0
Gross Misd.	0	0	1	8	0	1	0	0	0	0	1	0	0	0	2	0	0	0	0	0	0
Misdemeanor	0	1	1	6	0	0	0	0	0	0	0	0	0	0	0	0	2	0	0	0	0
Juvenile	0	0	0	0	0	0	0	0	0	0	6	0	0	0	0	3	1	0	0	0	0
Total	4	1	7	14	3	1	0	0	0	0	7	0	0	0	7	4	5	3	0	0	0
Lyon																					
Felony	37	0	61	2	10	38	0	0	0	1	0	4	1	0	8	33	34	5	5	0	0
Gross Misd.	1	4	6	191	2	2	2	0	1	0	1	7	0	0	6	12	19	8	1	2	0
Misdemeanor	0	32	11	175	0	0	1	0	26	0	2	8	0	0	1	23	10	187	1	0	0
Juvenile	8	17	5	2	0	2	0	0	17	0	0	14	0	0	2	26	2	17	11	1	0
Total	46	53	83	370	12	42	3	0	44	1	3	33	1	0	17	94	65	217	18	3	0
McLeod																					
Felony	30	1	75	4	7	19	1	3	0	2	0	6	1	0	5	43	47	2	10	3	0
Gross Misd.	1	2	0	108	0	1	0	0	0	0	0	2	0	0	0	4	7	3	0	2	0
Misdemeanor	0	7	1	23	0	0	0	0	2	0	0	2	0	1	0	10	9	6	0	0	0
Juvenile	7	14	5	2	0	3	0	0	16	0	0	13	0	0	3	11	0	2	6	1	0
Total	38	24	81	137	7	23	1	3	18	2	0	23	1	1	8	68	63	13	16	6	0
Mahnomens																					
Felony	2	0	7	0	5	3	0	1	1	1	0	3	1	0	0	12	6	3	11	3	0
Gross Misd.	2	1	0	141	1	1	0	0	1	0	0	0	0	0	0	1	1	2	0	0	0
Misdemeanor	0	1	0	0	0	0	0	0	1	0	0	0	0	0	0	0	0	0	0	0	0
Juvenile	3	5	1	1	0	0	0	0	8	0	0	15	0	1	1	4	0	1	7	1	0
Total	7	7	8	142	6	4	0	1	11	1	0	18	1	1	1	17	7	6	18	4	0
Marshall																					
Felony	7	0	5	0	0	5	0	0	0	1	0	3	0	0	2	6	1	0	1	1	0
Gross Misd.	0	0	0	3	0	0	0	0	0	0	1	0	0	0	0	2	1	0	0	0	0
Misdemeanor	0	0	0	0	0	0	0	0	0	0	0	0	0	0	0	0	1	0	0	0	0
Juvenile	3	2	0	1	0	0	0	0	8	0	0	5	0	0	0	4	0	0	1	0	0
Total	10	2	5	4	0	5	0	0	8	1	1	8	0	0	2	12	2	1	2	1	0
Martin																					
Felony	23	0	34	0	2	6	0	0	1	1	0	5	0	0	1	6	13	3	1	0	0
Gross Misd.	2	0	0	92	1	6	0	0	0	0	0	5	0	0	1	6	11	3	0	1	0
Misdemeanor	0	15	2	70	0	1	0	0	16	0	0	5	0	0	1	6	22	70	3	1	0
Juvenile	4	17	2	3	2	1	0	0	50	0	0	13	0	0	0	14	3	10	5	0	2
Total	29	32	38	165	5	14	0	0	67	1	0	28	0	0	3	32	49	86	9	2	2
Meeker																					
Felony	9	1	34	0	6	6	0	0	0	1	0	4	1	2	6	8	11	1	4	1	0
Gross Misd.	1	5	0	104	0	1	0	0	0	0	0	1	0	1	2	11	4	38	0	0	0
Misdemeanor	0	36	5	52	0	1	0	0	0	0	0	3	0	0	0	12	1	86	0	2	0
Juvenile	1	9	5	1	0	0	0	0	17	0	0	11	0	1	8	36	1	18	5	2	0
Total	11	51	44	157	6	8	0	0	17	1	0	19	1	4	16	67	17	143	9	5	0
Mille Lacs																					
Felony	20	4	63	6	10	9	0	0	0	0	0	4	0	0	9	25	18	4	6	5	0
Gross Misd.	2	4	0	412	3	3	0	0	0	0	1	4	0	1	2	8	6	54	0	1	0
Misdemeanor	0	20	5	277	0	0	0	0	2	0	1	3	0	1	2	10	3	71	0	0	0
Juvenile	6	12	0	0	1	0	0	0	59	0	0	27	1	1	3	19	4	19	12	6	0
Total	28	40	68	695	14	12	0	0	61	0	2	38	1	3	16	62	31	148	18	12	0
Morrison (CCA)																					
Felony	22	0	71	1	7	13	0	8	0	1	0	5	0	1	3	34	47	5	7	3	0
Gross Misd.	4	0	0	167	6	6	0	0	0	0	0	4	0	1	0	15	5	27	1	0	0
Misdemeanor	1	30	1	63	0	0	0	0	0	0	0	6	0	1	0	18	0	40	1	1	0
Juvenile	6	5	14	0	0	0	0	0	37	0	0	6	3	0	3	27	0	11	4	1	0
Total	33	35	86	231	13	19	0	8	37	1	0	21	3	3	6	94	52	83	13	5	0
Mower																					
Felony	0	2	73	1	7	14	0	2	2	0	0	6	0	0	11	27	10	3	4	1	0
Gross Misd.	1	0	0	188	0	4	0	0	13	0	0	3	0	0	0	8	3	14	0	0	0
Misdemeanor	0	6	6	122	0	2	0	0	94	0	0	7	0	0	0	9	1	75	0	0	0
Juvenile	3	0	18	6	1	2	0	1	64	1	0	12	0	0	5	26	2	14	6	2	7
Total	4	8	97	317	8	22	0	3	173	1	0	28	0	0	16	70	16	106	10	3	7

	2001 Year-end Population	2002 Entries	2002 Removals	2002 Year-end Population	Male	Female	White	Black	American Indian	Asian/Pacific Islander	Other Race	Unknown Race	Hispanic	Not Hispanic	Arson	Assault	Burglary	Crime Against Family	Crime Against Justice	Crime Against Government	
Murray																					
Felony	19	14	10	23	17	6	17	1	2	1	2	0	1	22	0	3	5	0	1	0	
Gross Misd.	29	25	17	37	28	9	36	1	0	0	0	0	4	33	0	1	0	0	1	0	
Misdemeanor	24	16	23	17	12	5	16	1	0	0	0	0	1	16	0	1	0	0	1	0	
Juvenile	22	16	18	20	17	3	18	2	0	0	0	0	1	19	0	3	3	0	1	0	
Total	94	71	68	97	74	23	87	5	2	1	2	0	7	90	0	8	8	0	4	0	
Nicollet																					
Felony	209	123	100	232	180	52	215	8	0	0	9	0	24	208	2	29	22	2	3	2	
Gross Misd.	225	161	131	260	215	45	247	10	1	1	1	0	19	241	0	5	1	2	14	4	
Misdemeanor	297	237	233	296	238	58	276	10	1	5	4	0	28	268	0	17	0	0	18	9	
Juvenile	87	103	114	76	52	24	69	2	1	1	3	0	8	68	1	14	3	0	2	0	
Total	818	624	578	864	685	179	807	30	3	7	17	0	79	785	3	65	26	4	37	15	
Nobles (CCA)																					
Felony	148	45	63	132	102	30	111	7	2	12	0	0	40	92	0	20	12	0	8	0	
Gross Misd.	182	65	84	169	144	25	153	5	5	6	0	0	64	105	0	4	1	1	7	4	
Misdemeanor	372	244	280	328	257	71	297	13	3	15	0	0	140	188	2	22	0	0	20	13	
Juvenile	105	69	86	88	64	24	74	1	0	13	0	0	32	56	1	23	12	0	7	0	
Total	807	423	513	717	567	150	635	26	10	46	0	0	276	441	3	69	25	1	42	17	
Norman (CCA)																					
Felony	52	20	11	63	52	11	58	0	4	0	1	0	9	54	0	7	15	0	0	0	
Gross Misd.	40	25	12	52	43	9	47	0	5	0	0	0	3	49	0	2	0	0	0	3	
Misdemeanor	22	20	21	20	15	5	19	0	1	0	0	0	2	18	0	8	0	0	0	1	
Juvenile	17	16	19	14	10	4	14	0	0	0	0	0	2	12	0	1	2	0	0	0	
Total	131	81	63	149	120	29	138	0	10	0	1	0	16	133	0	18	17	0	0	4	
Olmsted (CCA)																					
Felony	748	285	310	740	583	157	565	109	4	34	28	0	36	704	2	86	88	3	17	3	
Gross Misd.	575	353	326	618	505	113	514	55	1	15	33	0	43	575	0	41	2	3	47	3	
Misdemeanor	559	561	615	474	363	111	380	48	3	16	27	0	26	448	0	131	0	0	29	6	
Juvenile	339	324	326	335	252	83	225	59	0	31	20	0	17	318	11	132	43	1	22	16	
Total	2221	1523	1577	2167	1703	464	1684	271	8	96	108	0	122	2045	13	390	133	7	115	28	
Otter Tail																					
Felony	435	130	151	414	307	107	378	17	12	0	7	0	11	403	2	34	68	5	4	3	
Gross Misd.	139	90	92	141	113	28	121	8	4	0	8	0	3	138	1	14	0	2	14	2	
Misdemeanor	90	135	115	105	77	28	90	6	2	0	7	0	6	99	0	47	0	1	5	4	
Juvenile	185	263	258	191	151	40	175	3	6	2	5	0	9	182	0	34	15	0	5	40	
Total	849	618	616	851	648	203	764	34	24	2	27	0	29	822	3	129	83	8	28	49	
Pennington																					
Felony	92	67	62	99	78	21	85	3	9	0	2	0	2	97	2	16	12	0	0	0	
Gross Misd.	32	34	22	42	34	8	35	1	4	0	2	0	1	41	0	2	0	0	2	0	
Misdemeanor	2	2	3	1	1	0	1	0	0	0	0	0	0	1	0	0	0	0	0	0	
Juvenile	41	40	40	41	36	5	39	0	2	0	0	0	2	39	0	7	8	0	1	0	
Total	167	143	127	183	149	34	160	4	15	0	4	0	5	178	2	25	20	0	3	0	
Pine																					
Felony	202	89	74	215	176	39	196	10	8	0	1	0	2	213	6	25	33	1	0	1	
Gross Misd.	307	145	112	350	293	57	257	2	31	0	60	0	2	348	0	9	2	2	9	2	
Misdemeanor	581	417	378	612	482	130	257	3	32	2	318	0	1	611	0	51	0	0	23	29	
Juvenile	198	153	202	149	116	33	119	1	22	0	7	0	1	148	2	45	25	1	6	2	
Total	1288	804	766	1326	1067	259	829	16	93	2	386	0	6	1320	8	130	60	4	38	34	
Pipestone																					
Felony	75	35	38	74	61	13	64	3	5	0	2	0	5	69	0	6	10	0	0	0	
Gross Misd.	63	35	44	55	50	5	37	6	10	1	1	0	5	50	0	2	2	1	3	2	
Misdemeanor	34	16	20	27	21	6	16	3	7	0	1	0	2	25	0	11	0	0	0	3	
Juvenile	26	23	31	18	14	4	12	1	2	0	3	0	0	18	0	4	4	0	0	0	
Total	198	109	133	174	146	28	129	13	24	1	7	0	12	162	0	23	16	1	3	5	
Polk (CCA)																					
Felony	424	107	138	407	306	101	382	5	19	1	0	0	89	318	2	39	58	4	6	1	
Gross Misd.	479	142	169	441	366	75	418	2	19	1	1	0	37	404	0	24	1	7	28	7	
Misdemeanor	26	189	85	127	102	25	120	0	5	0	2	0	16	111	0	22	0	1	3	40	
Juvenile	83	136	129	90	66	24	85	0	5	0	0	0	19	71	0	17	17	1	3	0	
Total	1012	574	521	1065	840	225	1005	7	48	2	3	0	161	904	2	102	76	13	40	48	

	Criminal Sexual Conduct	Disturbing Peace	Drugs	DWI	Escape/Flight	Forgery	Gambling	Homicide	Juvenile Status Offense	Kidnapping	Obscenity	Property Damage	Robbery	Sex Related	Stolen Property	Theft	Theft Related	Traffic (exclude DWI)	Vehicle Theft	Weapons	Other	Unknown	
Murray																							
Felony	2	0	8	0	0	1	0	0	0	0	0	1	0	0	0	1	2	0	0	0	0	0	0
Gross Misd.	0	0	0	23	0	1	0	0	0	0	0	2	0	0	2	5	2	2	0	0	0	0	0
Misdemeanor	0	4	0	4	0	0	0	0	1	0	0	0	0	0	1	1	1	8	0	0	0	0	0
Juvenile	0	2	1	0	0	0	0	0	8	0	0	4	0	0	0	10	0	0	0	0	0	0	0
Total	2	6	9	27	0	2	0	0	9	0	0	7	0	0	3	17	5	10	0	0	0	0	0
Nicollet																							
Felony	40	1	54	4	2	9	0	4	1	0	0	6	4	0	2	43	19	4	1	4	0	0	0
Gross Misd.	0	1	1	211	1	7	0	0	2	0	0	3	0	0	0	1	7	15	0	0	0	0	0
Misdemeanor	0	12	3	239	0	0	0	0	5	0	0	2	0	1	0	6	6	14	0	0	0	0	0
Juvenile	3	11	7	5	0	3	0	0	43	0	0	15	1	0	2	19	0	1	3	1	0	0	0
Total	43	25	65	459	3	19	0	4	51	0	0	26	5	1	4	69	32	34	4	5	0	0	0
Nobles (CCA)																							
Felony	11	2	28	1	5	11	1	0	0	0	0	4	0	0	3	22	14	3	0	1	0	0	0
Gross Misd.	0	9	0	114	1	6	0	0	0	0	0	3	0	0	1	5	2	18	1	1	0	0	0
Misdemeanor	0	41	2	90	0	0	0	0	5	0	2	6	0	0	1	38	19	112	1	0	0	0	0
Juvenile	2	31	5	1	1	0	0	0	26	0	0	2	1	0	4	11	3	14	0	4	0	0	0
Total	13	83	35	206	7	17	1	0	31	0	2	15	1	0	9	76	38	147	2	6	0	0	0
Norman (CCA)																							
Felony	10	0	11	2	0	1	0	0	0	0	0	10	0	0	1	8	10	0	2	1	0	0	0
Gross Misd.	0	2	0	51	0	0	0	0	0	0	0	2	0	0	0	3	2	4	0	1	0	0	0
Misdemeanor	0	12	0	0	0	0	0	0	0	0	0	0	0	0	0	1	1	3	0	0	0	0	0
Juvenile	0	0	0	0	0	0	0	0	3	0	0	1	0	0	0	7	0	2	0	0	0	0	0
Total	10	14	11	53	0	1	0	0	3	0	0	13	0	0	1	19	13	9	2	2	0	0	0
Olmsted (CCA)																							
Felony	143	4	178	19	27	39	0	4	5	0	0	31	16	3	28	143	31	1	12	7	0	0	0
Gross Misd.	6	12	2	437	1	6	0	0	4	0	2	6	0	1	5	30	9	123	1	2	0	0	0
Misdemeanor	1	71	15	278	0	0	0	0	42	0	7	9	0	0	2	20	3	63	5	3	0	0	0
Juvenile	46	66	14	2	5	5	0	2	108	2	0	45	8	0	18	83	4	6	29	6	0	0	0
Total	196	153	209	736	33	50	0	6	159	2	9	91	24	4	53	276	47	193	47	18	0	0	0
Otter Tail																							
Felony	45	3	80	2	19	27	1	2	4	2	0	7	2	0	14	110	43	4	26	5	0	0	0
Gross Misd.	4	2	0	84	1	2	0	0	0	0	0	1	0	0	1	16	2	5	1	0	0	0	0
Misdemeanor	0	14	4	24	0	0	0	0	9	0	0	3	0	0	0	12	1	26	0	1	0	0	0
Juvenile	9	21	30	0	3	3	0	0	43	0	1	18	1	0	5	45	0	20	14	3	0	0	1
Total	58	40	114	110	23	32	1	2	56	2	1	29	3	0	20	183	46	55	41	9	0	0	1
Pennington																							
Felony	9	4	16	2	1	4	0	1	0	0	0	7	0	0	3	12	14	1	4	0	0	0	0
Gross Misd.	0	0	0	36	0	1	0	0	0	0	0	1	0	0	0	2	3	0	0	0	0	0	0
Misdemeanor	0	0	0	1	0	0	0	0	0	0	0	0	0	0	0	0	3	1	0	0	0	0	0
Juvenile	3	8	0	2	0	3	0	0	15	0	0	5	0	0	1	4	1	3	4	1	0	0	0
Total	12	12	16	41	1	8	0	1	15	0	0	13	0	0	4	18	21	5	8	1	0	0	0
Pine																							
Felony	9	1	65	2	6	11	1	0	1	0	0	8	2	2	9	38	10	6	10	0	0	0	0
Gross Misd.	0	6	0	289	5	4	0	2	2	0	0	2	0	0	1	7	2	34	0	3	0	0	0
Misdemeanor	0	66	10	193	0	1	0	0	8	0	0	9	0	0	1	15	29	296	3	3	0	0	0
Juvenile	13	20	15	8	1	5	0	0	62	0	1	19	4	0	8	36	2	15	20	4	0	0	0
Total	22	93	90	492	12	21	1	2	73	0	1	38	6	2	19	96	43	351	33	10	0	0	0
Pipestone																							
Felony	13	0	23	1	0	3	0	0	0	0	0	3	1	0	4	13	1	0	0	1	0	0	0
Gross Misd.	0	0	0	33	2	0	0	0	1	0	0	2	0	0	0	0	1	11	0	0	0	0	0
Misdemeanor	0	4	0	10	0	0	0	0	5	0	0	0	0	0	0	1	1	7	0	0	0	0	0
Juvenile	0	1	4	0	0	0	0	1	3	0	0	3	0	0	0	8	0	3	2	0	0	0	0
Total	13	5	27	44	2	3	0	1	9	0	0	8	1	0	4	22	3	21	2	1	0	0	0
Polk (CCA)																							
Felony	42	6	127	3	18	12	0	0	0	1	0	8	2	1	5	59	61	1	10	0	0	0	0
Gross Misd.	1	11	0	370	4	5	0	0	0	0	0	10	0	3	0	4	20	43	0	1	0	0	0
Misdemeanor	0	7	4	48	0	0	0	0	0	0	0	0	0	0	0	0	0	16	0	0	0	0	0
Juvenile	4	8	7	0	1	2	0	0	53	0	0	7	0	0	0	18	0	2	13	1	0	0	0
Total	47	32	138	421	23	19	0	0	53	1	0	25	2	4	5	81	81	62	23	2	0	0	0

	2001 Year-end Population	2002 Entries	2002 Removals	2002 Year-end Population	Male	Female	White	Black	American Indian	Asian/Pacific Islander	Other Race	Unknown Race	Hispanic	Not Hispanic	Arson	Assault	Burglary	Crime Against Family	Crime Against Justice	Crime Against Government	Crime Against	
Pope																						
Felony	38	19	18	39	31	8	38	0	1	0	0	0	0	39	0	2	5	0	0	0	0	
Gross Misd.	48	43	30	64	46	18	63	0	0	0	1	0	0	64	0	2	0	0	0	0	0	
Misdemeanor	77	82	81	75	62	13	71	1	1	1	1	0	2	73	0	7	0	0	2	6	6	
Juvenile	35	34	43	26	23	3	24	2	0	0	0	0	2	24	0	6	10	0	0	0	6	
Total	198	178	172	204	162	42	196	3	2	1	2	0	4	200	0	17	15	0	2	12	12	
Ramsey (CCA)																						
Felony	5793	1334	1434	5786	4198	1588	2815	2410	62	222	277	0	376	5410	20	469	246	28	56	1	1	
Gross Misd.	2967	1283	1302	3001	2445	556	2049	526	35	60	331	0	222	2779	0	145	5	47	193	31	31	
Misdemeanor	6399	5355	4929	6679	4942	1737	4502	1238	82	313	544	0	614	6065	2	592	0	0	337	962	962	
Juvenile	1750	2112	2212	1650	1166	484	682	596	66	267	39	0	120	1530	26	405	209	4	1766	21	21	
Total	16909	10084	9877	17116	12751	4365	10048	4770	245	862	1191	0	1332	15784	48	1611	460	79	2352	1015	1015	
Red Lake (CCA)																						
Felony	24	10	8	27	23	4	26	0	1	0	0	0	0	27	0	2	4	1	2	0	0	
Gross Misd.	12	12	6	17	12	5	17	0	0	0	0	0	1	16	0	1	0	2	3	1	1	
Misdemeanor	2	14	9	7	6	1	7	0	0	0	0	0	0	7	0	2	0	0	0	5	5	
Juvenile	11	13	18	6	4	2	5	0	1	0	0	0	0	6	0	0	3	0	0	0	0	
Total	49	49	41	57	45	12	55	0	2	0	0	0	1	56	0	5	7	3	5	6	6	
Redwood																						
Felony	99	73	72	105	83	22	68	6	27	0	4	0	6	99	2	24	20	0	4	0	0	
Gross Misd.	81	67	64	85	61	24	60	3	19	1	2	0	4	81	0	7	0	1	5	1	1	
Misdemeanor	112	100	95	111	91	20	89	1	18	1	2	0	7	104	0	32	0	0	14	1	1	
Juvenile	78	85	82	81	51	30	52	1	26	0	2	0	2	79	2	18	7	0	4	2	2	
Total	370	325	313	382	286	96	269	11	90	2	10	0	19	363	4	81	27	1	27	4	4	
Renville																						
Felony	86	48	31	104	81	23	98	2	1	0	3	0	15	89	2	15	17	1	2	0	0	
Gross Misd.	34	68	52	50	47	3	50	0	0	0	0	0	5	45	0	0	1	2	1	0	0	
Misdemeanor	53	51	58	45	38	7	44	0	1	0	0	0	7	38	0	4	1	0	1	0	0	
Juvenile	17	14	18	13	11	2	13	0	0	0	0	0	1	12	0	1	4	0	0	0	0	
Total	190	181	159	212	177	35	205	2	2	0	3	0	28	184	2	20	23	3	4	0	0	
Rice (CCA)																						
Felony	367	126	119	377	308	69	323	14	5	6	29	0	35	342	7	60	58	1	18	0	0	
Gross Misd.	357	150	201	312	264	48	285	4	0	0	23	0	49	263	0	18	2	2	10	2	2	
Misdemeanor	295	211	229	268	229	39	225	3	0	0	40	0	52	216	1	40	0	0	19	11	11	
Juvenile	212	159	145	226	175	51	208	5	0	7	6	0	27	199	5	33	11	0	7	72	72	
Total	1231	646	694	1183	976	207	1041	26	5	13	98	0	163	1020	13	151	71	3	54	85	85	
Rock (CCA)																						
Felony	45	5	17	34	23	11	31	2	1	0	0	0	1	33	0	1	5	1	0	0	0	
Gross Misd.	38	19	12	43	34	9	37	3	2	0	1	0	3	40	0	1	0	1	1	1	1	
Misdemeanor	83	49	62	71	54	17	64	3	3	1	0	0	4	67	0	10	0	0	3	6	6	
Juvenile	23	18	16	25	16	9	25	0	0	0	0	0	0	25	0	1	0	0	0	0	0	
Total	189	91	107	173	127	46	157	8	6	1	1	0	8	165	0	13	5	2	4	7	7	
Roseau																						
Felony	87	54	43	98	79	19	81	3	12	1	1	0	2	96	2	15	18	3	2	0	0	
Gross Misd.	30	22	18	34	26	8	24	0	6	0	4	0	0	34	1	3	1	0	1	0	0	
Misdemeanor	9	7	9	7	7	0	6	0	0	0	1	0	0	7	0	4	0	0	1	0	0	
Juvenile	56	23	38	41	31	10	34	0	4	1	2	0	0	41	1	6	1	0	0	0	0	
Total	182	106	108	180	143	37	145	3	22	2	8	0	2	178	4	28	20	3	4	0	0	
St. Louis (CCA)																						
Felony	1626	495	584	1593	1261	332	1264	169	144	8	8	0	21	1572	9	241	171	9	23	2	2	
Gross Misd.	1460	608	753	1343	1083	260	1144	54	104	2	39	0	8	1335	1	93	7	16	108	2	2	
Misdemeanor	1987	1597	1666	1833	1390	443	1497	70	122	9	135	0	9	1824	2	253	0	2	57	45	45	
Juvenile	785	1037	1057	766	545	221	458	29	113	1	165	0	7	759	9	147	90	3	49	0	0	
Total	5858	3737	4060	5535	4279	1256	4363	322	483	20	347	0	45	5490	21	734	268	30	237	49	49	
Scott																						
Felony	459	227	215	472	380	92	393	42	19	12	6	0	13	459	4	66	32	2	9	2	2	
Gross Misd.	709	373	392	704	572	132	589	27	35	7	46	0	40	664	0	50	5	4	64	7	7	
Misdemeanor	933	729	680	965	785	180	777	57	26	28	77	0	95	870	0	184	0	1	55	4	4	
Juvenile	217	556	499	276	204	72	233	17	15	4	7	0	14	262	3	63	15	0	11	0	0	
Total	2318	1885	1786	2417	1941	476	1992	143	95	51	136	0	162	2255	7	363	52	7	139	13	13	

	Criminal Sexual Conduct	Disturbing Peace	Drugs	DWI	Escape/Flight	Forgery	Gambling	Homicide	Juvenile Status Offense	Kidnapping	Obscenity	Property Damage	Robbery	Sex Related	Stolen Property	Theft	Theft Related	Traffic (exclude DWI)	Vehicle Theft	Weapons	Other	Unknown	
Pope																							
Felony	4	2	15	0	2	4	0	0	0	0	0	1	0	0	1	8	2	0	0	1	0	0	
Gross Misd.	2	1	0	54	0	0	0	0	0	0	0	0	0	0	0	2	0	5	0	0	0	0	
Misdemeanor	0	7	2	50	0	0	0	0	0	0	0	1	0	0	0	1	0	3	0	0	0	0	
Juvenile	1	1	2	1	0	0	0	0	0	0	0	3	0	0	1	4	0	0	2	1	0	3	
Total	7	11	19	105	2	4	0	0	0	0	0	5	0	0	2	15	2	8	2	2	0	3	
Ramsey (CCA)																							
Felony	387	67	2211	16	130	541	1	21	70	14	0	164	146	33	101	702	637	26	298	93	0	0	
Gross Misd.	21	25	0	2358	19	71	0	0	17	0	0	47	0	63	18	122	5	130	0	51	0	0	
Misdemeanor	0	770	43	2089	0	9	2	0	200	1	0	119	0	176	23	626	7	1592	10	21	0	0	
Juvenile	101	194	109	1	19	3	0	3	560	3	0	183	49	13	31	292	5	24	293	84	0	2	
Total	509	1056	2363	4464	168	624	3	24	847	18	0	513	195	285	173	1742	654	1772	601	249	0	2	
Red Lake (CCA)																							
Felony	3	0	16	0	0	1	0	0	0	0	0	1	0	0	1	1	1	0	1	0	0	0	
Gross Misd.	0	1	0	14	0	1	0	0	0	0	0	1	0	0	0	0	0	0	0	0	0	0	
Misdemeanor	0	0	0	0	0	0	0	0	1	0	0	0	0	0	0	0	0	0	0	0	0	0	
Juvenile	0	0	0	0	0	0	0	0	1	0	0	2	0	0	0	1	0	0	2	0	0	0	
Total	3	1	16	14	0	2	0	0	2	0	0	4	0	0	1	2	1	0	3	0	0	0	
Redwood																							
Felony	12	2	19	1	9	6	0	1	0	2	0	2	0	0	2	8	4	2	3	3	0	0	
Gross Misd.	0	1	1	60	2	0	0	0	4	0	0	2	0	0	0	7	10	2	0	0	0	0	
Misdemeanor	0	15	1	55	0	0	0	0	8	0	0	2	0	0	0	7	3	17	1	1	0	0	
Juvenile	8	17	5	5	3	3	0	0	38	0	0	11	0	1	1	17	1	4	14	2	0	0	
Total	20	35	26	121	14	9	0	1	50	2	0	17	0	1	3	39	18	25	18	6	0	0	
Renville																							
Felony	12	1	26	0	7	5	0	1	0	0	0	5	1	0	1	10	4	0	5	1	0	0	
Gross Misd.	3	2	0	43	1	0	0	0	0	0	1	1	0	0	3	1	1	0	0	0	0	0	
Misdemeanor	0	2	0	39	0	0	0	0	0	0	0	1	0	0	0	0	0	1	0	0	0	0	
Juvenile	0	1	0	0	0	0	0	0	1	0	0	4	0	0	0	2	0	0	2	0	0	0	
Total	15	6	26	82	8	5	0	1	1	0	1	11	1	0	4	13	5	1	7	1	0	0	
Rice (CCA)																							
Felony	37	0	86	1	17	22	0	1	0	1	0	13	4	0	15	51	19	2	17	5	0	0	
Gross Misd.	1	2	0	271	4	4	0	0	0	0	0	1	0	0	2	15	1	27	1	2	0	0	
Misdemeanor	0	46	2	120	0	1	0	0	2	0	0	18	0	2	0	21	0	52	2	0	0	0	
Juvenile	6	13	34	9	2	3	0	0	3	0	0	45	1	0	2	50	4	29	17	4	0	0	
Total	44	61	122	401	23	30	0	1	5	1	0	77	5	2	19	137	24	110	37	11	0	0	
Rock (CCA)																							
Felony	3	0	8	2	0	2	0	1	0	0	0	1	2	0	2	5	5	0	0	0	0	0	
Gross Misd.	0	0	1	31	0	0	0	0	0	0	0	0	0	0	0	5	2	1	0	1	0	0	
Misdemeanor	0	2	1	21	0	0	0	0	5	0	0	4	0	0	1	6	4	24	0	1	0	0	
Juvenile	1	1	0	0	0	0	0	0	10	0	0	1	0	0	1	9	1	3	2	0	0	0	
Total	4	3	10	54	0	2	0	1	15	0	0	6	2	0	4	25	12	28	2	2	0	0	
Roseau																							
Felony	12	1	19	1	2	12	0	0	0	0	1	9	0	0	1	8	13	1	2	1	0	0	
Gross Misd.	0	0	0	28	0	0	0	0	0	0	0	1	0	0	1	6	1	0	0	0	0	0	
Misdemeanor	0	0	0	2	0	0	0	0	0	0	0	1	0	0	0	0	0	1	0	0	0	0	
Juvenile	6	1	1	0	0	0	0	0	47	0	0	1	0	0	0	6	1	0	1	0	0	0	
Total	18	2	20	31	2	12	0	0	47	0	1	12	0	0	2	20	15	2	3	1	0	0	
St. Louis (CCA)																							
Felony	163	33	488	7	78	111	4	3	0	5	2	51	25	3	22	138	132	51	59	18	0	0	
Gross Misd.	14	38	2	1053	8	10	0	0	0	0	2	18	0	6	3	27	20	114	1	8	0	0	
Misdemeanor	3	236	14	1036	1	3	0	0	137	0	0	32	0	2	4	66	32	306	5	3	0	0	
Juvenile	60	80	35	1	7	9	0	2	317	1	0	82	12	0	14	85	64	63	86	18	0	3	
Total	240	387	539	2097	94	133	4	5	454	6	4	183	37	11	43	316	248	534	151	47	0	3	
Scott																							
Felony	38	4	148	7	21	22	0	1	1	2	0	17	4	0	15	72	35	14	11	7	0	0	
Gross Misd.	5	3	2	31	9	7	1	0	0	0	1	13	0	0	3	24	18	532	1	1	0	0	
Misdemeanor	0	97	21	11	0	4	1	0	67	0	2	9	0	0	0	35	30	690	1	1	0	0	
Juvenile	6	56	19	1	1	1	0	0	104	0	0	25	0	1	2	48	2	23	22	4	0	0	
Total	49	160	190	50	31	34	2	1	172	2	3	64	4	1	20	179	85	1259	35	13	0	0	

	2001 Year-end Population	2002 Entries	2002 Removals	2002 Year-end Population	Male	Female	White	Black	American Indian	Asian/Pacific Islander	Other Race	Unknown Race	Hispanic	Not Hispanic	Arson	Assault	Burglary	Crime Against Family	Crime Against Justice	Crime Against Government	Crime Against
Sherburne																					
Felony	372	222	218	376	295	81	355	6	4	3	8	0	2	374	1	51	35	1	8	0	
Gross Misd.	313	346	285	382	308	74	357	7	3	1	14	0	4	378	0	18	0	7	28	7	
Misdemeanor	486	928	628	778	589	189	735	16	4	3	20	0	11	767	0	126	0	3	29	41	
Juvenile	124	370	213	281	214	67	268	1	1	1	10	0	0	281	0	53	24	1	6	5	
Total	1295	1866	1344	1817	1406	411	1715	30	12	8	52	0	17	1800	1	248	59	12	71	53	
Sibley																					
Felony	63	57	44	78	65	13	73	3	1	1	0	0	12	66	1	6	3	0	1	1	
Gross Misd.	96	82	73	104	93	11	100	3	0	0	1	0	15	89	0	4	0	0	2	0	
Misdemeanor	61	55	62	53	46	7	50	0	0	0	3	0	12	41	0	21	0	0	7	1	
Juvenile	76	51	62	65	51	14	62	0	0	0	3	0	9	56	1	22	8	0	1	2	
Total	296	245	241	300	255	45	285	6	1	1	7	0	48	252	2	53	11	0	11	4	
Stearns (CCA)																					
Felony	906	380	354	963	735	228	775	143	12	21	12	0	22	941	8	167	111	6	29	3	
Gross Misd.	728	404	490	654	531	123	575	41	14	8	16	0	26	628	1	52	1	2	67	10	
Misdemeanor	916	1082	1083	870	699	171	733	71	9	10	47	0	51	819	0	221	0	0	64	149	
Juvenile	272	340	337	277	228	49	215	24	0	2	36	0	7	270	5	85	28	0	18	0	
Total	2822	2206	2264	2764	2193	571	2298	279	35	41	111	0	106	2658	14	525	140	8	178	162	
Steele																					
Felony	146	70	77	138	118	20	114	18	1	3	2	0	16	122	0	16	22	0	5	0	
Gross Misd.	219	120	66	277	232	45	249	12	3	0	13	0	39	238	0	11	2	9	17	3	
Misdemeanor	214	195	116	290	241	49	251	16	1	2	20	0	34	256	0	37	0	3	17	15	
Juvenile	82	91	93	80	64	16	67	4	1	4	4	0	16	64	1	18	9	0	0	2	
Total	661	476	352	785	655	130	681	50	6	9	39	0	105	680	1	82	33	12	39	20	
Stevens																					
Felony	36	15	16	35	31	4	30	3	1	1	0	0	0	35	0	5	4	0	0	0	
Gross Misd.	15	23	16	22	18	4	15	0	0	0	7	0	0	22	0	0	1	0	0	2	
Misdemeanor	16	30	26	20	15	5	15	0	0	0	5	0	0	20	0	7	0	0	2	2	
Juvenile	26	33	44	15	14	1	13	0	0	0	2	0	0	15	0	1	8	0	0	3	
Total	93	101	102	92	78	14	73	3	1	1	14	0	0	92	0	13	13	0	2	7	
Swift (CCA)																					
Felony	24	17	15	27	23	4	24	0	0	1	2	0	1	26	0	5	4	0	0	0	
Gross Misd.	18	29	34	13	11	2	13	0	0	0	0	0	2	11	0	1	1	0	3	1	
Misdemeanor	38	79	76	40	35	5	35	1	1	1	2	0	4	36	0	8	0	0	1	2	
Juvenile	34	72	71	35	23	12	35	0	0	0	0	0	3	32	0	10	1	0	0	0	
Total	114	197	196	115	92	23	107	1	1	2	4	0	10	105	0	24	6	0	4	3	
Todd (CCA)																					
Felony	148	53	61	139	116	23	118	2	4	1	14	0	4	135	2	9	19	1	3	0	
Gross Misd.	115	56	55	116	99	17	108	0	0	0	8	0	5	111	0	5	1	0	9	1	
Misdemeanor	46	22	35	33	27	6	27	2	1	0	3	0	3	30	0	18	0	0	8	6	
Juvenile	69	39	62	47	42	5	47	0	0	0	0	0	2	45	0	10	21	0	0	0	
Total	378	170	213	335	284	51	300	4	5	1	25	0	14	321	2	42	41	1	20	7	
Traverse																					
Felony	11	5	7	9	7	2	6	0	2	0	1	0	0	9	0	1	0	0	0	0	
Gross Misd.	12	11	4	20	17	3	13	0	0	0	7	0	0	20	0	1	0	0	0	0	
Misdemeanor	31	25	34	21	19	2	13	1	0	0	7	0	2	19	0	5	0	0	1	2	
Juvenile	24	20	26	18	14	4	10	0	0	0	8	0	0	18	0	0	3	0	0	8	
Total	78	61	71	68	57	11	42	1	2	0	23	0	2	66	0	7	3	0	1	10	
Wabasha																					
Felony	40	23	30	32	29	3	29	0	0	1	2	0	3	29	0	2	10	1	0	0	
Gross Misd.	123	82	90	115	93	22	113	2	0	0	0	0	4	111	0	7	0	0	7	1	
Misdemeanor	150	171	161	161	122	39	158	1	1	1	0	0	3	158	0	38	0	0	9	32	
Juvenile	45	77	71	51	41	10	49	0	0	1	1	0	1	50	1	11	9	0	0	4	
Total	358	353	352	359	285	74	349	3	1	3	3	0	11	348	1	58	19	1	16	37	
Wadena (CCA)																					
Felony	117	29	51	100	74	26	92	2	1	0	5	0	0	100	1	11	14	0	1	0	
Gross Misd.	48	41	24	63	43	20	59	1	1	0	2	0	0	63	0	5	0	0	4	0	
Misdemeanor	27	28	16	36	30	6	32	1	2	0	1	0	0	36	0	22	0	0	1	3	
Juvenile	41	28	32	37	29	8	35	0	1	0	1	0	1	36	0	6	12	0	1	0	
Total	233	126	123	236	176	60	218	4	5	0	9	0	1	235	1	44	26	0	7	3	



	Criminal Sexual Conduct	Disturbing Peace	Drugs	DWI	Escape/Flight	Forgery	Gambling	Homicide	Juvenile Status Offense	Kidnapping	Obscenity	Property Damage	Robbery	Sex Related	Stolen Property	Theft	Theft Related	Traffic (exclude DWI)	Vehicle Theft	Weapons	Other	Unknown
Sherburne																						
Felony	26	2	122	3	13	22	0	1	1	4	0	14	1	6	17	22	58	7	11	3	0	0
Gross Misd.	4	4	0	259	0	2	0	0	0	0	0	3	0	1	0	29	6	48	1	2	0	0
Misdemeanor	0	69	2	158	0	0	0	0	0	0	1	7	0	0	0	143	9	267	4	0	0	0
Juvenile	14	86	13	1	0	5	0	0	133	0	0	28	3	1	11	75	11	2	13	8	0	1
Total	44	161	137	421	13	29	0	1	134	4	1	52	4	8	28	269	84	324	29	13	0	1
Sibley																						
Felony	8	1	30	3	4	1	1	0	0	0	0	4	0	1	1	7	11	1	3	0	0	0
Gross Misd.	2	0	2	97	0	0	0	0	0	0	0	4	0	0	1	4	3	4	1	0	0	0
Misdemeanor	0	8	0	21	1	0	0	0	0	0	0	1	0	0	0	2	2	10	0	0	0	0
Juvenile	8	15	2	2	1	1	0	0	26	0	0	19	2	0	8	20	2	8	5	0	0	0
Total	18	24	34	123	6	2	1	0	26	0	0	28	2	1	10	33	18	23	9	0	0	0
Stearns (CCA)																						
Felony	91	6	217	6	31	110	1	8	0	2	0	32	18	0	50	150	106	15	28	4	0	0
Gross Misd.	15	3	4	550	5	17	0	0	0	0	0	14	0	0	2	30	15	64	0	1	0	0
Misdemeanor	0	177	23	284	1	1	0	0	3	0	4	20	0	0	2	54	10	207	2	2	0	0
Juvenile	19	53	19	3	8	6	0	0	56	1	0	23	5	1	8	93	7	18	27	3	0	2
Total	125	239	263	843	45	134	1	8	59	3	4	89	23	1	62	327	138	304	57	10	0	2
Steele																						
Felony	29	1	36	1	6	15	0	0	2	0	0	5	3	0	2	12	4	1	3	2	0	0
Gross Misd.	3	0	0	192	2	9	1	0	0	0	0	6	0	1	0	17	2	24	0	1	0	0
Misdemeanor	1	37	2	147	1	2	0	0	1	0	0	12	0	0	2	28	4	44	2	0	0	0
Juvenile	5	3	9	1	1	1	0	0	15	0	0	12	1	0	3	21	0	7	2	2	0	0
Total	38	41	47	341	10	27	1	0	18	0	0	35	4	1	7	78	10	76	7	5	0	0
Stevens																						
Felony	5	1	15	0	3	1	0	0	0	0	0	0	0	0	2	4	1	1	0	0	0	0
Gross Misd.	1	0	0	15	0	0	0	0	0	0	0	1	0	0	0	1	2	3	0	0	0	0
Misdemeanor	0	0	0	12	0	0	0	0	0	0	0	0	0	0	0	0	0	0	0	0	0	0
Juvenile	0	1	3	2	0	0	0	0	0	0	0	3	0	0	0	4	0	0	0	0	0	0
Total	6	2	18	29	3	1	0	0	0	0	0	4	0	0	2	9	3	4	0	0	0	0
Swift (CCA)																						
Felony	2	0	8	0	3	0	0	1	0	0	0	1	0	0	1	6	0	0	0	0	0	0
Gross Misd.	0	0	0	8	0	0	0	0	0	0	0	0	0	0	0	1	1	1	0	0	0	0
Misdemeanor	0	7	1	8	0	0	0	0	0	0	0	4	0	0	1	0	3	16	0	0	0	0
Juvenile	0	6	4	0	0	0	0	0	12	0	2	5	1	0	2	7	0	6	5	1	0	0
Total	2	13	13	16	3	0	0	1	12	0	2	10	1	0	4	14	4	23	5	1	0	0
Todd (CCA)																						
Felony	35	0	32	0	3	3	0	2	2	2	0	5	2	1	1	36	9	2	2	0	0	0
Gross Misd.	5	0	1	101	1	0	0	0	1	0	0	0	0	0	1	11	1	8	0	1	0	0
Misdemeanor	0	8	0	5	0	1	0	0	0	0	0	2	0	0	0	11	0	5	0	0	0	0
Juvenile	9	9	3	0	0	0	0	0	15	0	0	6	0	0	1	9	0	3	6	0	0	1
Total	49	17	36	106	4	4	0	2	18	2	0	13	2	1	3	67	10	18	8	1	0	1
Traverse																						
Felony	0	1	3	0	1	0	0	0	0	0	0	0	0	0	1	0	1	0	0	1	0	0
Gross Misd.	0	0	0	14	1	0	0	0	0	0	0	0	0	0	2	1	1	0	0	0	0	0
Misdemeanor	0	0	0	12	0	0	0	0	0	0	0	1	0	0	0	0	0	2	0	1	0	0
Juvenile	0	0	0	2	1	1	0	0	0	0	0	6	0	1	0	0	0	0	1	0	0	0
Total	0	1	3	28	3	1	0	0	0	0	0	7	0	1	3	1	2	2	1	2	0	0
Wabasha																						
Felony	7	0	8	0	1	1	0	0	0	0	0	3	0	0	0	7	0	0	1	0	0	0
Gross Misd.	1	0	0	84	1	5	0	0	0	0	0	3	0	0	1	8	0	4	0	1	0	0
Misdemeanor	1	12	4	68	0	1	0	0	0	0	0	2	0	1	0	12	0	13	0	2	0	0
Juvenile	1	1	16	1	0	2	0	0	14	1	0	4	1	0	0	16	0	4	2	2	0	0
Total	10	13	28	153	2	9	0	0	14	1	0	12	1	1	1	43	0	21	3	5	0	0
Wadena (CCA)																						
Felony	26	0	13	0	6	3	0	0	0	0	0	6	0	0	2	21	10	0	2	0	0	0
Gross Misd.	2	0	0	16	1	1	0	0	1	0	0	2	0	0	1	9	3	35	0	0	0	0
Misdemeanor	0	5	0	4	0	0	0	0	1	0	0	4	0	0	0	19	0	2	0	1	0	0
Juvenile	7	1	3	0	0	0	0	0	5	0	1	3	0	0	1	5	1	0	0	1	0	0
Total	35	6	16	20	7	4	0	0	7	0	1	15	0	0	4	54	14	37	2	2	0	0

	2001 Year-end Population	2002 Entries	2002 Removals	2002 Year-end Population	Male	Female	White	Black	American Indian	Asian/Pacific Islander	Other Race	Unknown Race	Hispanic	Not Hispanic	Arson	Assault	Burglary	Crime Against Family	Crime Against Justice	Crime Against Government	Crime Against	
Waseca																						
Felony	56	66	55	67	48	19	59	3	0	1	4	0	9	58	2	9	5	2	2	2	0	
Gross Misd.	117	64	65	120	107	13	79	2	1	0	38	0	10	110	0	14	2	0	5	3		
Misdemeanor	154	135	136	149	125	24	73	3	1	0	72	0	17	132	0	34	0	2	7	12		
Juvenile	46	76	78	44	33	11	31	2	0	0	11	0	5	39	0	10	5	0	3	7		
Total	373	341	334	380	313	67	242	10	2	1	125	0	41	339	2	67	12	4	17	22		
Washington (CCA)																						
Felony	1454	326	490	1285	996	289	1086	160	25	13	1	0	37	1248	7	115	85	8	20	5		
Gross Misd.	1445	624	662	1452	1211	241	1332	59	24	7	30	0	44	1408	0	51	5	11	75	10		
Misdemeanor	3462	2545	2310	3658	2815	843	3121	291	36	51	159	0	163	3495	0	300	2	2	113	143		
Juvenile	251	460	388	322	256	66	284	25	1	6	6	0	6	316	7	98	25	0	28	2		
Total	6612	3955	3850	6717	5278	1439	5823	535	86	77	196	0	250	6467	14	564	117	21	236	160		
Watonwan																						
Felony	71	38	41	77	63	14	68	5	0	0	4	0	31	46	0	14	7	0	1	0		
Gross Misd.	95	51	57	88	77	11	86	1	1	0	0	0	22	66	0	7	1	1	9	3		
Misdemeanor	88	69	65	84	67	17	79	1	3	1	0	0	33	51	0	30	0	0	3	2		
Juvenile	56	40	42	54	42	12	52	1	0	0	1	0	15	39	0	13	6	0	2	1		
Total	310	198	205	303	249	54	285	8	4	1	5	0	101	202	0	64	14	1	15	6		
Wilkin																						
Felony	63	0	7	56	46	10	54	0	0	0	2	0	1	55	0	1	14	0	0	0		
Gross Misd.	40	31	36	36	30	6	33	0	0	0	3	0	3	33	0	1	1	0	1	0		
Misdemeanor	96	60	46	109	88	21	106	0	0	0	3	0	2	107	0	13	0	0	4	7		
Juvenile	58	28	29	57	48	9	53	0	0	0	4	0	2	55	0	12	10	0	2	7		
Total	257	119	118	258	212	46	246	0	0	0	12	0	8	250	0	27	25	0	7	14		
Winona																						
Felony	230	94	100	222	182	40	198	15	2	5	2	0	1	221	0	40	28	0	9	0		
Gross Misd.	270	133	162	254	211	43	235	5	2	2	10	0	8	246	0	23	1	2	24	7		
Misdemeanor	502	397	466	421	324	97	363	27	3	8	20	0	20	401	0	50	4	0	18	9		
Juvenile	139	131	128	143	104	39	129	2	1	5	6	0	4	139	0	35	37	0	14	1		
Total	1141	755	856	1040	821	219	925	49	8	20	38	0	33	1007	0	148	70	2	65	17		
Wright																						
Felony	476	206	223	460	367	93	433	15	3	4	5	0	5	455	1	44	54	4	8	1		
Gross Misd.	753	332	380	718	583	135	680	15	18	3	2	0	10	708	0	39	4	3	29	33		
Misdemeanor	925	695	690	918	729	189	865	26	12	4	11	0	31	887	0	141	1	0	58	128		
Juvenile	488	479	505	460	365	95	447	6	5	1	1	0	5	455	2	56	43	1	12	2		
Total	2642	1712	1798	2556	2044	512	2425	62	38	12	19	0	51	2505	3	280	102	8	107	164		
Yellow Medicine (CCA)																						
Felony	29	18	23	24	19	5	21	0	1	0	2	0	0	24	0	3	3	0	0	0		
Gross Misd.	46	32	45	38	29	9	30	0	6	0	2	0	3	35	0	1	0	0	0	0		
Misdemeanor	55	70	64	56	45	11	41	0	5	0	10	0	4	52	0	9	0	0	1	4		
Juvenile	42	49	53	38	31	7	28	0	9	0	1	0	6	32	2	7	4	0	0	0		
Total	172	169	185	156	124	32	120	0	21	0	15	0	13	143	2	20	7	0	1	4		
CCA Counties																						
Felony	13659	4308	4665	13518	10302	3216	9399	3044	371	305	399	0	711	12807	79	1480	1107	74	209	17		
Gross Misd.	11070	5462	5721	11013	9026	1987	9142	776	338	93	664	0	572	10441	3	597	46	120	708	137		
Misdemeanor	17860	15405	14318	18525	14226	4299	14373	1836	376	436	1504	0	1199	17326	5	2292	8	14	858	1670		
Juvenile	5405	6787	6764	5432	4057	1375	3814	717	275	300	326	0	277	5155	67	1200	657	11	1934	147		
Total	47994	31962	31468	48488	37611	10877	36728	6373	1360	1134	2893	0	2759	45729	154	5569	1818	219	3709	1971		
Non-CCA Counties																						
Felony	9327	4223	4325	9222	7311	1911	7770	382	773	75	222	0	445	8777	70	1256	1161	99	187	25		
Gross Misd.	9710	5551	5631	9807	8034	1773	8319	230	745	36	477	0	448	9359	5	551	63	95	558	162		
Misdemeanor	11533	9604	9519	11439	9081	2358	9266	344	349	97	1383	0	644	10795	8	1915	10	20	594	696		
Juvenile	5630	6378	6375	5640	4294	1346	4661	107	509	48	315	0	286	5354	63	1202	678	7	252	346		
Total	36200	25756	25850	36108	28720	7388	30016	1063	2376	256	2397	0	1823	34285	146	4924	1912	221	1591	1229		
Twin Cities Metropolitan Area (7 Counties)																						
Felony	22616	7690	7095	23351	18001	5346	13189	8435	579	568	523	57	852	22442	111	2531	1249	101	259	31		
Gross Misd.	19484	8168	8242	19668	15974	3691	15459	2536	470	267	792	144	828	18696	0	1001	48	244	983	155		
Misdemeanor	30864	23634	22724	31375	24116	7247	21518	4494	530	741	3426	666	1685	29024	4	4614	2	9	1130	1756		
Juvenile	8506	9113	9030	8766	6524	2242	4578	2746	418	720	76	228	505	8261	99	1968	694	7	2035	217		
Total	81470	48605	47091	83160	64615	18526	54744	18211	1997	2296	4817	1095	3870	78423	214	10114	1993	361	4407	2159		

	Criminal Sexual Conduct	Disturbing Peace	Drugs	DWI	Escape/Flight	Forgery	Gambling	Homicide	Juvenile Status Offense	Kidnapping	Obscenity	Property Damage	Robbery	Sex Related	Stolen Property	Theft	Theft Related	Traffic (exclude DWI)	Vehicle Theft	Weapons	Other	Unknown
Waseca																						
Felony	5	0	15	0	5	4	0	0	0	1	0	2	0	0	0	16	0	0	2	3	0	0
Gross Misd.	1	1	2	81	3	2	0	0	0	0	0	4	0	1	0	7	1	6	1	1	0	0
Misdemeanor	0	9	1	90	0	0	0	0	0	0	1	0	0	0	0	6	0	15	0	0	0	0
Juvenile	4	6	3	2	0	0	0	0	21	0	0	5	0	4	2	11	1	6	0	1	0	1
Total	10	16	21	173	8	6	0	0	21	1	1	11	0	5	2	40	2	27	3	5	0	1
Washington (CCA)																						
Felony	96	3	484	26	35	120	0	1	0	1	1	39	11	8	51	134	118	8	51	13	0	0
Gross Misd.	4	2	8	1239	7	19	1	0	0	0	2	13	0	7	2	40	17	127	3	2	0	0
Misdemeanor	1	239	32	1441	3	2	0	0	29	0	2	36	0	1	7	189	127	1515	8	3	0	0
Juvenile	25	46	10	10	2	2	0	1	121	1	0	32	0	0	10	52	1	27	19	10	0	0
Total	126	290	534	2716	47	143	1	2	150	2	5	120	11	16	70	415	263	1677	81	28	0	0
Watsonwan																						
Felony	7	2	16	0	2	2	0	0	3	1	0	7	0	1	1	12	5	0	4	1	0	0
Gross Misd.	2	2	0	69	0	0	0	0	0	0	0	3	0	0	0	3	5	6	2	0	0	0
Misdemeanor	0	4	0	52	0	0	0	0	18	0	0	5	0	0	0	1	0	13	0	0	0	0
Juvenile	3	9	3	2	1	0	0	0	23	0	0	11	0	0	6	9	3	0	4	3	0	0
Total	12	17	19	123	3	2	0	0	44	1	0	26	0	1	7	25	13	19	10	4	0	0
Wilkin																						
Felony	9	0	7	2	1	1	0	0	0	0	0	3	0	0	2	10	4	4	2	2	0	0
Gross Misd.	0	0	0	28	0	0	0	0	0	0	0	3	0	0	0	2	0	0	1	1	0	0
Misdemeanor	0	2	2	68	0	3	0	0	11	0	0	1	0	0	0	2	2	10	0	1	0	0
Juvenile	0	1	2	2	0	1	0	0	5	0	0	4	1	0	0	13	3	8	4	1	0	0
Total	9	3	11	100	1	5	0	0	16	0	0	11	1	0	2	27	9	22	7	5	0	0
Winona																						
Felony	27	1	58	2	12	14	0	1	2	3	0	7	0	0	6	20	15	2	6	5	0	0
Gross Misd.	0	2	0	187	0	4	0	0	2	0	0	2	0	1	3	4	4	23	1	2	0	0
Misdemeanor	1	23	22	177	2	0	0	0	88	0	0	6	0	0	3	18	7	96	4	1	0	0
Juvenile	7	16	17	0	0	0	0	0	85	0	1	16	2	0	3	43	1	14	8	0	0	0
Total	35	42	97	366	14	18	0	1	177	3	1	31	2	1	15	85	27	135	19	8	0	0
Wright																						
Felony	52	1	192	3	19	28	0	7	1	1	1	11	1	3	18	55	13	9	15	7	0	0
Gross Misd.	9	6	1	499	9	7	1	0	0	0	2	13	0	0	7	32	16	67	1	2	0	0
Misdemeanor	0	156	6	361	0	0	0	0	0	0	5	19	0	0	2	23	6	142	4	4	0	0
Juvenile	39	67	65	0	5	3	0	1	144	0	4	65	1	0	19	72	1	21	24	4	0	0
Total	100	230	264	863	33	38	1	8	145	1	12	108	2	3	46	182	36	239	44	17	0	0
Yellow Medicine (CCA)																						
Felony	0	0	11	0	0	0	0	1	0	0	0	0	0	0	0	3	2	0	1	1	0	0
Gross Misd.	1	0	0	32	0	3	0	0	0	0	0	1	0	0	0	0	0	3	0	1	0	0
Misdemeanor	0	5	1	26	0	0	0	0	7	0	0	0	0	0	0	2	2	13	0	0	0	0
Juvenile	0	1	2	0	0	0	0	0	12	0	0	2	0	1	1	7	0	7	5	1	0	0
Total	1	6	14	58	0	3	0	1	19	0	0	3	0	1	1	12	4	23	6	3	0	0
CCA Counties																						
Felony	1169	140	4534	89	436	1081	8	52	83	40	5	429	223	59	337	1640	1295	154	551	172	0	0
Gross Misd.	97	110	24	8142	84	172	4	2	28	0	8	171	0	83	51	421	161	1322	14	82	0	0
Misdemeanor	7	2013	194	6609	9	28	3	0	591	1	15	316	0	182	46	1288	281	5376	46	45	0	0
Juvenile	350	722	405	56	53	51	0	8	1901	7	9	635	83	23	136	1037	112	300	605	156	0	13
Total	1623	2985	5157	14896	582	1332	15	62	2603	48	37	1551	306	347	570	4386	1849	7152	1216	455	0	13
Non-CCA Counties																						
Felony	925	70	2477	92	394	533	7	44	29	36	8	297	56	33	300	1292	786	163	338	143	0	0
Gross Misd.	90	103	26	6769	88	144	6	8	53	1	10	157	0	15	77	413	252	1366	15	37	0	0
Misdemeanor	14	1167	174	4113	9	26	2	0	481	0	20	181	0	10	23	721	219	3409	45	32	0	0
Juvenile	306	860	505	79	51	65	0	5	1943	2	12	719	36	21	174	1198	71	477	491	98	0	89
Total	1335	2200	3182	11053	542	768	15	57	2506	39	50	1354	92	79	574	3624	1328	5415	889	310	0	89
Twin Cities Metropolitan Area (7 Counties)																						
Felony	1571	147	9066	214	901	1798	12	98	74	145	38	536	583	92	511	2496	2266	117	900	314	57	2
Gross Misd.	98	592	31	15662	91	261	2	1	30	0	22	257	1	232	68	528	293	1495	11	118	1	0
Misdemeanor	15	2417	346	12332	7	31	5	0	351	1	42	530	0	333	57	1905	276	9405	58	51	121	0
Juvenile	496	857	752	59	143	57	0	13	1764	23	14	670	273	18	172	966	374	370	667	263	2	4
Total	2180	4013	10195	28267	1142	2147	19	112	2219	169	116	1993	857	675	808	5895	3209	11387	1636	746	181	6

	2001 Year-end Population	2002 Entries	2002 Removals	2002 Year-end Population	Male	Female	White	Black	American Indian	Asian/Pacific Islander	Other Race	Unknown Race	Hispanic	Not Hispanic	Arson	Assault	Burglary	Crime Against Family	Crime Against Justice	Crime Against Government	
Non-Metro Counties																					
Felony	15438	6211	6661	15137	11956	3181	12682	874	1080	156	345	0	824	14313	111	1955	1960	135	288	32	
Gross Misd.	14791	8022	8514	14538	11919	2619	12490	391	1009	62	586	0	712	13826	7	786	79	131	868	243	
Misdemeanor	17527	14793	15358	16569	13083	3486	13720	533	554	124	1638	0	1083	15486	12	2712	11	24	843	1141	
Juvenile	8371	9268	9383	8263	6254	2009	6652	232	681	101	597	0	460	7803	102	1723	1029	14	372	491	
Total	56127	38294	39916	54507	43212	11295	45544	2030	3324	443	3166	0	3079	51428	232	7176	3079	304	2371	1907	
DOC Counties																					
Felony	8755	4124	4086	8785	6940	1845	7435	378	723	75	174	0	446	8339	62	1130	1113	96	159	23	
Gross Misd.	3677	2267	2353	3641	3002	639	3005	103	338	16	179	0	165	3476	5	301	48	56	268	44	
Misdemeanor	2643	2163	2421	2341	1875	466	1884	122	90	19	226	0	228	2113	1	554	7	3	152	84	
Juvenile	1942	1999	1957	1986	1484	502	1482	41	321	17	125	0	149	1837	25	496	275	3	107	180	
Total	17017	10553	10817	16753	13301	3452	13806	644	1472	127	704	0	988	15765	93	2481	1443	158	686	331	
Minnesota																					
Felony	38439	14319	14185	38862	30350	8980	26262	9778	2119	1195	1339	529	2146	37131	222	4486	3209	236	547	63	
Gross Misd.	34717	16640	17210	34644	28339	6774	28397	3399	1945	801	1846	616	2012	32960	7	1787	127	375	1851	398	
Misdemeanor	48854	38892	38545	48409	37664	11205	35704	5499	1556	1337	5535	1138	3240	44975	16	7326	13	33	1973	2897	
Juvenile	17293	18830	18847	17460	13219	4713	11668	3450	1567	1292	1143	700	1437	16495	201	3691	1723	21	2407	708	
Total	139303	88681	88787	139375	109572	31672	102031	22126	7187	4625	9863	2983	8835	131561	446	17290	5072	665	6778	4066	

	Criminal Sexual Conduct	Disturbing Peace	Drugs	DWI	Escape/Flight	Forgery	Gambling	Homicide	Juvenile Status Offense	Kidnapping	Property Damage Obscenity	Robbery	Sex Related	Stolen Property	Theft	Theft Related	Traffic (exclude DWI)	Vehicle Theft	Weapons	Other	Unknown	
Non-Metro Counties																						
Felony	1649	121	4157	157	638	912	15	77	42	55	10	491	129	49	466	2110	1279	235	533	189	0	0
Gross Misd.	145	209	43	10924	132	242	5	8	58	1	17	238	0	27	99	633	359	1456	23	62	0	0
Misdemeanor	19	1796	249	7283	13	35	1	0	654	0	33	301	0	19	45	1002	279	3875	68	45	0	0
Juvenile	513	1135	652	109	84	97	0	9	2822	7	16	1048	67	23	248	1719	163	650	755	146	0	95
Total	2326	3261	5101	18473	867	1286	21	94	3576	63	76	2078	196	118	858	5464	2080	6216	1379	442	0	95
DOC Counties																						
Felony	920	67	2460	81	371	504	7	41	28	36	8	273	50	30	290	1242	734	143	305	126	0	0
Gross Misd.	52	65	17	2558	47	87	5	0	24	2	6	90	0	7	51	196	193	289	8	23	0	0
Misdemeanor	6	246	53	990	4	5	1	0	193	0	7	53	0	4	11	114	109	539	26	8	0	0
Juvenile	112	262	144	28	24	25	0	1	711	0	4	321	15	4	57	458	31	157	223	25	0	104
Total	1090	640	2674	3657	446	621	13	42	956	38	25	737	65	45	409	2010	1067	1128	562	182	0	104
Minnesota																						
Felony	3220	268	13223	371	1539	2710	27	175	116	200	48	1027	712	141	977	4606	3545	352	1433	503	57	2
Gross Misd.	243	801	74	26586	223	503	7	9	88	1	39	495	1	259	167	1161	652	2951	34	180	1	0
Misdemeanor	34	4213	595	19615	20	66	6	0	1005	1	75	831	0	352	102	2907	555	13280	126	96	121	0
Juvenile	1009	1992	1404	168	227	154	0	22	4586	30	30	1718	340	41	420	2685	537	1020	1422	409	2	99
Total	4506	7274	15296	46740	2009	3433	40	206	5795	232	192	4071	1053	793	1666	11359	5289	17603	3015	1188	181	101