

**2005-2006**  
**MINNESOTA SNOWMOBILE**  
**Safety Laws, Rules & Regulations**



**Minnesota Department of  
Natural Resources**

**1-888-MINNDNR**  
**[www.dnr.state.mn.us](http://www.dnr.state.mn.us)**



# TABLE OF CONTENTS

This is a summary of Minnesota's 2005-2006 snowmobile regulations. For complete regulations, consult the state statutes and rules and check for any local ordinances.

|   |    |
|---|----|
| <b>What's New</b>                           | 4  |
| <b>Welcome to Snowmobiling</b>              | 6  |
| <b>Registering Your Snowmobile</b>          | 10 |
| Procedures and Fees                         | 10 |
| Certificate and Numbering                   | 11 |
| Dealer and Manufacturer Registration        | 11 |
| Display of Registration                     | 11 |
| Expiration and Renewal                      | 12 |
| Duplicates                                  | 12 |
| Transfer of Ownership                       | 12 |
| Destroyed, Abandoned, or Stolen Snowmobiles | 12 |
| <b>Snowmobile State Trail Sticker</b>       | 13 |
| <b>Rules of the Road and Trail</b>          | 14 |
| <b>Signs</b>                                | 18 |
| <b>Required Equipment</b>                   | 19 |
| <b>Training Programs</b>                    | 20 |
| <b>Youth Operation Requirements</b>         | 21 |
| <b>General Operation</b>                    |    |
| Where You May Ride                          | 22 |
| Where You May Not Ride                      | 23 |
| Other Prohibitions                          | 24 |
| Minnesota Trespass Laws                     | 24 |
| Snowmobiling While Intoxicated (SWI)        | 26 |
| Speed Limits                                | 26 |
| Accidents                                   | 27 |
| Enforcement                                 | 27 |
| Ability of Operators                        | 27 |
| Penalties                                   | 27 |
| <b>Game Laws Related to Snowmobiling</b>    |    |
| General Restrictions                        | 28 |
| Special Permits for Disabled People         | 28 |
| <b>More Information</b>                     | 29 |
| <b>Grant-in-Aid Program</b>                 | 30 |
| <b>Sunrise/Sunset Table</b>                 | 30 |

## What's New



A Minnesota Snowmobile State Trail Sticker is now required on all snowmobiles when riding on any state or grant-in-aid trail (see page 13).



A new adult snowmobile training course on CD Rom is now available. The course is designed for multiple users and includes a written test and send-in certification form (see page 20).



You may ride on two-way snowmobile trails that are located within the ditches or adjacent to streets or highways during nighttime hours when specifically permitted by the road authority (see page 22).

This publication is paid for through the sale of advertising. The State of Minnesota and the Department of Natural Resources can neither endorse products or services advertised nor accept any liability arising from the use of these products or services.

Equal opportunity to participate in and benefit from programs of the Minnesota Department of Natural Resources is available to all individuals regardless of race, color, creed, religion, national origin, sex, marital status, status with regard to public assistance, age, sexual orientation, or disability. Discrimination inquiries should be sent to MN-DNR, 500 Lafayette Road, St. Paul, MN 55155-4031 or the Equal Opportunity Office, Department of the Interior, Washington, DC 20240.

Copyright 2005, State of Minnesota, Department of Natural Resources. This DNR summary of the 2005 Minnesota Snowmobile Safety Laws, Rules and Regulations is printed by permission of the Minnesota Department of Natural Resources.

**RECYCLABLE:** This coated paper protects your regulations from water and the wear and tear of constant use. To recycle, remove the staples, and then recycle.

This information is available in an alternative format upon request.

# WELCOME TO SNOWMOBILING

The sense of freedom you get while riding a snowmobile over Minnesota's snow-covered lands and frozen lakes can be exhilarating. Yet with that freedom comes responsibility. Minnesota's system of over 20,000 miles of snowmobile trails depends on the cooperation of landowners, non-motorized trail users, other recreationists, and local units of government.

Keep in mind that trespass is the most frequent complaint landowners have against snowmobilers. Trespass seriously impacts the ability of clubs to get private landowners to allow grant-in-aid trails on their property. We recommend that all recreational users ask first before entering private lands, even if the land is not posted. That simple courtesy will go a long way to improve relationships between landowners and snowmobilers.

Please read this booklet to learn your legal obligations as a snowmobiler. By driving safe, smart and legal, you protect the future of your sport.

Any resident born after December 31, 1976 is required to take a snowmobile safety training course to operate a snowmobile in Minnesota (see exception on page 21). Classes are offered throughout the state by volunteer instructors who have been certified by the Minnesota DNR Division of Enforcement. Those 16 years of age and older may take a self-study CD course (see page 20).

## Before you ride

- Read your Minnesota snowmobile regulations.
- Read your owner's manual.
- Check your snowmobile and equipment.
- Wear a helmet, eye protection, and proper clothing.
- Find out about ice and snow conditions.
- Tell someone where you are going and when you expect to return.

## Be sure to

- Let weather, lighting and trail conditions determine a safe speed.
- Ride straight—no alcohol or drugs.
- Stay to the right on trails.
- Use your headlight and taillight.
- Maintain adequate spacing between machines to avoid collision.
- Reduce your speed when riding at night to less than 40 MPH.
- Always yield to other motor vehicles.
- Stay clear of thin ice and lake inlets — never cross open water.
- Never ride alone—use the buddy system.
- Stay on groomed area of trails.

## Obey all laws and regulations

- Maximum speed in Minnesota is 50 MPH (see page 26).
- Display current snowmobile registration.
- Display Snowmobile State Trail Sticker if operating on state or grant-in-aid trails (see page 13).
- Stay off the roadway, shoulder, and inside slope of state and county roads (see page 14).
- Operate your snowmobile in the same direction as roadway traffic when riding one-half hour after sunset to one-half hour before sunrise (see page 22).
- Be sure any youth operating your snowmobile has a safety certificate.
- Stay off the median of four-lane roadways.
- Come to a complete stop and look both ways before crossing a public roadway whether there is a stop sign or not.
- Cross public roadways at a 90 degree angle.
- Check local ordinances on when and where you may ride.

## The following is a message from your conservation officers:

The best advice we can give a snowmobiler of any age is to stay away from alcohol, be cautious when operating in a road right-of-way or on ice, and **SLOW DOWN**, especially at night. Speed and alcohol are the leading causes of snowmobile fatalities in Minnesota.

Remember: If you are traveling at 50 mph, you will have traveled 220 feet before you even apply the brakes! That equals 2/3 of a football field.



# REGISTERING YOUR SNOWMOBILE

**Snowmobiles operated or transported in Minnesota must be registered with the DNR.** If your snowmobile is not registered, you may not operate it, transport it, or permit it to be operated.

**Exceptions are as follows:**

- snowmobiles owned and used by the federal government, another state, or a political subdivision
- snowmobiles registered in a country other than the U.S. being used temporarily in Minnesota
- snowmobiles currently registered in another state and not kept in Minnesota for more than 30 consecutive days
- snowmobiles used exclusively in organized track-racing events
- snowmobiles in transit by a manufacturer, distributor, or dealer
- a snowmobile at least 15 years old in transit by an individual for use on land owned or leased by the individual
- snowmobiles used exclusively for agricultural purposes.

You must be at least 18 years old to register a snowmobile.

A special permit may be issued to a person or organization to operate or transport a collector snowmobile without registration in parades or organized group outings, such as races, rallies, and other promotional events and for up to ten days each year for personal transportation. "Collector snowmobile" means a snowmobile that is 25 years old or older, was originally produced as a separate identifiable make by a manufacturer, and is owned and operated solely as a collectors item.

## Procedures and Fees

Register your snowmobile in person at any deputy registrar of motor vehicles or at the DNR License Center in St. Paul (see page 29). When you register your snowmobile you will need the make, model, year, serial number, engine size, and sales receipt that shows the proof of sales tax payment. Sales between private parties do not require payment of sales tax.

Snowmobiles purchased from a retail dealer are registered at the place of sale by the dealer. A person may not sell a snowmobile without furnishing the buyer with a bill of sale.

**Purchase a three-year, \$31.00 Snowmobile State Trail Sticker when registering a snowmobile. See page 13.**

## Fees for snowmobile registration are as follows:

| <u>Type of License</u>            | <u>Fee</u>                |
|-----------------------------------|---------------------------|
| Snowmobile.....                   | \$48.50 every three years |
| Duplicate Registration Card ..... | \$7.50                    |
| Duplicate Decal .....             | \$1.50                    |
| Dealer .....                      | \$53.50 every year        |
| Manufacturer .....                | \$153.50 every year       |
| Transfer .....                    | \$7.50                    |

Also see Snowmobile State Trail Sticker requirements on page 13.

## Certificate and Numbering

When you register your snowmobile, you will be assigned your snowmobile registration number and receive your registration card and decals. When you receive your registration card, sign it and keep it handy. You do not have to carry it with you, but if an enforcement officer asks to see it, you must produce it within a reasonable amount of time. The current registration number and validation decal must be displayed.

## Dealer and Manufacturer Registration

Dealers must register snowmobiles they own and use for demonstration purposes. A registration plate will be issued along with a registration certificate that must be displayed conspicuously in the place of business. Additional plates are available for \$4.00, plus filing fees.

Manufacturers must register snowmobiles they own and operate for research testing, experimentation, or demonstration. A registration plate will be issued along with a registration certificate that must be displayed conspicuously in the place of manufacture.

A valid registration number plate must be displayed on snowmobiles operated, or permitted to be operated, by a dealer or manufacturer.

**Dealer and manufacturer registrations are NOT transferable.**

Also see Snowmobile State Trail Sticker requirements on page 13.

## Display of Registration

### Where:

- Display in the 3" x 7" space provided by the manufacturer on the cowling or pan, or
- If no space is provided, place on each side of the snowmobile on the upper half, forward of the handlebars in a visible location.

### How:

Standard display using only DNR decals:

- Display the DNR registration number decal with the DNR validation decal immediately following it.

**Custom numbers and letters must be:**

- 1- 7/8" high
- 3/16" stroke width
- contrasting color of the snowmobile
- in the English language
- placed to read left to right.



The DNR issued validation decal must be placed to immediately follow your custom registration number. NOTE: You may choose to leave the previous registration number showing, or remove it.

## Expiration and Renewal

The expiration date appears on both the registration card and the registration validation decal. All snowmobile registrations expire on June 30 of the last year the registration is valid.

Normally, you will receive a notice by mail to renew your registration. Whether you are notified or not, however, you are responsible for renewing your snowmobile's registration.

The renewal fee is the same as the first-time registration fee. When you pay it, you will receive new validation decals and a registration card. You may renew your registration on-line at [www.dnr.state.mn.us](http://www.dnr.state.mn.us).

## Duplicates

To obtain a duplicate registration card or decal contact the DNR License Center, or your local deputy registrar. For fees see page 11.

## Transfer of Ownership

If you buy a snowmobile that is currently registered in Minnesota, you may use a transferred registration for the time remaining on the previous owner's registration.

Simply obtain the current registration card from the previous owner and send it, along with a transfer application and the transfer fee of \$7.50, to the DNR License Center or the deputy registrar. Transfer applications must be made within 15 days after the transfer or sale actually occurs. A transferred registration is only valid until the previous owner's registration expires.

## Destroyed, Abandoned, or Stolen Snowmobile

If your snowmobile is destroyed, abandoned, or stolen or you no longer register it in Minnesota, notify the DNR License Center at 500 Lafayette Rd, St. Paul, MN 55155-4026, within 15 days.





# Snowmobile State Trail Sticker

A new law requires all snowmobiles operating on state and grant-in-aid trails to have a Snowmobile State Trail Sticker. Revenue generated from Snowmobile State Trail Stickers will be used exclusively for snowmobile grants-in-aid, trail maintenance, grooming, and easement acquisition.

An annual Snowmobile State Trail Sticker will cost \$16.00 and is valid from November 1 - April 30.

A \$31.00 three-year sticker will be available beginning October 2005. The three-year sticker can only be purchased when registering a snowmobile or renewing a registration.

Violation of the Snowmobile State Trail Sticker law will require the purchase of an annual penalty sticker at a price of \$31.00

| Sticker Options:   |   |   |
|--|---|---|
| 3-Year Sticker<br>(Available at time of registration only)   | 1-Year Sticker  | Penalty Annual Sticker<br>(Required to purchase if found operating on a state or grant-in-aid trail without a sticker)  |
| Cost:  |   |   |
| \$31.00  | \$16.00   | \$31.00   |
| Sticker Available At:  |   |   |
| <ul style="list-style-type: none"> <li>• DNR License Center</li> <li>• Deputy Registrars</li> <li>• Internet (Renewal Only)</li> </ul> | <ul style="list-style-type: none"> <li>• DNR License Center</li> <li>• Deputy Registrars</li> <li>• Game and Fish License Agents</li> <li>• Phone*</li> </ul>   | <ul style="list-style-type: none"> <li>• DNR License Center</li> <li>• Deputy Registrars</li> <li>• Game and Fish License Agents</li> <li>• Phone*</li> <li>• Internet</li> </ul> |
| Duplicates \$2.50 Available At:  |   |   |
| <ul style="list-style-type: none"> <li>• DNR License Center</li> <li>• Deputy Registrars</li> </ul>                                    | <ul style="list-style-type: none"> <li>• Internet</li> <li>• DNR License Center</li> <li>• Deputy Registrars</li> <li>• Game and Fish License Agents</li> </ul> | <ul style="list-style-type: none"> <li>• DNR License Center</li> <li>• Deputy Registrars</li> <li>• Game and Fish License Agents</li> </ul>                                       |

\* Additional \$3.50 service fee for phone purchases.

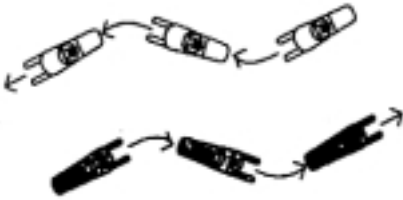
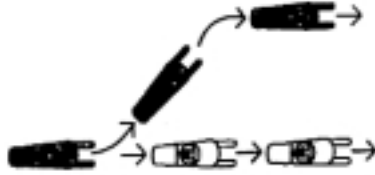
## Display of Snowmobile State Trail Sticker

The sticker must be placed on the forward half of the snowmobile directly above or below the headlight of the snowmobile.

# RULES OF THE ROAD & TRAIL

## Passing

When overtaking another snowmobile going in the same direction, always pass on the left.

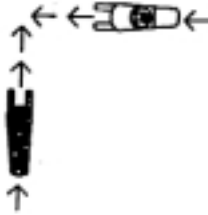


## Meeting

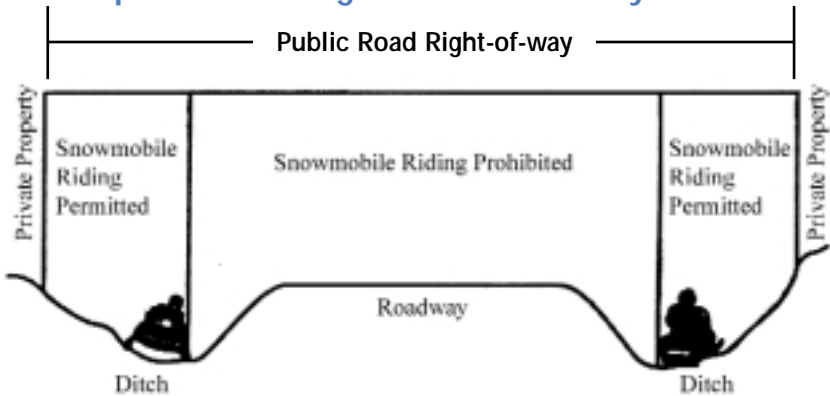
When you meet another snowmobile, always slow down and stay to the right.

## Meeting at an intersection

When meeting at an intersection, the operator to the right has the right of way.



## Operation Along State and County Roads



It is illegal to operate on the inside slope, shoulder, and roadway of state and county roads.



# SIGNS

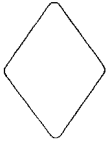
Snowmobile operators should be familiar with the meaning of the following trail signs.



**Informational sign:**  
indicates intersections  
or major changes in  
trail direction.



**Directional blazer:**  
indicates changes in  
trail direction.



**Reassuring blazer:**  
placed at intervals  
along the trail to  
reassure users that  
they are still on the trail.



**Stop sign:**  
placed at a road or  
highway crossing  
indicates a snowmobile  
must come to a  
complete stop.



**No-snowmobiling sign:**  
indicates a trail or area where  
snowmobiling is prohibited.



**No-studded tracks sign:**  
indicates no metal  
traction devices  
allowed on trail.



**Two way trail sign:**  
indicates trails with permitted  
two-way travel during nighttime  
hours.



# REQUIRED EQUIPMENT

All snowmobiles operated on public lands, waters, or roadways must be equipped as follows:

## Helmet

- Operators or riders under 18 years of age must wear a helmet, except when participating in a parade or operating on parent's, grandparent's, sibling's, uncle's, or aunt's land.

## Lights

- Headlights & taillights must be on during hours of darkness.
- Headlights must be able to reveal people and vehicles 100 feet ahead and aimed so they will not blind an oncoming snowmobiler.
- Colored lenses on headlights are NOT lawful when the snowmobile is operated on roads or road rights-of-way, including crossing roads and operating in ditches or outside slopes.
- Red taillights must be visible for 500 feet to the rear of the snowmobile.

## Brakes

- Brakes must be able to control movement and to stop and hold the snowmobile track.

## Reflective Material

- Snowmobiles must have at least 16 square inches of reflector material on each side forward of the handle bars.
- Any sled, trailer, or other device that is towed by a snowmobile during hours of darkness must display visible reflector material on each side and at the rear.

## Mufflers

- Snowmobiles must be equipped with mufflers that are in good working order and that do not produce sharp popping or cracking sounds or excessive or unusual noise. Some after-market exhaust systems may not meet this requirement and may not be lawful to operate.
- You may not operate or sell a snowmobile built on or after April 1, 1975, that exceeds 78 decibels on the A scale at 50 feet except under a permit of the DNR or county sheriff.

# TRAINING PROGRAMS

## Youth and Adult Training Programs

All residents born [after December 31, 1976](#) must have a snowmobile safety certificate or snowmobile safety certificate indicator on their driver's license or on their Minnesota ID card to operate a snowmobile in Minnesota.

## Youth Snowmobile Safety Certificate

**To become certified in snowmobile safety, students must pass a Minnesota snowmobile safety training course.**

- The [Youth Snowmobile Safety Course](#) is available to youth ages 11 years and older. This course is at least 8 hours in length and is taught by DNR certified volunteer instructors. The course teaches the basics of safe and responsible snowmobiling. It covers operating procedures, machine maintenance, rules and regulations, accident prevention, outdoor survival, environmental awareness, and a code of ethics. The course includes both a written test and a riding performance test that must be passed. A fee will be charged to cover the cost of materials and certification.



## Adult Snowmobile Safety Certificate

- The [Adult Snowmobile Safety Training CD](#) is an independent study course on CD Rom. The course is available to persons 16 years of age and older. It looks at the cause of accidents, speed and reaction time, stopping distances, group riding and rules and regulations. The course is designed for multiple users and includes a written test and send-in certification form. A fee will be charged to cover costs of material and certification.

The classes are taught by certified volunteer instructors, usually between November and March. Courses are announced in communities through schools and the media. To learn the times and dates of classes in your community or to receive the Adult Snowmobile Safety Training CD check the DNR web site [www.dnr.state.mn.us](http://www.dnr.state.mn.us); or call the DNR Information Center 1-888-646-6367, metro area 651-296-6157, or the Snowmobile Safety Training Program Headquarters at 1-800-366-8917.

**Nonresidents certified in snowmobile safety training in another state will be recognized in Minnesota.**

# YOUTH OPERATION REQUIREMENTS

The owner or person in lawful control of a snowmobile is jointly responsible for laws broken by a minor on that snowmobile.

Anyone under 18 years old must wear an approved helmet.

To register a snowmobile you must be at least 18 years old.

## Minnesota Residents

Any resident of Minnesota born after **December 31, 1976** must have a snowmobile safety certificate to operate a snowmobile in Minnesota. (See exception below.)

### With the snowmobile safety certificate:

- Anyone **12 and 13 years old** can operate a snowmobile on public lands, public waters, and grant-in-aid trails. They may operate on private land with permission (see trespass laws). They may **NOT** cross state or county roads.
- Anyone **14 years old and older** can operate a snowmobile in Minnesota, including crossing state and county roads. Remember you must have permission to operate on certain private lands (see trespass laws).

## Non-Residents of Minnesota

- Anyone **12 and 13 years old** must have a snowmobile safety certificate to operate on public lands, public waters, and grant-in-aid trails. They may operate on private land with permission (see trespass laws). They may **NOT** cross state or county roads.
- Anyone **14 through 17 years old** must have a snowmobile safety certificate to cross state and county roads.
- Anyone **18 years old and older** does not need a snowmobile safety certificate.
- Nonresidents certified in snowmobile safety training in another state will be recognized in Minnesota.


## Certificate Exception for Residents and Non-Residents

Without a snowmobile safety certificate, a person under the age of **14 years** may operate a snowmobile only if they are supervised or accompanied by one of the following: parent, legal guardian, or other person **18 years of age or older** designated by the parent or guardian. The supervising or accompanying adult needs to be close enough to be able to direct the youth's operation of their snowmobile. This exception does not allow an operator under the age of 14 to cross a public road.

Duplicate snowmobile safety certificates can be obtained at any game and fish agent for \$3.50. They are also available at the DNR Information Center, 1-888-646-6367 and the Snowmobile Safety Training Headquarters at 1-800-366-8917 for \$5.00 (includes a durable certificate card.)

# GENERAL OPERATION

## Where You **May** Ride:

- in the bottom or outside slope of a ditch of a county or state road (see page 14)
- in the same direction as road traffic in the ditch from one-half hour after sunset to one-half hour before sunrise. Other than this time, you can ride in either direction (see page 30 for sunrise/sunset table).
-  • one-half hour after sunset to one-half hour before sunrise on two-way snowmobile trails that are located within the ditches or adjacent to streets or highways when specifically permitted by the road authority. Look for posted two-way signs (see page 18).
- on a bridge (other than a bridge that is part of the main-traveled lanes of an interstate highway) in order to avoid obstructions to travel when absolutely necessary. But, the snowmobile must be operated in the extreme right-hand lane, the entrance to the roadway must be made within 100 feet of the bridge, and crossing must be made as quickly as possible.
- on state and local trails (see page 13 for Snowmobile State Trail Sticker requirements)
- on iced-over waters that have legal access (if not restricted by law or local ordinances)
- on township roads when not restricted by local ordinance
- on public lands that are open to motorized vehicles. Land uses vary. Be sure to check all federal, state, and local ordinances.

### Inside the seven-county metro area, you **may** ride:

- on your own land
- on land that is posted with signs stating “snowmobiles allowed”
- on land other than your own, with written or spoken permission of the landowner, occupant, or lessee
- on the groomed area of a snowmobile trail.

### Outside the seven-county metro area, you **may** ride:

- on your own land
- on agricultural land that you have been given permission from the landowner to ride on
- on land, other than agricultural land, that you have not been told verbally, by written warning, or by posted signs, that riding is prohibited
- on the groomed area of a snowmobile trail.



### When making a direct crossing of a street or road, you **must**:

- bring the snowmobile to a complete stop before crossing whether there is a stop sign or not
- yield to all on-coming traffic
- have both front and rear lights on when crossing between one-half hour after sunset to one-half hour before sunrise, or during periods of



reduced visibility (see page 30 for sunrise/sunset table)

- cross at a 90-degree angle with respect to the road
- cross a divided road at an intersection.

## Where You May **NOT** Ride:

- on the roadway, shoulder, or inner slope of the ditch of a state or county road
- on the median of a four-lane roadway
- within the right-of-way of any interstate
- on the right-of-way between opposing lanes of traffic
- against traffic at night within the road right-of-way
- at airports
- in any state park, state recreation area, state historic site, wildlife management area, or state scientific and natural area with the exception of posted snowmobile trails and areas
- in any wildlife management area south of U.S. Highway 2 from Grand Forks east to Bemidji, then south along U.S. Highway 71 to Wadena, then east along U.S. Highway 10 to Staples and U.S. Highway 210 to the eastern boundary of the state, without written permission from the DNR
- on any iced-over waters located in a restricted area or iced-over waters where you don't have legal access
- in any areas restricted by local ordinances or municipalities
- in a tree nursery or planting area
- on state forest lands that are posted or designated closed
- in National Wildlife Refuges, Waterfowl Production Areas, or the Boundary Waters Canoe Area Wilderness. For more information contact your local U.S. Fish and Wildlife Service.

Municipalities, counties, school districts, and other political subdivisions or state agencies may impose further restrictions on snowmobiling on property not owned by the operator. Check local ordinances by contacting the city or municipality where you wish to ride.

### Inside the seven-county metro area, you may **NOT** ride:

- on land that you do not own, unless given written or oral permission to ride on that land by the owner, occupant, or lessee, or unless signs are posted stating "snowmobiling is allowed."



### Outside the seven-county metro area, you may **NOT** ride:

- on land that you have been told not to orally, in writing, or by posted signs
- on agricultural land without the permission of the owner.

## Other Prohibitions

### You May NOT:

- operate your snowmobile in a careless, reckless, or heedless manner that endangers the operator, or property of another, or causes injury or damage (Intentionally driving over open water, or water skipping, may be considered careless or reckless unless done as an authorized event.)
- litter
- enter or leave lands by cutting wire or tearing down a fence
- mutilate, destroy, damage, or remove any shelter, comfort station, or facility of any trail on state land or any state grant-in-aid trail
- post, damage, or remove any signs on any lands or waters unless you are the landowner, occupant, or lessee of the property
- operate on state forest lands in a manner that causes erosion or rutting, damages, or destroys trees or growing crops
- operate on state forest lands on a trail that is posted for non-motorized use

#### **Special Provision - Richard J. Dorer Memorial Hardwood Forest:**

Motor vehicles and snowmobiles may operate only on forest roads that are not posted closed and on forest trails that are designated for motorize use. No motorized travel is allowed off of designated trails under any circumstances.

- operate a snowmobile with metal traction devices on paved public trails except as specifically allowed by state or local government.
  - Metal traction device means any metal device, or array of metal devices, attached to a snowmobile track to enhance traction. This includes metal components that extend more than one-fourth inch from the bottom of the track. *Note: Metal cleats affixed perpendicular to the direction of travel of a 1981 or earlier snowmobile are not considered a metal traction device.*
  - A metal traction device sticker is no longer required.

## Minnesota Trespass Laws

Trespass is the most frequent complaint landowners have against snowmobilers. Always ask for permission before entering private land.



### Always respect private lands. **ASK FIRST!**

- Always ask first before entering private lands even if it's not posted. You will improve relationships between landowners and snowmobilers.
- Just because property isn't posted that doesn't mean you have a right to enter someone else's private property. The posted signs indicate the landowner's intention to prevent unauthorized entry.

If you violate Minnesota's trespass laws you will be guilty of a misdemeanor or gross misdemeanor, or may be charged with a civil penalty. A misdemeanor is punishable by fines of up to \$1,000 and a jail sentence of up to 90 days. Civil penalties range from \$50 for a first time violation to \$500 and loss of registration for a third violation.

You are guilty of a gross misdemeanor when you:

- knowingly disregard signs prohibiting trespass
- trespass after the landowner tells you not to
- violate the trespass law twice in three years.

If you are convicted of a gross misdemeanor, you will be subject to fines up to \$3,000 and up to one year in jail, your machine's registration will be null and void, and you will lose all hunting privileges for two years.

**You must have permission to:**

- enter posted land
- enter land inside the seven-county metro area that you do not own, unless given written or oral permission to ride on that land by the owner, occupant, or lessee, or unless signs are posted stating "snowmobiling is allowed"
- enter agricultural land. "Agricultural land" is land that is plowed or tilled; has standing crops or crop residue; is within a maintained fence for enclosing domestic livestock; is planted native or introduced hay land or grassland; or is planted to short rotation woody crops (hybrid poplar and other woody plants that are harvested for their fiber within 15 years of planting).

All planted grassland, hay land, and short rotation woody crop land meet the definition of agricultural land, including grasslands enrolled in the federal Conservation Reserve Program (CRP), Conservation Reserve Enhancement Program (CREP), or the state RIM Reserve Program. These lands do not need to be posted to prevent unauthorized trespass.

**You may NOT:**

- wound or kill another person's domestic animal or destroy private property
- pass through a closed gate without returning it to the original position
- stray off the groomed portions of marked state trails.

## Snowmobiling While Intoxicated (SWI)

Operating a snowmobile while under the influence of alcohol, a controlled substance, or other hazardous substance is unlawful. Operators who are impaired may be required to submit to tests by an enforcement officer to determine the presence of these substances. There is a separate additional criminal penalty for refusal to submit to the test requests, and the person's snowmobiling privileges will be suspended for one year upon refusal. SWI convictions and refusals are recorded on the violator's driver's license record and may affect their driver's license privileges.

An operator who is found to be impaired can be charged with a misdemeanor, gross misdemeanor, or felony level Driving While Intoxicated (DWI). Persons convicted of a misdemeanor will be subject to: up to \$1000 fine (plus surcharges); possible jail sentence; and loss of snowmobile operating privileges for one year.

In addition to the above misdemeanor penalties, the following gross misdemeanor penalty provisions may apply if the person has any prior DWI violations, has an alcohol concentration of .20 or more, or has a child under 16 years of age with them on the snowmobile:

- up to \$3,000 fine
- longer, mandatory jail time
- chemical use assessment and long-term monitoring programs
- loss of motor vehicle driver's license privileges
- motor vehicle plate impoundment of all motor vehicles owned or leased individually or jointly by the person
- forfeiture of the snowmobile, substantially higher fines, and mandatory jail time.

If a person has three or more DWI convictions or revocations in the last 10 years, or has a prior felony conviction, they can be sentenced to 3-7 years in jail, up to \$14,000 fine, or both. Longer license revocations would also be imposed.

## Speed Limits

You may **NOT** operate a snowmobile:

- in excess of **50 MPH** on any public lands or waters
- in excess of the posted speed limits on a trail
- at a speed greater than various trail, terrain and visibility conditions dictate
- in excess of a road's posted speed limit or **50 MPH**, whichever is **LOWER**, while operating in the ditch
- in excess of any governmental unit snowmobile speed limit.

Governmental units include any city, county, municipality, township, or conservation district.

A county may enact a daytime 65mph speed limit for marked trails on lakes that are over 10,000 acres. The county would need to pass an ordinance and receive approval of the ordinance by the Commissioner of DNR. Individual counties may have more information on the location and status of any designated 65 mph trails.

## Training for Offenders

A person who is convicted of two or more speeding violations in a snowmobile season, or for careless or reckless operation, must successfully complete a snowmobile safety training course before operating a snowmobile.

## Accidents

Minnesota has worked hard to reduce snowmobiling accidents, injuries, and fatalities through education and safety training programs. The largest contributing factor to crashes is excessive speed, followed by alcohol usage. If you are involved in a snowmobile accident that results in injury requiring medical attention, death, or damage of more than \$500, you must file an official accident report with the Department of Natural Resources [within 48 hours of the accident](#).

## Enforcement

Conservation officers, deputy sheriffs, police officers and other peace officers are responsible for the enforcement of Minnesota's snowmobile laws. Whenever an enforcement officer signals you, you must stop.

- Fleeing an enforcement officer is a felony and the snowmobile used may be forfeited.
- Part of a conservation officer's duty is to ensure your safety while snowmobiling. If you need an enforcement officer, you may contact one by phone, in person, or by mail (see page 29).

## Ability of Operators

The owner or person in lawful control of a snowmobile is subject to penalties if he or she knowingly allows the snowmobile to be operated by someone physically or mentally unable to drive the vehicle safely, or is under the influence of drugs or alcohol.

## Penalties

Violation of most snowmobile statutes and rules are misdemeanors and carry a fine of up to \$1000 and imprisonment for up to 90 days. Youth violations may result in snowmobile safety certificate suspension. Also, snowmobiles used in burglaries, fleeing a peace officer or a second DWI may be subject to seizure and confiscation or forfeiture.

A person operating a snowmobile with metal traction devices on any paved trail is guilty of a petty misdemeanor punishable by a civil penalty or criminal fine of \$50 for the first offense, \$200 for the second offense, and \$500 for the third or subsequent offense. Criminal fines will be subject to court surcharges and fees in addition to this penalty amount.

## GAME LAWS RELATED TO SNOWMOBILING

### General Restrictions

You may not:

- transport a firearm on a snowmobile unless it is unloaded and completely enclosed in a case, or is a handgun carried under a valid permit to carry
- transport an archery bow on a snowmobile unless it is unstrung or enclosed in a case
- use a snowmobile to chase, run over, or kill a wild animal
- shoot or attempt to shoot an animal from a snowmobile.

**To reduce disturbance during prime hunting hours, a person possessing a valid deer license may operate a snowmobile during the firearms deer season only:**

- before legal shooting hours (one-half hour before sunrise)
  - from 11 a.m. until 2 p.m.
  - after legal shooting hours (one-half hour after sunset).
- See page 30 for sunset/sunrise table.

This regulation applies to all public and private lands and waters except for people who are using a snowmobile as a part of their occupation on their own land and are not in possession of a firearm.

### Special Permits for Disabled People

- A permit to operate snowmobiles during the legal shooting hours for deer may be issued by your local conservation officer in the event of an emergency or another unusual condition.
- A permit may be issued to shoot from a standing snowmobile to a licensed hunter who has a permanent physical disability and is unable to step from a vehicle without the aid of wheelchair, crutches, braces, or other mechanical support or prosthetic device; or is required to use

supplemental oxygen to assist breathing because they are unable to walk any distance because of a permanent lung, heart, or other internal disease. For more details contact the Department of Natural Resources Information Center in the Twin Cities (651) 296-6157, or toll free 1-888-MINNDNR (646-6367).

## MORE INFORMATION

**For information on snowmobile trails; maps of state parks, forests, and state trails; weekly snow reports; and other information contact:**

**DNR Information Center**

500 Lafayette Road

St. Paul, MN 55155-4040

Twin Cities: 651-296-6157

Toll free 1-888-MINNDNR (646-6367)

**Hearing impaired**

Twin Cities: 651-296-5484

Toll free: 1-800-657-3929

**DNR Web Site**

[www.dnr.state.mn.us](http://www.dnr.state.mn.us)

**For information about snowmobile registration contact:**

**Minnesota Department of Natural Resources**

License Center

500 Lafayette Road

St. Paul, MN 55155-4026

651-296-2316 • Toll free: 1-800-285-2000

**To report a violation contact:**

Your local police department, sheriff's office, the state patrol, or a DNR conservation officer. Conservation officers are dispatched through the state patrol. To reach a conservation officer call your nearest state patrol headquarters.

**For information on scheduled snowmobile safety classes in different areas throughout the state:**

- [www.dnr.state.mn.us](http://www.dnr.state.mn.us)
- DNR Information Center: Twin Cities (651) 296-6157  
Toll Free 1-888-MINNDNR (646-6367)
- Snowmobile Safety Training Program Headquarters  
Camp Ripley, Little Falls, MN: 1-800-366-8917

# GRANT-IN-AID PROGRAM

The Grant-in-Aid Program is a cooperative effort between the Minnesota DNR, local governments, local snowmobile organizations, and private landowners who provide the majority of Minnesota's 20,000 miles of snowmobile trails. Funded through snowmobile registration and Snowmobile State Trail Sticker fees and gas taxes, the grant-in-aid program helps local groups and clubs develop and maintain trails and recreation areas.

Many grant-in-aid trails throughout the state run through private property. Stay on good terms with these landowners by staying on marked trails. Don't jeopardize your ability to use private lands.

Remember when operating on grant-in-aid trails to have a Snowmobile State Trail Sticker.

# SUNRISE/SUNSET TABLE

| OCT.    |        | NOV.    |        | DEC.    |        |    | JAN.    |        | FEB.    |        | MAR.    |        | APR.    |        |
|---------|--------|---------|--------|---------|--------|----|---------|--------|---------|--------|---------|--------|---------|--------|
| Rise AM | Set PM | Rise AM | Set PM | Rise AM | Set PM |    | Rise AM | Set PM | Rise AM | Set PM | Rise AM | Set PM | Rise AM | Set PM |
| 7:11    | 6:54   | 6:51    | 5:02   | 7:31    | 4:33   | 1  | 7:52    | 4:42   | 7:33    | 5:21   | 6:52    | 6:00   | 5:55    | 6:41   |
| 7:12    | 6:52   | 6:53    | 5:00   | 7:32    | 4:33   | 2  | 7:52    | 4:43   | 7:32    | 5:22   | 6:50    | 6:02   | 6:53    | 7:42   |
| 7:13    | 6:51   | 6:54    | 4:59   | 7:33    | 4:33   | 3  | 7:52    | 4:44   | 7:31    | 5:24   | 6:48    | 6:03   | 6:51    | 7:43   |
| 7:14    | 6:49   | 6:55    | 4:58   | 7:34    | 4:32   | 4  | 7:52    | 4:45   | 7:30    | 5:25   | 6:46    | 6:04   | 6:49    | 7:44   |
| 7:16    | 6:47   | 6:57    | 4:56   | 7:35    | 4:32   | 5  | 7:51    | 4:46   | 7:29    | 5:27   | 6:45    | 6:06   | 6:47    | 7:46   |
| 7:17    | 6:45   | 6:58    | 4:55   | 7:36    | 4:32   | 6  | 7:51    | 4:47   | 7:27    | 5:28   | 6:43    | 6:07   | 6:45    | 7:47   |
| 7:18    | 6:43   | 6:59    | 4:54   | 7:37    | 4:32   | 7  | 7:51    | 4:48   | 7:26    | 5:29   | 6:41    | 6:08   | 6:43    | 7:48   |
| 7:19    | 6:41   | 7:01    | 4:53   | 7:38    | 4:32   | 8  | 7:51    | 4:49   | 7:25    | 5:31   | 6:39    | 6:10   | 6:42    | 7:49   |
| 7:21    | 6:40   | 7:02    | 4:51   | 7:39    | 4:32   | 9  | 7:51    | 4:50   | 7:23    | 5:32   | 6:37    | 6:11   | 6:40    | 7:51   |
| 7:22    | 6:38   | 7:04    | 4:50   | 7:40    | 4:32   | 10 | 7:50    | 4:52   | 7:22    | 5:34   | 6:36    | 6:12   | 6:38    | 7:52   |
| 7:23    | 6:36   | 7:05    | 4:49   | 7:41    | 4:32   | 11 | 7:50    | 4:53   | 7:20    | 5:35   | 6:34    | 6:14   | 6:36    | 7:53   |
| 7:25    | 6:34   | 7:06    | 4:48   | 7:42    | 4:32   | 12 | 7:50    | 4:54   | 7:19    | 5:37   | 6:32    | 6:15   | 6:34    | 7:54   |
| 7:26    | 6:32   | 7:08    | 4:47   | 7:43    | 4:32   | 13 | 7:49    | 4:55   | 7:18    | 5:38   | 6:30    | 6:16   | 6:33    | 7:56   |
| 7:27    | 6:31   | 7:09    | 4:46   | 7:44    | 4:32   | 14 | 7:49    | 4:56   | 7:16    | 5:39   | 6:28    | 6:18   | 6:31    | 7:57   |
| 7:28    | 6:29   | 7:10    | 4:45   | 7:44    | 4:32   | 15 | 7:48    | 4:58   | 7:15    | 5:41   | 6:26    | 6:19   | 6:29    | 7:58   |
| 7:30    | 6:27   | 7:12    | 4:44   | 7:45    | 4:32   | 16 | 7:48    | 4:59   | 7:13    | 5:42   | 6:25    | 6:20   | 6:27    | 7:59   |
| 7:31    | 6:25   | 7:13    | 4:43   | 7:46    | 4:33   | 17 | 7:47    | 5:00   | 7:12    | 5:44   | 6:23    | 6:21   | 6:26    | 8:01   |
| 7:32    | 6:24   | 7:14    | 4:42   | 7:46    | 4:33   | 18 | 7:46    | 5:01   | 7:10    | 5:45   | 6:21    | 6:23   | 6:24    | 8:02   |
| 7:34    | 6:23   | 7:16    | 4:41   | 7:47    | 4:33   | 19 | 7:46    | 5:03   | 7:08    | 5:46   | 6:19    | 6:24   | 6:23    | 8:03   |
| 7:35    | 6:20   | 7:17    | 4:40   | 7:48    | 4:34   | 20 | 7:45    | 5:04   | 7:07    | 5:48   | 6:17    | 6:25   | 6:21    | 8:05   |
| 7:36    | 6:19   | 7:18    | 4:39   | 7:48    | 4:34   | 21 | 7:44    | 5:05   | 7:05    | 5:49   | 6:15    | 6:27   | 6:19    | 8:06   |
| 7:38    | 6:17   | 7:20    | 4:39   | 7:49    | 4:35   | 22 | 7:43    | 5:07   | 7:04    | 5:51   | 6:13    | 6:28   | 6:17    | 8:07   |
| 7:39    | 6:16   | 7:21    | 4:38   | 7:49    | 4:35   | 23 | 7:42    | 5:08   | 7:02    | 5:52   | 6:11    | 6:29   | 6:16    | 8:08   |
| 7:40    | 6:14   | 7:22    | 4:37   | 7:50    | 4:36   | 24 | 7:42    | 5:10   | 7:00    | 5:53   | 6:10    | 6:30   | 6:14    | 8:10   |
| 7:42    | 6:13   | 7:24    | 4:36   | 7:50    | 4:37   | 25 | 7:41    | 5:11   | 6:59    | 5:55   | 6:08    | 6:32   | 6:12    | 8:11   |
| 7:43    | 6:11   | 7:25    | 4:36   | 7:50    | 4:37   | 26 | 7:40    | 5:12   | 6:57    | 5:56   | 6:06    | 6:33   | 6:11    | 8:12   |
| 7:44    | 6:09   | 7:26    | 4:35   | 7:51    | 4:38   | 27 | 7:39    | 5:14   | 6:55    | 5:58   | 6:04    | 6:34   | 6:09    | 8:13   |
| 7:46    | 6:08   | 7:27    | 4:35   | 7:51    | 4:39   | 28 | 7:38    | 5:15   | 6:53    | 5:59   | 6:02    | 6:35   | 6:08    | 8:15   |
| 7:47    | 6:06   | 7:28    | 4:34   | 7:51    | 4:39   | 29 | 7:37    | 5:17   |         |        | 6:00    | 6:37   | 6:06    | 8:16   |
| 6:48    | 5:05   | 7:30    | 4:34   | 7:51    | 4:40   | 30 | 7:36    | 5:18   |         |        | 5:58    | 6:38   | 6:05    | 8:17   |
| 6:50    | 5:03   |         |        | 7:51    | 4:41   | 31 | 7:35    | 5:19   |         |        | 5:56    | 6:39   |         |        |

## Sunrise/Sunset Table

- Times shown are Central Daylight Saving Time through October 29, 2005. Central Standard Time applies for all dates through April 1, 2006.
- The times in the table are for the longitudinal line running north and south through Minneapolis/St. Paul. To use the table to find the sunrise or sunset hours of the area you wish to snowmobile, locate the area on the map below and add or subtract the minutes shown above the map to the time in the table

