




Minnesota Gambling Control Board

Suite 300 South  
1711 West County Rd B  
Roseville, MN 55113  
651-639-4000

**TO:** Honorable Tim Pawlenty, Governor  
Honorable Margaret Anderson Kelliher, Speaker of the House  
Honorable James Metzen, President of the Senate  
Senate Research  
House Research  
Legislative Committee Members

**FROM:** Tom Barrett  
Executive Director 

**DATE:** January 11, 2007

**RE:** FY06 Financial Summary for Licensed Lawful Gambling Organizations

The attached report is a result of legislation passed during the 2005 session (MS 349.151, subd. 4(a),(9)), requiring the Board to report to the Governor and Legislature a financial summary for each licensed organization depicting gross receipts, prizes paid, expenses, and charitable donations. The creation of this report was prompted in response to a program evaluation by the Office of the Legislative Auditor (January 2005). The audit recommended that the legislature consider changes in regulation and to increase the focus on the use of charitable gambling proceeds. This report is a partial result of implementing those recommendations.

**Report highlights:**

- \$113,354,000 was spent on total "Lawful Purpose" donations in FY06.
- \$48,367,000 was spent on "charitable" donations (43% of total Lawful Purpose donations).
- \$55,149,000 was spent on taxes and fees (48% of total Lawful Purpose donations).
- Veteran organizations account for 29% of the total licensed organizations.
- The percentage of taxes/fees paid by organizations ranges from 3.4% to 48.7% of net profits.
- The overall effective rate of taxes paid compared to gross receipts is 4.2%
- Approximately 23% of licensed organizations are exceeding the current expense limit of 60%
- \$120,688,000 was spent on total operating expenses (51.6% of net profits).

This report is sorted alphabetically, by licensed organization. Additional "sorts" (by city, etc) can be provided upon request. If you have any questions, please let me know!

Attachment

# Gambling Control Board

## Report to the Governor and Legislature

### FY2006 Financial Summary for Licensed Lawful (Charitable) Gambling Organizations

(MS 349.151, Subd. 4(a)(9) requires the Gambling Control Board to report annually to the governor and legislature a financial summary for each licensed organization)

#### GROSS RECEIPTS, PRIZES PAID, OPERATING EXPENSE, FUNDS AVAILABLE FOR DONATIONS

\$1,281,516,000	Gross Receipts - all money received from the five forms of lawful (charitable) gambling
(\$1,047,600,000)	Less Prizes Paid (81.75%)
<b>\$233,916,000</b>	<b>Net Receipts (18.25%)</b>
\$233,916,000	100.0% Net Receipts
(\$120,688,000)	51.6% Less Allowable (Operating) Expenses <sup>(1)</sup> - expenses directly related to conduct of gambling such as salaries, rent, product, supplies
(\$1,946,000)	0.8% Less Capital Assets and Improvements - expenditures or contributions requiring approval by Gambling Control Board (mostly building repairs)
<b>\$111,302,000</b>	<b>47.6% Amount available for Lawful Purpose Expenditures or Contributions (LPE), including taxes and fees, charitable contributions, and other lawful purpose)</b>

#### ACTUAL FUNDS SPENT DURING FY2006

\$55,149,000	23.6% LPE spent on Taxes and Fees (taxes related to gambling, the .1% Board fee, and licensing fees paid to Gambling Control Board)
\$48,367,000	20.7% LPE spent on Charitable Donations (See chart FY2006 Charitable Contribution Breakdown for donations that meet charitable definition)
\$9,838,000	4.2% Other LPE (miscellaneous allowed items such as audit costs, real estate taxes, and veteran utilities)
<b>\$113,354,000</b>	<b>48.5% Actual amount spent in FY2006 <sup>(2)</sup></b>

#### Organization Type: <sup>(3)</sup>

Veterans	378	29%	Legions, VFWs, Auxiliaries, etc.
Fraternal / Civic Clubs	324	24%	Elks, Eagles, Moose, Lions, Jaycees, etc.
Youth Programs	210	16%	Athletic, musical, etc.
Fire Departments	183	14%	Fire Relief Associations
Outdoor	105	8%	ATV, conservation, fishing, hunting, lakes, snowmobile, trails, etc.
Church / School	97	7%	Churches, private schools
Miscellaneous	26	2%	Animal shelters, arts, commercial clubs, library, medical, etc.
<b>TOTAL</b>	<b>1,323</b>	<b>100%</b>	

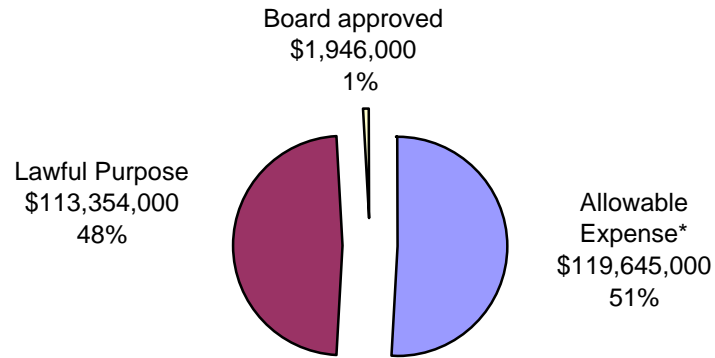
<sup>(1)</sup> Some organizations exceeded the expense limit allowed by law and were required to reimburse the overage from non-gambling funds. Total reimbursement was \$1,043,000.

<sup>(2)</sup> Organizations are not required to spend 100% of net receipts annually. Money may be carried over from one year to the next (usually for larger projects).

<sup>(3)</sup> 1% of the organizations did not respond by the deadline. Organizations with less than a full year of activity were not included.

# Gambling Control Board Report

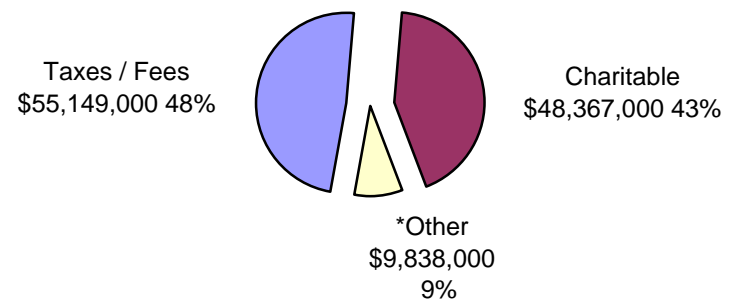
## Net Receipts FY2006



**FY2006 Total Net Receipts Deposited \$233,916,000**  
**FY2006 Total Net Receipts Spent \$234,945,000**

\*Amount includes reimbursement of \$1,043,000 for excess expenses

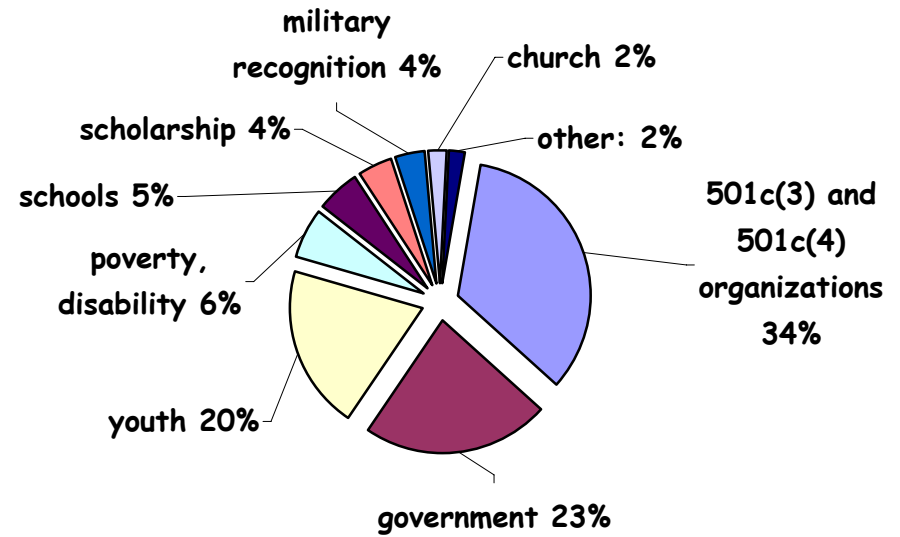
## FY2006 Lawful Purpose Breakdown



**Total Lawful Purpose Expenditures \$113,354,000**

\* Real estate taxes, veteran utility costs and events

## FY2006 Charitable Contribution Breakdown



Amount	Percentage	Description	GCB Code
\$16,430,100	33.97%	501c(3) and 501c(4) organizations	A1
\$10,944,000	22.63%	government	A10
\$9,642,200	19.94%	youth	A7
\$2,954,100	6.11%	poverty, disability	A2
\$2,625,000	5.43%	schools	A4
\$2,009,000	4.15%	scholarship	A5
\$1,730,700	3.58%	military recognition	A6
\$1,025,600	2.12%	church	A11
\$1,006,100	2.08%	miscellaneous	
<b>\$48,366,800</b>	<b>100.00%</b>		
\$15,600		Misc. - problem gambling	A3
\$385,000		Misc. - wildlife management, trails, DNR	A13
\$316,200		Misc. - food shelves, nutritional programs	A14
\$116,300		Misc. - community arts	A15
\$173,000		Misc. - humanitarian	A19

Organization	City	Gross Receipts	Prizes	Net Receipts	Allowable Expenses		Excess Exp Reimb	Capital Assets Improvements	Lawful Purpose		Lawful Purpose		Lawful Purpose		Lawful Purpose	
					AE total	Percent			Total	Percent	Charitable	Percent	Other	Percent	Taxes/Fee	Percent
621 Foundation	New Brighton	1,889,559	1,375,931	513,628	326,286	63.5%	(25,000)	0	207,294	40.4%	143,385	27.9%	4,300	0.8%	59,609	11.6%
Abate of Minn	Marshall	120,910	76,392	44,518	7,515	16.9%	0	0	25,984	58.4%	18,829	42.3%	0	0.0%	7,155	16.1%
AF of L Union Rochester Club	Rochester	1,358,967	1,131,801	227,165	144,836	63.8%	0	0	77,466	34.1%	3,000	1.3%	9,050	4.0%	65,416	28.8%
Air Force Assoc General EW Rawlin	Minneapolis	748,836	544,713	204,123	131,467	64.4%	(14,496)	0	77,521	38.0%	42,046	20.6%	6,262	3.1%	29,214	14.3%
Aitkin Fire Dept Relief Association	Aitkin	742,201	623,656	118,545	59,189	49.9%	0	0	48,436	40.9%	28,200	23.8%	2,600	2.2%	17,636	14.9%
Aitkin Lions Club	Aitkin	1,199,959	1,001,087	198,872	107,787	54.2%	0	0	95,032	47.8%	43,628	21.9%	2,630	1.3%	48,774	24.5%
Aitkin Quarterback Club	Aitkin	627,899	516,483	111,416	50,968	45.7%	0	0	63,292	56.8%	47,070	42.2%	2,500	2.2%	13,722	12.3%
Albany Fire Dept	Albany	270,859	212,929	57,930	30,799	53.2%	0	0	22,037	38.0%	14,769	25.5%	1,500	2.6%	5,768	10.0%
Albany Jaycees	Albany	388,133	300,636	87,497	35,890	41.0%	0	0	41,813	47.8%	31,282	35.8%	2,525	2.9%	8,006	9.2%
Albany Lions Club	Albany	406,730	328,696	78,034	41,387	53.0%	0	0	39,110	50.1%	27,543	35.3%	1,400	1.8%	10,167	13.0%
Albert Lea Amateur Hockey Associa	Albert Lea	912,554	731,026	181,528	100,971	55.6%	0	0	75,827	41.8%	44,945	24.8%	4,300	2.4%	26,582	14.6%
Albert Lea Wrestling Boosters	Albert Lea	447,047	364,500	82,547	48,945	59.3%	0	0	35,899	43.5%	28,550	34.6%	0	0.0%	7,349	8.9%
Albertville Lions Club	Albertville	2,490,643	2,069,783	420,860	180,846	43.0%	0	0	235,611	56.0%	96,336	22.9%	4,350	1.0%	134,925	32.1%
Alborn Sno Devils	Alborn	978,974	832,942	146,032	65,062	44.6%	0	58,735	43,437	29.7%	7,346	5.0%	2,300	1.6%	33,791	23.1%
Aldrich Lions Club	Aldrich	138,957	121,141	17,816	11,797	66.2%	0	0	8,947	50.2%	5,567	31.2%	1,200	6.7%	2,180	12.2%
Alexandria Area Hockey Associatio	Alexandria	426,675	314,025	112,650	28,590	25.4%	0	0	71,775	63.7%	59,318	52.7%	1,300	1.2%	11,157	9.9%
Aliveness Project Minneapolis	Minneapolis	832,860	655,217	177,643	94,559	53.2%	0	0	94,148	53.0%	61,875	34.8%	2,870	1.6%	29,403	16.6%
Almar Club Sports	St. Cloud	130,645	105,250	25,395	4,679	18.4%	0	0	22,290	87.8%	18,500	72.8%	0	0.0%	3,790	14.9%
Altura Volunteer Fire Relief Associa	Altura	657,779	522,348	135,431	77,203	57.0%	0	0	53,419	39.4%	34,433	25.4%	3,500	2.6%	15,486	11.4%
Alvarado Lions Club	Alvarado	799,129	695,073	104,056	46,010	44.2%	0	0	62,570	60.1%	38,655	37.1%	2,000	1.9%	21,915	21.1%
Amboy Firemens Relief Association	Amboy	170,918	136,740	34,178	22,095	64.6%	0	0	13,492	39.5%	10,045	29.4%	0	0.0%	3,447	10.1%
American Business Womens Chapt	Shoreview	3,266,041	2,621,205	644,836	362,054	56.1%	0	0	262,340	40.7%	118,601	18.4%	4,070	0.6%	139,669	21.7%
American Legion Post 10	Lake Benton	261,281	201,238	60,043	36,176	60.3%	0	0	22,320	37.2%	15,165	25.3%	1,595	2.7%	5,560	9.3%
American Legion Post 101	Melrose	1,125,364	905,523	219,841	86,569	39.4%	0	0	150,181	68.3%	87,742	39.9%	17,492	8.0%	44,947	20.4%
American Legion Post 102	Anoka	2,318,130	1,876,475	441,655	227,970	51.6%	0	0	225,056	51.0%	50,767	11.5%	61,738	14.0%	112,551	25.5%
American Legion Post 104	Litchfield	836,953	678,346	158,607	83,364	52.6%	0	0	78,083	49.2%	20,294	12.8%	32,675	20.6%	25,114	15.8%
American Legion Post 105	Lyle	358,165	296,364	61,801	33,678	54.5%	0	0	30,229	48.9%	12,117	19.6%	10,086	16.3%	8,026	13.0%
American Legion Post 108	Le Center	237,246	182,687	54,559	26,114	47.9%	0	0	29,868	54.7%	21,707	39.8%	2,896	5.3%	5,265	9.7%
American Legion Post 109	Two Harbors	655,754	545,750	110,004	84,250	76.6%	0	0	28,392	25.8%	7,011	6.4%	4,866	4.4%	16,515	15.0%
American Legion Post 11	Mankato	323,313	241,370	81,943	46,788	57.1%	0	0	34,920	42.6%	3,040	3.7%	22,120	27.0%	9,760	11.9%
American Legion Post 110	Lake City	173,518	136,748	36,770	23,702	64.5%	(3,154)	0	9,697	26.4%	3,978	10.8%	960	2.6%	4,759	12.9%
American Legion Post 112	Elk River	1,597,858	1,293,015	304,843	185,246	60.8%	0	0	124,003	40.7%	6,304	2.1%	42,513	13.9%	75,186	24.7%
American Legion Post 113	Marshall	692,230	533,244	158,987	84,172	52.9%	(93)	0	75,322	47.4%	46,573	29.3%	12,111	7.6%	16,638	10.5%
American Legion Post 117	Thief River Falls	789,787	647,603	142,184	89,844	63.2%	0	947	63,924	45.0%	31,290	22.0%	11,150	7.8%	21,484	15.1%
American Legion Post 118	Wayzata	88,802	69,492	19,310	8,278	42.9%	0	0	10,923	56.6%	2,655	13.7%	6,538	33.9%	1,730	9.0%
American Legion Post 119	Byron	303,177	226,534	76,643	39,352	51.3%	(283)	0	41,120	53.7%	17,741	23.1%	16,046	20.9%	7,332	9.6%
American Legion Post 12	Long Prairie	330,509	268,283	62,226	25,117	40.4%	0	0	36,046	57.9%	13,951	22.4%	15,558	25.0%	6,537	10.5%
American Legion Post 122	Deer River	801,669	639,500	162,170	78,594	48.5%	0	0	56,362	34.8%	17,639	10.9%	14,097	8.7%	24,626	15.2%
American Legion Post 123	Luverne	52,533	40,241	12,292	2,773	22.6%	0	0	9,640	78.4%	2,473	20.1%	5,476	44.5%	1,691	13.8%
American Legion Post 126	Cosmos	225,144	183,962	41,182	13,774	33.4%	0	0	30,528	74.1%	3,479	8.4%	21,673	52.6%	5,376	13.1%
American Legion Post 130	Jackson	305,856	240,962	64,894	42,369	65.3%	0	0	17,140	26.4%	5,082	7.8%	4,915	7.6%	7,143	11.0%
American Legion Post 131	Maple Lake	925,789	763,264	162,525	78,996	48.6%	0	0	76,936	47.3%	42,900	26.4%	2,941	1.8%	31,095	19.1%
American Legion Post 132	New Ulm	232,399	186,355	46,044	31,972	69.4%	0	0	10,657	23.1%	3,710	8.1%	2,075	4.5%	4,872	10.6%
American Legion Post 134	Walker	1,171,351	971,925	199,426	92,345	46.3%	0	0	99,775	50.0%	21,596	10.8%	22,535	11.3%	55,644	27.9%
American Legion Post 134 Aux	Walker	54,149	41,855	12,295	10,650	86.6%	0	0	7,545	61.4%	5,847	47.6%	0	0.0%	1,698	13.8%
American Legion Post 135	Hector	66,560	52,757	13,803	9,852	71.4%	0	0	5,818	42.1%	4,276	31.0%	0	0.0%	1,542	11.2%
American Legion Post 136	Flensburg	267,765	230,453	37,312	24,088	64.6%	0	0	18,636	49.9%	9,764	26.2%	3,706	9.9%	5,166	13.8%

Organization	City	Gross Receipts	Prizes	Net Receipts	Allowable Expenses		Excess Exp Reimb	Capital Assets Improvements	Lawful Purpose		Lawful Purpose		Lawful Purpose		Lawful Purpose	
					AE total	Percent			Total	Percent	Charitable	Percent	Other	Percent	Taxes/Fee	Percent
American Legion Post 137	Royalton	132,439	101,081	31,358	19,174	61.1%	0	0	16,763	53.5%	4,967	15.8%	7,762	24.8%	4,034	12.9%
American Legion Post 14	Bemidji	1,466,794	1,260,652	206,142	84,469	41.0%	0	0	126,093	61.2%	18,955	9.2%	37,520	18.2%	69,618	33.8%
American Legion Post 141	Silver Lake	710,226	592,402	117,824	59,222	50.3%	0	0	57,407	48.7%	25,058	21.3%	14,217	12.1%	18,132	15.4%
American Legion Post 145	Howard Lake	542,654	447,351	95,303	39,652	41.6%	0	0	46,060	48.3%	6,602	6.9%	26,037	27.3%	13,421	14.1%
American Legion Post 146	Adams	327,581	265,134	62,447	24,051	38.5%	0	0	40,741	65.2%	15,802	25.3%	17,662	28.3%	7,277	11.7%
American Legion Post 147	Big Lake	2,472,216	2,102,714	369,502	200,141	54.2%	0	0	186,190	50.4%	10,374	2.8%	34,647	9.4%	141,169	38.2%
American Legion Post 149	Morristown	448,978	334,857	114,120	69,257	60.7%	0	0	59,369	52.0%	25,314	22.2%	22,493	19.7%	11,562	10.1%
American Legion Post 15	Detroit Lakes	1,056,996	882,488	174,508	100,953	57.9%	0	0	64,175	36.8%	21,100	12.1%	11,636	6.7%	31,439	18.0%
American Legion Post 150	Waconia	182,227	151,763	30,466	20,449	67.1%	0	0	10,883	35.7%	5,730	18.8%	1,500	4.9%	3,653	12.0%
American Legion Post 157	East Grand Forks	2,991,491	2,537,486	454,005	186,770	41.1%	0	36,000	230,744	50.8%	59,549	13.1%	11,546	2.5%	159,649	35.2%
American Legion Post 158	Madison	66,931	55,119	11,812	2,919	24.7%	0	0	6,916	58.6%	2,332	19.7%	2,646	22.4%	1,939	16.4%
American Legion Post 16	Bagley	760,777	621,163	139,614	76,305	54.7%	0	0	66,682	47.8%	30,083	21.5%	15,372	11.0%	21,227	15.2%
American Legion Post 164	Stewartville	1,079,598	903,637	175,961	86,421	49.1%	0	3,631	93,907	53.4%	21,750	12.4%	28,912	16.4%	43,245	24.6%
American Legion Post 165	Bricelyn	189,891	158,215	31,676	13,671	43.2%	0	0	17,718	55.9%	5,264	16.6%	8,275	26.1%	4,179	13.2%
American Legion Post 167	Willmar	1,257,349	1,022,559	234,789	117,098	49.9%	0	0	127,874	54.5%	46,186	19.7%	35,284	15.0%	46,404	19.8%
American Legion Post 168	White Bear Lake	2,801,592	2,396,453	405,139	213,949	52.8%	0	0	196,005	48.4%	21,536	5.3%	7,852	1.9%	166,618	41.1%
American Legion Post 172	Osseo	2,693,548	2,255,797	437,751	174,980	40.0%	0	70,453	193,920	44.3%	11,311	2.6%	58,411	13.3%	124,198	28.4%
American Legion Post 173	Tracy	310,622	247,111	63,511	28,576	45.0%	0	0	30,500	48.0%	19,685	31.0%	4,126	6.5%	6,689	10.5%
American Legion Post 1776	Apple Valley	5,030,278	4,208,592	821,686	346,776	42.2%	0	7,000	597,410	72.7%	182,057	22.2%	91,292	11.1%	324,062	39.4%
American Legion Post 178	Milaca	366,417	282,579	83,838	48,569	57.9%	0	0	36,119	43.1%	9,779	11.7%	18,268	21.8%	8,072	9.6%
American Legion Post 179	Plainview	370,779	314,071	56,708	31,237	55.1%	0	0	28,557	50.4%	12,107	21.3%	11,145	19.7%	5,305	9.4%
American Legion Post 181	Lake Park	209,105	148,712	60,393	36,151	59.9%	0	0	23,771	39.4%	10,664	17.7%	5,868	9.7%	7,239	12.0%
American Legion Post 184	Pine Island	801,191	666,552	134,639	66,187	49.2%	0	0	67,791	50.4%	25,031	18.6%	19,661	14.6%	23,099	17.2%
American Legion Post 187	Glenwood	530,813	433,453	97,361	56,197	57.7%	0	0	45,614	46.9%	33,118	34.0%	2,498	2.6%	9,998	10.3%
American Legion Post 189	Farmington	1,521,465	1,252,328	269,137	124,622	46.3%	0	(1,213)	158,837	59.0%	15,722	5.8%	74,930	27.8%	68,185	25.3%
American Legion Post 19	Madelia	870,491	748,712	121,779	47,791	39.2%	0	0	68,231	56.0%	18,828	15.5%	21,294	17.5%	28,109	23.1%
American Legion Post 190	St. Charles	310,532	256,222	54,310	22,542	41.5%	0	0	22,118	40.7%	13,370	24.6%	1,826	3.4%	6,922	12.7%
American Legion Post 191	Caledonia	443,871	364,987	78,884	19,598	24.8%	0	0	42,885	54.4%	20,006	25.4%	14,373	18.2%	8,506	10.8%
American Legion Post 192	Elmore	319,198	253,200	65,998	45,014	68.2%	0	0	30,686	46.5%	13,943	21.1%	9,445	14.3%	7,299	11.1%
American Legion Post 2	Shakopee	393,523	308,439	85,084	51,498	60.5%	(3,924)	0	58,760	69.1%	18,627	21.9%	32,355	38.0%	7,778	9.1%
American Legion Post 20	Crookston	1,439,239	1,175,913	263,326	116,110	44.1%	0	15,365	132,506	50.3%	36,493	13.9%	30,358	11.5%	65,655	24.9%
American Legion Post 200	Winger	412,399	350,411	61,988	31,077	50.1%	0	0	28,629	46.2%	15,793	25.5%	3,400	5.5%	9,436	15.2%
American Legion Post 201	Mora	435,901	347,657	88,244	49,369	55.9%	0	0	40,568	46.0%	4,361	4.9%	25,583	29.0%	10,624	12.0%
American Legion Post 202	Hackensack	1,118,577	947,533	171,045	98,097	57.4%	0	0	69,174	40.4%	19,951	11.7%	6,386	3.7%	42,838	25.0%
American Legion Post 205	Fairfax	72,658	58,280	14,378	8,889	61.8%	0	0	5,210	36.2%	1,537	10.7%	1,745	12.1%	1,928	13.4%
American Legion Post 207	Cleveland	143,563	111,735	31,828	23,556	74.0%	0	0	12,788	40.2%	5,675	17.8%	3,604	11.3%	3,509	11.0%
American Legion Post 21	Moorhead	2,235,781	1,803,024	432,757	178,652	41.3%	0	42,900	202,791	46.9%	60,608	14.0%	40,970	9.5%	101,213	23.4%
American Legion Post 210	Wells	291,212	229,342	61,870	36,334	58.7%	0	0	25,794	41.7%	8,705	14.1%	11,636	18.8%	5,453	8.8%
American Legion Post 211	Holdingford	411,300	334,298	77,002	28,828	37.4%	0	0	46,132	59.9%	29,624	38.5%	6,929	9.0%	9,579	12.4%
American Legion Post 212	Park Rapids	5,224,127	4,562,507	661,620	243,029	36.7%	(1,274)	2,973	423,637	64.0%	58,130	8.8%	43,334	6.5%	322,172	48.7%
American Legion Post 214	Lancaster	106,875	87,560	19,315	12,247	63.4%	0	0	12,215	63.2%	2,236	11.6%	7,396	38.3%	2,583	13.4%
American Legion Post 216	Princeton	1,217,847	1,007,837	210,010	115,331	54.9%	0	0	70,227	33.4%	17,108	8.1%	4,050	1.9%	49,069	23.4%
American Legion Post 217	Baudette	951,056	803,093	147,963	80,720	54.6%	0	0	57,370	38.8%	15,947	10.8%	10,637	7.2%	30,785	20.8%
American Legion Post 22	Red Lake Falls	212,978	171,924	41,054	23,257	56.7%	0	0	15,535	37.8%	1,637	4.0%	8,865	21.6%	5,033	12.3%
American Legion Post 220	Mountain Iron	111,417	90,496	20,921	9,590	45.8%	0	0	10,533	50.3%	5,282	25.2%	1,212	5.8%	4,039	19.3%
American Legion Post 221	St. Joseph	182,880	142,934	39,946	30,546	76.5%	0	0	9,670	24.2%	4,098	10.3%	2,100	5.3%	3,472	8.7%
American Legion Post 225	Forest Lake	1,182,928	886,912	296,016	173,041	58.5%	0	3,250	146,006	49.3%	33,071	11.2%	78,669	26.6%	34,266	11.6%



Organization	City	Gross Receipts	Prizes	Net Receipts	Allowable Expenses		Excess Exp Reimb	Capital Assets Improvements	Lawful Purpose		Lawful Purpose		Lawful Purpose		Lawful Purpose	
					AE total	Percent			Total	Percent	Charitable	Percent	Other	Percent	Taxes/Fee	Percent
American Legion Post 228	Waseca	527,504	423,238	104,266	63,489	60.9%	0	0	48,731	46.7%	17,415	16.7%	21,466	20.6%	9,850	9.4%
American Legion Post 234	Minneapolis	347,700	287,530	60,170	25,011	41.6%	0	0	29,755	49.5%	8,720	14.5%	9,306	15.5%	11,729	19.5%
American Legion Post 237	Balaton	67,131	52,283	14,848	9,331	62.8%	0	0	7,504	50.5%	5,244	35.3%	70	0.5%	2,190	14.7%
American Legion Post 239	Virginia	705,473	592,909	112,564	58,771	52.2%	0	0	45,262	40.2%	8,728	7.8%	18,381	16.3%	18,152	16.1%
American Legion Post 24	Roseau	958,876	802,045	156,831	81,570	52.0%	0	15,785	61,258	39.1%	6,558	4.2%	23,075	14.7%	31,625	20.2%
American Legion Post 241	Aurora	773,399	652,753	120,646	61,395	50.9%	0	0	56,548	46.9%	20,546	17.0%	13,673	11.3%	22,328	18.5%
American Legion Post 242	Fisher	341,974	285,976	55,998	28,464	50.8%	0	0	29,444	52.6%	15,300	27.3%	6,814	12.2%	7,330	13.1%
American Legion Post 243	Askov	620,732	518,001	102,731	53,389	52.0%	0	0	48,051	46.8%	33,736	32.8%	1,600	1.6%	12,715	12.4%
American Legion Post 249	Spring Grove	381,402	306,134	75,268	43,846	58.3%	0	0	35,156	46.7%	19,909	26.5%	7,802	10.4%	7,445	9.9%
American Legion Post 25	Warroad	586,170	503,888	82,282	22,445	27.3%	0	0	43,317	52.6%	5,371	6.5%	20,308	24.7%	17,638	21.4%
American Legion Post 251	Robbinsdale	1,223,848	1,035,655	188,193	132,873	70.6%	0	0	88,649	47.1%	32,223	17.1%	3,350	1.8%	53,076	28.2%
American Legion Post 253	Lowry	323,366	263,425	59,941	33,584	56.0%	0	786	28,942	48.3%	13,869	23.1%	8,141	13.6%	6,932	11.6%
American Legion Post 254	Sauk Rapids	712,651	567,730	144,921	76,633	52.9%	0	0	87,159	60.1%	20,777	14.3%	48,750	33.6%	17,632	12.2%
American Legion Post 255	Brainerd	1,751,720	1,463,552	288,168	150,306	52.2%	0	2,447	137,371	47.7%	29,744	10.3%	25,517	8.9%	82,110	28.5%
American Legion Post 257	Springfield	306,711	246,136	60,575	33,939	56.0%	0	0	32,422	53.5%	27,359	45.2%	372	0.6%	4,691	7.7%
American Legion Post 259	Shorewood	844,210	686,508	157,702	89,883	57.0%	0	0	67,787	43.0%	24,783	15.7%	16,893	10.7%	26,111	16.6%
American Legion Post 260	Monticello	1,889,721	1,565,922	323,799	141,232	43.6%	0	0	184,279	56.9%	48,685	15.0%	39,268	12.1%	96,325	29.7%
American Legion Post 261	Kimball	369,222	311,460	57,762	30,141	52.2%	(1,141)	0	25,516	44.2%	9,536	16.5%	5,745	9.9%	10,235	17.7%
American Legion Post 262	Cloquet	416,367	364,067	52,300	25,805	49.3%	0	0	27,603	52.8%	15,559	29.8%	3,693	7.1%	8,351	16.0%
American Legion Post 264	Glenville	315,815	253,906	61,909	28,366	45.8%	0	8,384	30,470	49.2%	20,045	32.4%	2,266	3.7%	8,159	13.2%
American Legion Post 267	Walnut Grove	45,795	35,928	9,867	5,355	54.3%	0	5	2,575	26.1%	1,548	15.7%	0	0.0%	1,026	10.4%
American Legion Post 269	Madison Lake	233,907	182,949	50,958	28,977	56.9%	0	0	19,885	39.0%	12,247	24.0%	1,200	2.4%	6,438	12.6%
American Legion Post 27	Warren	472,570	394,223	78,347	46,046	58.8%	0	0	28,424	36.3%	11,109	14.2%	6,675	8.5%	10,640	13.6%
American Legion Post 270	Buffalo	4,479,991	3,900,516	579,475	252,171	43.5%	0	0	337,826	58.3%	26,093	4.5%	39,037	6.7%	272,696	47.1%
American Legion Post 271	Paynesville	740,543	578,633	161,910	109,209	67.5%	0	0	65,649	40.5%	14,843	9.2%	34,841	21.5%	15,965	9.9%
American Legion Post 284	Cass Lake	548,669	457,326	91,343	54,827	60.0%	0	0	35,681	39.1%	3,049	3.3%	20,807	22.8%	11,825	12.9%
American Legion Post 285	Lake Wilson	188,263	144,816	43,447	16,498	38.0%	0	0	22,278	51.3%	13,284	30.6%	5,416	12.5%	3,578	8.2%
American Legion Post 289	Morris	850,411	685,676	164,735	92,492	56.1%	0	0	65,840	40.0%	40,492	24.6%	2,700	1.6%	22,648	13.7%
American Legion Post 290	Cambridge	914,542	759,811	154,731	79,886	51.6%	0	0	70,140	45.3%	30,572	19.8%	17,066	11.0%	22,502	14.5%
American Legion Post 290 Aux	Cambridge	814,248	657,875	156,373	81,429	52.1%	0	0	87,733	56.1%	49,353	31.6%	16,352	10.5%	22,028	14.1%
American Legion Post 294	Lake Crystal	611,382	482,489	128,893	69,073	53.6%	0	0	67,063	52.0%	14,017	10.9%	35,278	27.4%	17,768	13.8%
American Legion Post 298	Foley	348,271	274,484	73,787	27,363	37.1%	0	20,000	58,492	79.3%	29,693	40.2%	21,046	28.5%	7,753	10.5%
American Legion Post 299	Mabel	396,331	318,939	77,392	31,207	40.3%	0	0	44,588	57.6%	17,101	22.1%	18,606	24.0%	8,881	11.5%
American Legion Post 30	Fergus Falls	2,252,622	1,791,328	461,295	258,067	55.9%	0	0	203,228	44.1%	63,302	13.7%	34,423	7.5%	105,503	22.9%
American Legion Post 304	Gonvick	34,120	23,863	10,257	5,488	53.5%	0	0	5,383	52.5%	512	5.0%	3,721	36.3%	1,150	11.2%
American Legion Post 309	Belview	62,245	52,840	9,405	4,279	45.5%	0	0	4,770	50.7%	2,435	25.9%	471	5.0%	1,864	19.8%
American Legion Post 311	Elysian	347,957	280,546	67,411	42,920	63.7%	0	0	26,033	38.6%	9,518	14.1%	9,046	13.4%	7,469	11.1%
American Legion Post 314	Winthrop	589,710	462,883	126,827	68,996	54.4%	0	0	84,013	66.2%	56,913	44.9%	13,419	10.6%	13,681	10.8%
American Legion Post 315	Lake Bronson	442,144	372,238	69,906	32,001	45.8%	0	0	27,450	39.3%	8,563	12.2%	10,680	15.3%	8,206	11.7%
American Legion Post 317	Emmons	184,938	146,451	38,487	24,428	63.5%	0	0	14,432	37.5%	7,125	18.5%	3,137	8.2%	4,170	10.8%
American Legion Post 318	Fulda	303,011	244,750	58,261	38,132	65.4%	0	0	26,582	45.6%	17,809	30.6%	1,950	3.3%	6,823	11.7%
American Legion Post 320	Hopkins	2,089,316	1,799,126	290,190	148,330	51.1%	0	0	178,928	61.7%	13,506	4.7%	54,206	18.7%	111,216	38.3%
American Legion Post 322	Currie	205,418	173,919	31,499	19,151	60.8%	0	0	18,331	58.2%	12,143	38.5%	1,778	5.6%	4,410	14.0%
American Legion Post 323	Clearwater	1,459,207	1,161,538	297,669	122,709	41.2%	0	0	164,153	55.1%	52,402	17.6%	41,420	13.9%	70,331	23.6%
American Legion Post 328	St. Joseph	559,151	477,935	81,216	38,825	47.8%	0	0	32,365	39.8%	6,905	8.5%	13,067	16.1%	12,393	15.3%
American Legion Post 33	St. James	503,343	396,672	106,672	49,985	46.9%	0	10,593	49,882	46.8%	20,134	18.9%	18,426	17.3%	11,322	10.6%
American Legion Post 330	Hayfield	298,093	238,972	59,121	29,434	49.8%	0	0	30,598	51.8%	12,207	20.6%	11,966	20.2%	6,425	10.9%

Organization	City	Gross Receipts	Prizes	Net Receipts	Allowable Expenses		Excess Exp Reimb	Capital Assets Improvements	Lawful Purpose		Lawful Purpose		Lawful Purpose		Lawful Purpose	
					AE total	Percent			Total	Percent	Charitable	Percent	Other	Percent	Taxes/Fee	Percent
American Legion Post 331	Oslo	89,391	73,913	15,478	12,596	81.4%	0	0	9,246	59.7%	6,684	43.2%	425	2.7%	2,137	13.8%
American Legion Post 333	Kasson	932,634	793,234	139,400	74,362	53.3%	0	0	77,004	55.2%	32,901	23.6%	15,333	11.0%	28,770	20.6%
American Legion Post 334	Coon Rapids	2,114,024	1,735,045	378,979	215,002	56.7%	0	5,894	207,876	54.9%	34,637	9.1%	79,046	20.9%	94,192	24.9%
American Legion Post 341	Pierz	72,417	60,398	12,019	9,301	77.4%	0	0	7,452	62.0%	5,637	46.9%	0	0.0%	1,815	15.1%
American Legion Post 343	Northwood Young Americ	316,922	252,208	64,714	28,055	43.4%	0	0	30,960	47.8%	21,303	32.9%	2,652	4.1%	7,005	10.8%
American Legion Post 353	Argyle	180,295	150,567	29,728	14,707	49.5%	0	0	23,942	80.5%	8,771	29.5%	11,652	39.2%	3,518	11.8%
American Legion Post 357	Ashby	1,286,344	1,088,203	198,141	91,411	46.1%	0	3,924	112,548	56.8%	39,178	19.8%	19,267	9.7%	54,103	27.3%
American Legion Post 359	Milan	118,779	93,532	25,247	9,233	36.6%	0	0	4,571	18.1%	1,750	6.9%	0	0.0%	2,821	11.2%
American Legion Post 36	Fairmont	823,357	693,145	130,212	94,352	72.5%	0	0	33,097	25.4%	13,460	10.3%	889	0.7%	18,748	14.4%
American Legion Post 361 Sturgeon	Willow River	605,426	507,137	98,289	45,290	46.1%	0	0	45,083	45.9%	26,384	26.8%	4,152	4.2%	14,547	14.8%
American Legion Post 368	Backus	1,335,853	1,116,956	218,898	107,849	49.3%	0	1,339	97,601	44.6%	29,344	13.4%	11,342	5.2%	56,915	26.0%
American Legion Post 37	St. Peter	806,481	638,515	167,966	96,485	57.4%	0	0	73,783	43.9%	31,541	18.8%	19,731	11.7%	22,511	13.4%
American Legion Post 372	Blackduck	1,366,547	1,143,633	222,914	103,527	46.4%	0	2,010	122,214	54.8%	39,713	17.8%	12,977	5.8%	69,525	31.2%
American Legion Post 38	Redwood Falls	133,887	110,083	23,804	9,028	37.9%	0	0	16,214	68.1%	7,072	29.7%	6,175	25.9%	2,968	12.5%
American Legion Post 381	Eden Valley	774,076	630,087	143,989	69,480	48.3%	0	1,065	58,744	40.8%	33,026	22.9%	5,806	4.0%	19,912	13.8%
American Legion Post 39	North St. Paul	2,493,864	2,036,699	457,165	183,223	40.1%	0	3,170	290,709	63.6%	88,195	19.3%	69,019	15.1%	133,496	29.2%
American Legion Post 390	Stephen	139,093	112,765	26,328	19,644	74.6%	0	0	9,550	36.3%	3,970	15.1%	1,825	6.9%	3,755	14.3%
American Legion Post 391	Storden	145,181	119,552	25,629	21,617	84.3%	0	0	13,419	52.4%	10,800	42.1%	173	0.7%	2,446	9.5%
American Legion Post 398	Mound	638,541	513,349	125,192	67,854	54.2%	0	0	57,126	45.6%	23,743	19.0%	17,582	14.0%	15,801	12.6%
American Legion Post 40	Lanesboro	423,350	356,403	66,947	46,939	70.1%	0	0	20,954	31.3%	5,367	8.0%	7,484	11.2%	8,103	12.1%
American Legion Post 400	Canton	257,994	202,930	55,064	26,725	48.5%	0	0	24,023	43.6%	17,018	30.9%	0	0.0%	7,005	12.7%
American Legion Post 404	Alden	125,970	98,422	27,548	14,166	51.4%	0	0	13,405	48.7%	2,657	9.6%	8,322	30.2%	2,426	8.8%
American Legion Post 408	Green Isle	192,957	159,835	33,122	16,694	50.4%	0	0	18,678	56.4%	13,097	39.5%	1,325	4.0%	4,257	12.9%
American Legion Post 41	Lamberton	80,237	65,333	14,905	9,207	61.8%	0	0	4,907	32.9%	500	3.4%	1,712	11.5%	2,695	18.1%
American Legion Post 423	Houston	246,302	196,706	49,596	22,066	44.5%	0	421	25,260	50.9%	8,856	17.9%	10,841	21.9%	5,563	11.2%
American Legion Post 424	Inver Grove Heights	1,341,734	1,072,592	269,142	138,007	51.3%	0	2,000	151,266	56.2%	90,971	33.8%	3,880	1.4%	56,414	21.0%
American Legion Post 428	Waite Park	2,706,158	2,225,828	480,330	175,750	36.6%	0	0	302,837	63.0%	58,851	12.3%	57,513	12.0%	186,473	38.8%
American Legion Post 428 Aux	Waite Park	567,723	465,358	102,365	47,456	46.4%	0	0	52,191	51.0%	30,626	29.9%	6,250	6.1%	15,315	15.0%
American Legion Post 43	Faribault	771,475	619,029	152,446	65,205	42.8%	0	500	71,154	46.7%	33,119	21.7%	16,211	10.6%	21,824	14.3%
American Legion Post 431	Twin Valley	428,885	375,495	53,390	28,035	52.5%	0	0	26,538	49.7%	12,078	22.6%	5,761	10.8%	8,699	16.3%
American Legion Post 433	Gaylord	390,561	321,228	69,333	27,083	39.1%	0	9,790	35,186	50.7%	11,368	16.4%	14,423	20.8%	9,395	13.6%
American Legion Post 435 Aux	Richfield	34,444	17,205	17,239	5,124	29.7%	0	0	3,379	19.6%	1,607	9.3%	275	1.6%	1,497	8.7%
American Legion Post 443	Ironton	900,371	739,082	161,289	86,395	53.6%	0	2,203	87,067	54.0%	41,914	26.0%	18,520	11.5%	26,633	16.5%
American Legion Post 444	Middle River	740,226	628,374	111,852	69,653	62.3%	0	16,000	47,100	42.1%	11,019	9.9%	18,387	16.4%	17,694	15.8%
American Legion Post 445	Karlstad	429,187	350,680	78,507	37,040	47.2%	0	0	31,796	40.5%	15,581	19.8%	6,426	8.2%	9,789	12.5%
American Legion Post 452	Keewatin	595,262	517,746	77,516	57,441	74.1%	0	0	25,542	33.0%	7,101	9.2%	4,580	5.9%	13,861	17.9%
American Legion Post 453	Watkins	35,016	27,703	7,313	4,659	63.7%	0	0	1,946	26.6%	1,142	15.6%	0	0.0%	804	11.0%
American Legion Post 454	Kiester	300,214	245,545	54,669	40,679	74.4%	0	0	15,745	28.8%	7,205	13.2%	1,500	2.7%	7,040	12.9%
American Legion Post 455	Cold Spring	629,169	540,222	88,947	54,159	60.9%	0	0	36,256	40.8%	19,341	21.7%	1,550	1.7%	15,365	17.3%
American Legion Post 456	Sebeka	538,076	430,864	107,212	51,908	48.4%	0	479	54,131	50.5%	24,018	22.4%	16,553	15.4%	13,560	12.6%
American Legion Post 46	Little Falls	622,439	521,617	100,822	50,481	50.1%	0	0	49,614	49.2%	15,203	15.1%	18,870	18.7%	15,541	15.4%
American Legion Post 460	Russell	125,319	100,013	25,306	9,593	37.9%	0	0	19,079	75.4%	14,540	57.5%	2,025	8.0%	2,514	9.9%
American Legion Post 464	Brewster	81,818	65,766	16,052	7,491	46.7%	0	533	9,177	57.2%	7,446	46.4%	0	0.0%	1,731	10.8%
American Legion Post 47	Hastings	579,272	480,167	99,105	52,170	52.6%	0	7,339	39,071	39.4%	3,701	3.7%	21,867	22.1%	13,503	13.6%
American Legion Post 473	Rice	407,932	333,200	74,732	36,820	49.3%	0	0	42,717	57.2%	23,428	31.3%	10,878	14.6%	8,411	11.3%
American Legion Post 474	St. Paul	257,682	185,908	71,774	48,632	67.8%	0	0	23,800	33.2%	3,678	5.1%	12,958	18.1%	7,164	10.0%
American Legion Post 475	St. Clair	156,652	126,428	30,224	14,985	49.6%	0	0	16,346	54.1%	7,835	25.9%	4,338	14.4%	4,173	13.8%

Organization	City	Gross Receipts	Prizes	Net Receipts	Allowable Expenses		Excess Exp Reimb	Capital Assets Improvements	Lawful Purpose		Lawful Purpose		Lawful Purpose		Lawful Purpose	
					AE total	Percent			Total	Percent	Charitable	Percent	Other	Percent	Taxes/Fee	Percent
American Legion Post 478	Hardwick	367,344	302,627	64,717	22,947	35.5%	0	0	25,383	39.2%	11,223	17.3%	4,902	7.6%	9,258	14.3%
American Legion Post 48	Stillwater	785,499	631,454	154,045	79,073	51.3%	0	0	87,060	56.5%	39,700	25.8%	21,401	13.9%	25,959	16.9%
American Legion Post 480	Orr	86,941	65,603	21,338	6,148	28.8%	0	0	10,354	48.5%	3,356	15.7%	4,749	22.3%	2,249	10.5%
American Legion Post 485	Clara City	285,952	238,972	46,980	20,055	42.7%	0	0	19,570	41.7%	10,064	21.4%	3,500	7.4%	6,006	12.8%
American Legion Post 486	Delavan	923,959	766,411	157,548	106,683	67.7%	0	0	57,495	36.5%	24,509	15.6%	2,070	1.3%	30,916	19.6%
American Legion Post 49	Pequot Lakes	637,000	508,191	128,809	90,709	70.4%	(5,029)	4,241	57,588	44.7%	28,481	22.1%	15,346	11.9%	13,761	10.7%
American Legion Post 49 Aux	Pequot Lakes	362,677	287,673	75,004	45,878	61.2%	(3,675)	0	49,175	65.6%	35,414	47.2%	3,083	4.1%	10,678	14.2%
American Legion Post 491	Bayport	1,438,577	1,114,357	324,220	203,887	62.9%	(2,543)	0	145,127	44.8%	35,928	11.1%	28,861	8.9%	80,338	24.8%
American Legion Post 5	Worthington	251,348	200,696	50,652	16,544	32.7%	0	0	30,636	60.5%	4,905	9.7%	18,871	37.3%	6,860	13.5%
American Legion Post 50	Wabasha	920,060	724,804	195,256	108,796	55.7%	0	0	72,227	37.0%	19,240	9.9%	22,372	11.5%	30,615	15.7%
American Legion Post 500	Crosslake	569,781	462,139	107,642	64,408	59.8%	(5,774)	0	36,222	33.7%	9,944	9.2%	13,528	12.6%	12,750	11.8%
American Legion Post 505	Gary	127,884	108,002	19,882	12,813	64.4%	0	0	7,688	38.7%	0	0.0%	4,649	23.4%	3,039	15.3%
American Legion Post 507	Willernie	936,971	747,158	189,813	95,306	50.2%	0	0	82,129	43.3%	43,755	23.1%	3,583	1.9%	34,791	18.3%
American Legion Post 51	Pine City	735,294	569,498	165,796	99,168	59.8%	0	4,500	56,490	34.1%	9,138	5.5%	26,882	16.2%	20,470	12.3%
American Legion Post 513	New Brighton	3,243,649	2,634,003	609,646	218,389	35.8%	0	2,500	427,627	70.1%	153,896	25.2%	80,198	13.2%	193,533	31.7%
American Legion Post 523	Golden Valley	2,252,145	1,950,633	301,512	145,825	48.4%	0	0	163,092	54.1%	8,035	2.7%	33,347	11.1%	121,710	40.4%
American Legion Post 526	Peterson	180,691	148,922	31,769	19,622	61.8%	0	0	18,181	57.2%	7,619	24.0%	6,041	19.0%	4,521	14.2%
American Legion Post 529	Ceylon	204,389	164,017	40,372	26,230	65.0%	0	471	12,479	30.9%	4,406	10.9%	5,890	14.6%	2,183	5.4%
American Legion Post 537	New London	1,696,967	1,386,724	310,243	164,985	53.2%	0	0	141,678	45.7%	27,335	8.8%	32,965	10.6%	81,378	26.2%
American Legion Post 542	Roseville	1,720,715	1,405,033	315,683	111,165	35.2%	0	0	176,965	56.1%	45,644	14.5%	38,468	12.2%	92,853	29.4%
American Legion Post 545	Spicer	1,906,087	1,611,828	294,259	121,520	41.3%	0	8,860	176,350	59.9%	26,782	9.1%	52,507	17.8%	97,061	33.0%
American Legion Post 550	Bloomington	862,050	714,870	147,181	85,926	58.4%	0	1,222	107,773	73.2%	16,828	11.4%	64,661	43.9%	26,284	17.9%
American Legion Post 550 Aux	Bloomington	437,222	365,457	71,765	49,888	69.5%	0	0	24,359	33.9%	16,231	22.6%	1,025	1.4%	7,103	9.9%
American Legion Post 551	Eyota	311,553	238,037	73,516	51,317	69.8%	(1,086)	300	21,753	29.6%	5,949	8.1%	8,873	12.1%	6,931	9.4%
American Legion Post 552	Wells	223,665	180,516	43,150	18,400	42.6%	0	2,385	22,308	51.7%	13,685	31.7%	3,923	9.1%	4,700	10.9%
American Legion Post 553	Welcome	191,451	154,901	36,550	21,741	59.5%	0	0	20,574	56.3%	9,565	26.2%	6,854	18.8%	4,155	11.4%
American Legion Post 556	Wood Lake	106,794	82,472	24,322	13,742	56.5%	0	0	4,134	17.0%	1,550	6.4%	0	0.0%	2,584	10.6%
American Legion Post 56	Albert Lea	694,346	561,944	132,401	82,227	62.1%	(900)	6,682	55,098	41.6%	9,451	7.1%	32,164	24.3%	13,483	10.2%
American Legion Post 560	Zimmerman	1,111,461	918,263	193,197	97,489	50.5%	0	0	90,703	46.9%	29,564	15.3%	19,495	10.1%	41,644	21.6%
American Legion Post 561	Lewisville	289,069	237,312	51,757	29,472	56.9%	0	0	21,008	40.6%	7,368	14.2%	8,461	16.3%	5,179	10.0%
American Legion Post 567	St. Michael	3,704,942	3,199,252	505,690	182,049	36.0%	0	0	321,038	63.5%	75,614	15.0%	15,949	3.2%	229,475	45.4%
American Legion Post 57	Chaska	723,639	577,026	146,613	73,159	49.9%	0	0	73,709	50.3%	33,195	22.6%	16,720	11.4%	23,794	16.2%
American Legion Post 573	Elgin	517,912	433,546	84,366	53,149	63.0%	0	0	46,574	55.2%	7,503	8.9%	29,266	34.7%	9,805	11.6%
American Legion Post 577	St. Paul	450,159	359,329	90,830	67,165	73.9%	(2,062)	2,285	38,666	42.6%	17,177	18.9%	9,794	10.8%	11,695	12.9%
American Legion Post 579	Millville	227,940	177,101	50,839	26,149	51.4%	0	0	21,745	42.8%	14,630	28.8%	2,596	5.1%	4,519	8.9%
American Legion Post 580	Chanhasen	4,997,222	4,156,938	840,284	249,623	29.7%	0	0	599,918	71.4%	150,009	17.9%	79,295	9.4%	370,614	44.1%
American Legion Post 586	Lonsdale	146,560	116,071	30,489	18,070	59.3%	0	0	9,290	30.5%	5,046	16.6%	1,100	3.6%	3,144	10.3%
American Legion Post 588	Mazeppa	19,932	15,092	4,840	1,414	29.2%	0	876	2,843	58.7%	2,355	48.7%	0	0.0%	488	10.1%
American Legion Post 59	Montevideo	1,232,925	1,028,857	204,068	95,611	46.9%	0	0	107,320	52.6%	43,877	21.5%	15,147	7.4%	48,296	23.7%
American Legion Post 595	La Crescent	3,269,538	2,674,327	595,211	249,983	42.0%	0	39,464	313,735	52.7%	62,261	10.5%	60,511	10.2%	190,963	32.1%
American Legion Post 596	Erskine	822,454	686,655	135,799	64,934	47.8%	0	0	77,110	56.8%	45,915	33.8%	6,698	4.9%	24,497	18.0%
American Legion Post 6	Pipestone	321,035	253,986	67,049	31,719	47.3%	0	50	31,902	47.6%	12,632	18.8%	10,329	15.4%	8,941	13.3%
American Legion Post 60	Grand Rapids	853,561	711,109	142,452	80,931	56.8%	0	0	71,229	50.0%	30,414	21.4%	13,761	9.7%	27,054	19.0%
American Legion Post 600	Champlin	3,143,909	2,596,591	547,318	319,795	58.4%	0	0	230,342	42.1%	19,662	3.6%	55,715	10.2%	154,964	28.3%
American Legion Post 602	Hillman	440,810	347,707	93,103	47,831	51.4%	0	0	44,428	47.7%	24,023	25.8%	11,156	12.0%	9,249	9.9%
American Legion Post 608	Okabena	187,986	150,913	37,073	19,846	53.5%	(18)	0	20,003	54.0%	7,094	19.1%	8,047	21.7%	4,862	13.1%
American Legion Post 613	Pine River	726,405	559,215	167,190	101,220	60.5%	(12,277)	3,600	59,883	35.8%	15,873	9.5%	25,046	15.0%	18,964	11.3%



Organization	City	Gross Receipts	Prizes	Net Receipts	Allowable Expenses		Excess Exp Reimb	Capital Assets Improvements	Lawful Purpose		Lawful Purpose		Lawful Purpose		Lawful Purpose	
					AE total	Percent			Total	Percent	Charitable	Percent	Other	Percent	Taxes/Fee	Percent
American Legion Post 617	Eagle Lake	255,122	194,221	60,901	25,041	41.1%	0	0	41,909	68.8%	7,649	12.6%	27,967	45.9%	6,293	10.3%
American Legion Post 620	Hugo	1,181,159	960,981	220,178	129,781	58.9%	0	24,000	80,469	36.5%	19,680	8.9%	18,805	8.5%	41,984	19.1%
American Legion Post 621	St. Cloud	286,506	227,192	59,314	37,867	63.8%	(10,708)	0	26,317	44.4%	5,628	9.5%	13,949	23.5%	6,740	11.4%
American Legion Post 622	St. Francis	1,799,105	1,512,728	286,377	146,820	51.3%	0	0	154,920	54.1%	34,973	12.2%	32,050	11.2%	87,897	30.7%
American Legion Post 623	Plummer	286,351	237,103	49,248	20,839	42.3%	0	0	23,534	47.8%	6,169	12.5%	11,015	22.4%	6,350	12.9%
American Legion Post 627	Nisswa	1,538,718	1,219,662	319,056	182,579	57.2%	0	0	122,239	38.3%	24,326	7.6%	31,321	9.8%	66,592	20.9%
American Legion Post 630	Brooklyn Center	2,070,506	1,785,798	284,708	105,015	36.9%	0	13,158	169,633	59.6%	9,445	3.3%	43,282	15.2%	116,906	41.1%
American Legion Post 641	Plato	568,801	466,841	101,960	44,977	44.1%	0	0	55,493	54.4%	41,709	40.9%	2,150	2.1%	11,634	11.4%
American Legion Post 642	Bowlus	106,101	84,946	21,155	12,695	60.0%	0	0	11,239	53.1%	7,915	37.4%	765	3.6%	2,559	12.1%
American Legion Post 643	Savage	1,224,470	987,245	237,225	110,917	46.8%	0	0	156,076	65.8%	19,335	8.2%	85,387	36.0%	51,354	21.6%
American Legion Post 65	Rosemount	850,502	668,937	181,565	109,292	60.2%	0	42,000	47,484	26.2%	17,121	9.4%	11,067	6.1%	19,296	10.6%
American Legion Post 67	Sauk Centre	398,100	324,393	73,704	47,401	64.3%	0	0	31,305	42.5%	18,900	25.6%	3,350	4.5%	9,055	12.3%
American Legion Post 69	Granite Falls	221,534	189,498	32,036	16,414	51.2%	0	0	14,790	46.2%	6,729	21.0%	2,534	7.9%	5,527	17.3%
American Legion Post 71	Duluth	864,556	690,951	173,605	112,463	64.8%	0	0	52,012	30.0%	16,206	9.3%	10,646	6.1%	25,160	14.5%
American Legion Post 75	New Richland	224,436	176,385	48,050	26,847	55.9%	0	0	18,896	39.3%	2,515	5.2%	11,012	22.9%	5,369	11.2%
American Legion Post 76	St. Cloud	863,212	686,249	176,963	108,704	61.4%	0	1,000	93,832	53.0%	50,962	28.8%	16,585	9.4%	26,285	14.9%
American Legion Post 77	Owatonna	2,177,292	1,801,827	375,465	191,414	51.0%	0	950	185,908	49.5%	43,868	11.7%	19,881	5.3%	122,159	32.5%
American Legion Post 80	Wheaton	188,811	145,839	42,972	10,974	25.5%	0	0	20,068	46.7%	11,540	26.9%	3,779	8.8%	4,749	11.1%
American Legion Post 82	Winnebago	614,100	506,997	107,103	58,783	54.9%	(327)	0	39,911	37.3%	18,584	17.4%	4,200	3.9%	17,127	16.0%
American Legion Post 84	Northfield	268,301	214,107	54,194	14,157	26.1%	0	0	36,558	67.5%	19,519	36.0%	10,932	20.2%	6,107	11.3%
American Legion Post 85	North Branch	987,799	834,101	153,698	76,664	49.9%	0	0	85,768	55.8%	31,455	20.5%	22,746	14.8%	31,568	20.5%
American Legion Post 86	Aitkin	844,486	711,124	133,362	89,972	67.5%	0	900	39,991	30.0%	16,291	12.2%	3,944	3.0%	19,756	14.8%
American Legion Post 88	Greenbush	527,025	423,306	103,719	53,059	51.2%	0	0	41,244	39.8%	19,191	18.5%	10,097	9.7%	11,956	11.5%
American Legion Post 89	Blue Earth	782,308	663,130	119,178	49,420	41.5%	0	0	55,914	46.9%	22,024	18.5%	10,392	8.7%	23,498	19.7%
American Legion Post 9	Winona	590,041	457,330	132,711	81,430	61.4%	0	0	65,874	49.6%	27,039	20.4%	21,023	15.8%	17,813	13.4%
American Legion Post 91	Austin	749,057	597,828	151,229	85,275	56.4%	0	22,590	59,517	39.4%	23,268	15.4%	14,000	9.3%	22,249	14.7%
American Legion Post 92	Rochester	1,958,925	1,635,214	323,711	122,859	38.0%	0	1,240	176,259	54.4%	30,261	9.3%	43,729	13.5%	102,269	31.6%
American Legion Post 94	Rushford	283,540	233,124	50,416	32,757	65.0%	0	0	24,042	47.7%	2,727	5.4%	15,012	29.8%	6,303	12.5%
American Legion Post 96	Hutchinson	936,464	741,722	194,742	105,700	54.3%	0	14,955	82,278	42.2%	11,335	5.8%	41,713	21.4%	29,231	15.0%
American Legion Post 98	St. Paul Park	2,180,367	1,884,457	295,910	127,554	43.1%	0	0	175,050	59.2%	36,070	12.2%	17,600	5.9%	121,379	41.0%
American Legion Post 99	Minneapolis	34,732	26,434	8,295	7,305	88.1%	0	0	1,931	23.3%	75	0.9%	0	0.0%	1,856	22.4%
American Red Cross Northland Chapter	Duluth	6,756,288	5,651,029	1,105,259	568,102	51.4%	0	0	548,325	49.6%	111,646	10.1%	2,220	0.2%	434,459	39.3%
Amvets Post 12 Hibbing	Hibbing	1,045,211	861,748	183,463	115,531	63.0%	0	0	93,095	50.7%	47,010	25.6%	3,851	2.1%	42,234	23.0%
Andover Baseball Association	Anoka	1,230,353	1,019,749	210,604	89,403	42.5%	0	0	137,595	65.3%	81,434	38.7%	5,050	2.4%	51,111	24.3%
Andover Lions Club	Andover	1,110,278	907,756	202,522	140,080	69.2%	0	0	69,108	34.1%	25,794	12.7%	2,100	1.0%	41,214	20.4%
Annandale Firefighters Relief Association	Annandale	3,617,195	3,107,688	509,507	240,508	47.2%	0	5,740	266,715	52.3%	54,083	10.6%	3,000	0.6%	209,632	41.1%
Annandale Lions Club	Annandale	1,011,117	818,096	193,021	104,266	54.0%	0	0	83,660	43.3%	47,049	24.4%	2,638	1.4%	33,973	17.6%
Anoka Area Hockey Assoc	Anoka	4,385,721	3,623,337	762,384	336,395	44.1%	0	170,897	271,641	35.6%	7,352	1.0%	0	0.0%	264,289	34.7%
Anoka Ice Arena Assoc	Anoka	3,396,646	2,830,434	566,212	197,113	34.8%	0	74,408	203,584	36.0%	0	0.0%	0	0.0%	203,584	36.0%
Apple Valley Hockey Association	Apple Valley	4,122,932	3,484,811	638,121	329,145	51.6%	0	0	298,865	46.8%	41,000	6.4%	2,800	0.4%	255,065	40.0%
Arlington Baseball Assoc	Arlington	398,673	334,173	64,500	33,515	52.0%	0	0	42,949	66.6%	32,452	50.3%	4,390	6.8%	6,108	9.5%
Armstrong Youth Hockey Assoc	New Hope	1,083,525	878,104	205,421	127,396	62.0%	(18,834)	0	101,572	49.4%	50,793	24.7%	2,600	1.3%	48,179	23.5%
Askov Lions Club	Askov	120,574	99,706	20,868	10,897	52.2%	0	0	10,459	50.1%	6,200	29.7%	1,350	6.5%	2,909	13.9%
Audubon Vol Fire Dept	Audubon	874,263	710,017	164,246	97,367	59.3%	0	0	57,246	34.9%	32,598	19.8%	2,750	1.7%	21,898	13.3%
Austin Area Commission for the Arts	Austin	418,602	322,253	96,349	55,898	58.0%	0	0	48,300	50.1%	30,994	32.2%	8,650	9.0%	8,656	9.0%
Avon Lions Club	Avon	780,286	643,662	136,624	60,041	43.9%	0	0	76,330	55.9%	53,288	39.0%	2,660	1.9%	20,382	14.9%
Babbitt Embarrass Area Development	Babbitt	106,152	82,896	23,256	11,760	50.6%	(673)	0	10,911	46.9%	7,500	32.2%	0	0.0%	3,411	14.7%

Organization	City	Gross Receipts	Prizes	Net Receipts	Allowable Expenses		Excess Exp Reimb	Capital Assets Improvements	Lawful Purpose		Lawful Purpose		Lawful Purpose		Lawful Purpose	
					AE total	Percent			Total	Percent	Charitable	Percent	Other	Percent	Taxes/Fee	Percent
Babbitt Lions Club	Babbitt	655,935	544,410	111,526	58,663	52.6%	0	0	56,335	50.5%	37,835	33.9%	1,350	1.2%	17,150	15.4%
Babe Ruth League	Brooklyn Park	5,010,161	4,107,224	902,937	593,199	65.7%	0	0	371,910	41.2%	105,840	11.7%	5,450	0.6%	260,620	28.9%
Badger Jaycees	Badger	746,705	619,890	126,815	70,023	55.2%	0	0	68,725	54.2%	46,360	36.6%	2,200	1.7%	20,165	15.9%
Barnesville Booster Club	Barnesville	832,663	676,104	156,560	51,079	32.6%	0	0	86,620	55.3%	62,074	39.6%	0	0.0%	24,546	15.7%
Barrett Fire Dept Relief Assoc	Barrett	926,913	811,400	115,513	67,868	58.8%	0	0	44,449	38.5%	14,600	12.6%	1,525	1.3%	28,324	24.5%
Baseball Association 191	Burnsville	4,693,228	3,794,099	899,129	550,890	61.3%	(9,465)	0	365,620	40.7%	69,524	7.7%	8,410	0.9%	287,686	32.0%
Baseline Club	Minneapolis	1,706,363	1,399,631	306,732	249,145	81.2%	0	0	97,456	31.8%	5,500	1.8%	1,000	0.3%	90,956	29.7%
Baudette Arena Assoc	Baudette	1,135,336	920,981	214,355	91,499	42.7%	0	0	135,136	63.0%	90,000	42.0%	2,000	0.9%	43,136	20.1%
Baudette Fire Dept Relief Assoc	Baudette	750,618	615,480	135,139	65,485	48.5%	0	0	63,757	47.2%	48,518	35.9%	0	0.0%	15,239	11.3%
Baxter Lions Club	Baxter	1,104,209	863,048	241,161	142,192	59.0%	0	0	85,796	35.6%	43,077	17.9%	1,550	0.6%	41,169	17.1%
Baxter Snowmobile Club Inc.	Baxter	307,865	237,933	69,932	29,656	42.4%	0	0	14,656	21.0%	2,840	4.1%	1,400	2.0%	10,416	14.9%
B-Dale Club	Roseville	222,947	163,852	59,095	26,100	44.2%	0	0	27,554	46.6%	9,802	16.6%	11,812	20.0%	5,940	10.1%
Becker Jaycees	Becker	824,335	671,641	152,694	104,228	68.3%	0	0	52,507	34.4%	27,994	18.3%	2,250	1.5%	22,263	14.6%
Bejou Roughriders Snowmobile Club	Bejou	641,821	565,530	76,291	39,384	51.6%	0	0	39,437	51.7%	21,731	28.5%	1,750	2.3%	15,956	20.9%
Belgrade Lions Club	Belgrade	472,355	385,209	87,146	35,756	41.0%	0	828	47,370	54.4%	37,680	43.2%	0	0.0%	9,690	11.1%
Belle Plaine Chamber of Commerce	Belle Plaine	996,096	829,790	166,306	78,133	47.0%	0	0	85,460	51.4%	44,800	26.9%	3,700	2.2%	36,960	22.2%
Bellingham Fireman's Relief Assoc	Bellingham	89,975	76,192	13,783	8,153	59.2%	0	0	4,797	34.8%	2,702	19.6%	0	0.0%	2,095	15.2%
Belview Firemen Relief Assoc	Belview	184,932	151,235	33,697	22,576	67.0%	0	0	10,848	32.2%	5,500	16.3%	1,235	3.7%	4,113	12.2%
Bemidji Baseball	Bemidji	567,278	478,923	88,355	56,118	63.5%	(3,147)	0	38,577	43.7%	26,964	30.5%	0	0.0%	11,613	13.1%
Bemidji Youth Hockey Assoc	Bemidji	835,111	677,217	157,894	65,409	41.4%	0	0	89,580	56.7%	66,936	42.4%	0	0.0%	22,644	14.3%
Benson Hockey Assoc	Benson	1,298,190	1,043,738	254,452	86,718	34.1%	0	0	195,570	76.9%	138,499	54.4%	1,200	0.5%	55,870	22.0%
Bethlehem Academy	Faribault	826,624	651,052	175,572	100,339	57.1%	0	600	73,159	41.7%	48,362	27.5%	2,450	1.4%	22,347	12.7%
Big Falls Lions Club	Big Falls	315,824	261,445	54,379	31,710	58.3%	0	0	26,843	49.4%	17,760	32.7%	2,500	4.6%	6,583	12.1%
Big Lake Sno Cruisers	Zimmerman	2,603,751	2,186,395	417,356	230,272	55.2%	0	0	208,103	49.9%	61,950	14.8%	2,200	0.5%	143,953	34.5%
Bird Island Lions	Bird Island	359,829	293,716	66,113	33,293	50.4%	0	0	33,039	50.0%	20,037	30.3%	6,400	9.7%	6,602	10.0%
Biwabik Area Civic Assoc	Biwabik	628,576	534,221	94,355	50,328	53.3%	(6,817)	0	42,541	45.1%	23,700	25.1%	2,700	2.9%	16,141	17.1%
Blackduck Fire Relief Assoc	Blackduck	527,920	446,586	81,334	39,295	48.3%	0	0	32,555	40.0%	21,523	26.5%	0	0.0%	11,032	13.6%
Blaine Jaycees	Blaine	2,407,345	1,961,487	445,858	243,394	54.6%	0	500	186,786	41.9%	39,816	8.9%	2,950	0.7%	144,020	32.3%
Blaine Lions Club	Blaine	1,437,055	1,125,380	311,675	145,282	46.6%	0	0	165,911	53.2%	98,380	31.6%	4,775	1.5%	62,756	20.1%
Blaine Youth Hockey Dist 11	Blaine	6,942,711	5,681,447	1,261,264	428,103	33.9%	0	0	828,511	65.7%	350,020	27.8%	0	0.0%	478,491	37.9%
Blooming Prairie Vol Fire Dept Relief Assoc	Blooming Prairie	179,210	140,730	38,480	15,251	39.6%	0	0	25,385	66.0%	21,299	55.4%	0	0.0%	4,086	10.6%
Bloomington Amateur Hockey Assoc	Bloomington	703,368	585,541	117,827	87,055	73.9%	0	0	20,454	17.4%	0	0.0%	3,464	2.9%	16,990	14.4%
Bloomington Lions Club	Bloomington	2,312,791	1,914,243	398,548	160,353	40.2%	0	0	237,360	59.6%	108,584	27.2%	3,925	1.0%	124,851	31.3%
Bluffton Baseball Assoc	Bluffton	339,273	286,995	52,278	25,371	48.5%	0	0	28,971	55.4%	20,450	39.1%	2,200	4.2%	6,321	12.1%
Bolder Options	Minneapolis	1,355,032	1,008,356	346,676	256,545	74.0%	0	0	99,243	28.6%	28,799	8.3%	0	0.0%	70,444	20.3%
Borup Community Club	Borup	391,944	326,694	65,250	33,908	52.0%	0	0	30,692	47.0%	17,461	26.8%	4,000	6.1%	9,231	14.1%
Bowlus Firemens Relief Assoc	Bowlus	869,941	711,822	158,119	66,746	42.2%	0	0	111,797	70.7%	83,575	52.9%	1,800	1.1%	26,422	16.7%
Boxers Workout Gym	St. Cloud	1,781,446	1,477,315	304,131	190,263	62.6%	(9,189)	0	126,275	41.5%	77,356	25.4%	4,200	1.4%	44,719	14.7%
Boyd Firemens Relief Assoc	Boyd	323,448	267,067	56,381	22,739	40.3%	0	0	33,804	60.0%	25,620	45.4%	2,475	4.4%	5,709	10.1%
Brainerd Amateur Hockey Assoc	Brainerd	864,815	664,277	200,538	86,591	43.2%	0	0	127,651	63.7%	98,505	49.1%	3,000	1.5%	26,146	13.0%
Brainerd Lions Club	Brainerd	1,975,541	1,711,743	263,798	117,395	44.5%	0	0	150,719	57.1%	42,622	16.2%	2,522	1.0%	105,575	40.0%
Brainerd Snodeos	Brainerd	386,082	318,340	67,742	29,202	43.1%	0	0	39,941	59.0%	33,377	49.3%	0	0.0%	6,564	9.7%
Brainerd Sports Boosters	Brainerd	1,748,650	1,483,570	265,080	136,659	51.6%	0	0	128,613	48.5%	35,581	13.4%	6,156	2.3%	86,876	32.8%
Brandon Fire Dept Relief Assoc	Brandon	2,011,236	1,702,914	308,322	86,607	28.1%	0	12,500	242,002	78.5%	134,408	43.6%	1,600	0.5%	105,994	34.4%
Breckenridge Fire Relief Assoc	Breckenridge	457,953	386,764	71,189	40,659	57.1%	0	0	19,947	28.0%	9,900	13.9%	775	1.1%	9,272	13.0%
Breckenridge Hockey Youth Assoc	Breckenridge	156,912	125,789	31,123	18,746	60.2%	0	0	10,374	33.3%	7,734	24.9%	0	0.0%	2,640	8.5%
Brooklyn Center Fire Dept Relief Assoc	Brooklyn Center	698,079	592,985	105,094	80,790	76.9%	0	0	25,439	24.2%	7,350	7.0%	3,300	3.1%	14,789	14.1%

Organization	City	Gross Receipts	Prizes	Net Receipts	Allowable Expenses		Excess Exp Reimb	Capital Assets Improvements	Lawful Purpose		Lawful Purpose		Lawful Purpose		Lawful Purpose	
					AE total	Percent			Total	Percent	Charitable	Percent	Other	Percent	Taxes/Fee	Percent
Brooklyn Center Lions Club	Brooklyn Center	655,036	544,736	110,300	75,082	68.1%	0	0	33,460	30.3%	16,452	14.9%	3,300	3.0%	13,708	12.4%
Brooklyn Park Youth Hockey Assoc	Brooklyn Park	4,965,741	4,211,340	754,401	311,389	41.3%	0	0	424,410	56.3%	111,000	14.7%	4,200	0.6%	309,210	41.0%
Brooten Commercial Club	Brooten	774,107	641,058	133,049	73,332	55.1%	0	0	65,762	49.4%	45,911	34.5%	1,875	1.4%	17,976	13.5%
Browerville Lions Club	Browerville	537,045	440,447	96,598	68,121	70.5%	0	0	50,176	51.9%	37,301	38.6%	1,200	1.2%	11,675	12.1%
Brownsdale Firemens Relief Assoc	Brownsdale	257,777	206,151	51,626	17,078	33.1%	0	0	30,762	59.6%	24,225	46.9%	1,550	3.0%	4,987	9.7%
Brownton Lions Club	Hutchinson	250,795	197,351	53,444	27,634	51.7%	0	0	23,438	43.9%	15,071	28.2%	1,700	3.2%	6,667	12.5%
Buckman Trailblazers Snowmobile C	Buckman	369,324	306,385	62,940	31,503	50.1%	0	0	29,404	46.7%	19,699	31.3%	1,950	3.1%	7,755	12.3%
Buffalo Lake Lions Club	Buffalo Lake	243,867	197,788	46,079	22,881	49.7%	0	0	18,584	40.3%	11,818	25.6%	1,500	3.3%	5,266	11.4%
Buffalo Lions Club	Buffalo	1,076,903	895,986	180,917	102,613	56.7%	0	0	82,656	45.7%	40,809	22.6%	2,200	1.2%	39,647	21.9%
Buffalo Youth Hockey Association	Buffalo	3,450,048	2,979,933	470,115	193,708	41.2%	0	0	285,581	60.7%	83,549	17.8%	0	0.0%	202,032	43.0%
Buhl Fire Relief Assoc	Buhl	279,530	233,664	45,866	22,962	50.1%	0	0	24,884	54.3%	19,200	41.9%	950	2.1%	4,734	10.3%
Burnsville Hockey Club	Burnsville	1,749,535	1,409,883	339,652	182,708	53.8%	0	0	169,252	49.8%	75,000	22.1%	8,450	2.5%	85,802	25.3%
Burnsville Lions Club	Burnsville	7,056,484	6,009,873	1,046,611	470,629	45.0%	0	0	564,890	54.0%	104,194	10.0%	9,400	0.9%	451,296	43.1%
Caledonia Sno-Gophers Snowmobil	Brownsville	661,536	539,368	122,168	60,992	49.9%	0	64,811	30,066	24.6%	5,390	4.4%	7,995	6.5%	16,681	13.7%
Caledonia Volunteer Fire Departme	Caledonia	136,427	105,637	30,790	17,137	55.7%	0	0	14,766	48.0%	10,199	33.1%	1,705	5.5%	2,862	9.3%
Cambridge Isanti Hockey Associatio	Isanti	1,186,682	949,415	237,268	126,417	53.3%	0	0	121,135	51.1%	68,060	28.7%	6,050	2.5%	47,025	19.8%
Campbell Vol Fire Dept	Campbell	276,066	224,945	51,121	27,343	53.5%	0	6	27,270	53.3%	19,381	37.9%	1,685	3.3%	6,204	12.1%
Canadian Days Little Canada	Little Canada	727,536	580,548	146,988	76,820	52.3%	0	0	63,641	43.3%	43,939	29.9%	0	0.0%	19,702	13.4%
Canby Fire Dept Relief Assoc	Canby	157,250	121,590	35,660	17,023	47.7%	0	0	21,478	60.2%	16,580	46.5%	2,100	5.9%	2,798	7.8%
Cannon Falls Fire Dept Relief Assoc	Cannon Falls	1,102,389	910,594	191,795	111,942	58.4%	0	0	73,722	38.4%	24,624	12.8%	5,900	3.1%	43,198	22.5%
Carlos Firemen Relief Assoc	Carlos	1,277,329	1,119,565	157,764	96,287	61.0%	0	0	66,587	42.2%	12,508	7.9%	1,800	1.1%	52,279	33.1%
Carlos Lions Club	Carlos	438,736	359,631	79,105	37,632	47.6%	0	0	42,454	53.7%	33,980	43.0%	0	0.0%	8,474	10.7%
Carver Lions Club	Carver	1,263,056	1,073,477	189,579	79,822	42.1%	0	0	109,245	57.6%	51,959	27.4%	4,500	2.4%	52,786	27.8%
Cathedral High School	St. Cloud	1,652,595	1,190,212	462,383	298,431	64.5%	0	0	176,394	38.1%	125,000	27.0%	3,050	0.7%	48,344	10.5%
Catholic Eldercare Community Four	Minneapolis	1,584,579	1,278,239	306,340	152,566	49.8%	0	30,636	132,681	43.3%	50,000	16.3%	0	0.0%	82,681	27.0%
CC Riders Snowmobile Club	Canyon	1,594,264	1,348,263	246,001	145,703	59.2%	0	0	97,779	39.7%	15,515	6.3%	3,175	1.3%	79,089	32.2%
Cedar East Bethel Lions Club	East Bethel	741,053	613,561	127,492	100,895	79.1%	0	0	30,359	23.8%	10,203	8.0%	3,300	2.6%	16,856	13.2%
Centennial Fire Relief Assoc	Lino Lakes	1,064,173	876,575	187,598	115,794	61.7%	0	500	80,140	42.7%	42,756	22.8%	3,300	1.8%	34,084	18.2%
Centennial Youth Hockey Assoc	Circle Pines	2,212,832	1,844,807	368,025	195,829	53.2%	0	0	181,019	49.2%	59,100	16.1%	7,200	2.0%	114,719	31.2%
Center City Fire Relief Assoc	Center City	534,617	426,893	107,724	73,336	68.1%	0	0	25,911	24.1%	13,198	12.3%	1,650	1.5%	11,063	10.3%
Central Minn Sexual Assault Ctr	St. Cloud	1,889,281	1,596,679	292,602	145,860	49.8%	0	0	155,896	53.3%	55,000	18.8%	3,275	1.1%	97,621	33.4%
Central Minn Task Force For Batter	St. Cloud	1,675,273	1,182,582	492,691	313,196	63.6%	0	0	137,913	28.0%	84,662	17.2%	3,050	0.6%	50,201	10.2%
Chamber of Commerce Byron Area	Byron	383,905	318,588	65,317	36,240	55.5%	0	0	13,049	20.0%	1,250	1.9%	2,500	3.8%	9,299	14.2%
Chamber of Commerce Ham Lake	Ham Lake	1,628,129	1,319,655	308,474	150,205	48.7%	0	0	157,337	51.0%	72,288	23.4%	3,075	1.0%	81,974	26.6%
Champlin Dayton Athletic Associatio	Champlin	4,144,269	3,514,079	630,190	188,994	30.0%	0	0	436,813	69.3%	184,350	29.3%	3,000	0.5%	249,463	39.6%
Champlin Park Youth Hockey Assoc	Champlin	2,053,111	1,745,230	307,881	164,740	53.5%	0	0	166,493	54.1%	50,000	16.2%	3,900	1.3%	112,593	36.6%
Chaska Lions Club	Chaska	1,590,821	1,218,546	372,275	186,444	50.1%	0	0	164,701	44.2%	89,127	23.9%	2,975	0.8%	72,599	19.5%
Chatfield Athletic Club	Chatfield	920,414	752,644	167,770	65,071	38.8%	0	0	106,501	63.5%	76,073	45.3%	1,200	0.7%	29,228	17.4%
Chatfield Firefighters Activities Assc	Chatfield	861,873	693,170	168,703	63,427	37.6%	0	0	99,736	59.1%	74,006	43.9%	825	0.5%	24,905	14.8%
Chicagami	Eveleth	2,261,716	1,908,411	353,305	193,815	54.9%	0	0	166,409	47.1%	43,183	12.2%	2,900	0.8%	120,326	34.1%
Childrens Safety Center Network	St. Paul	315,601	245,633	69,968	39,991	57.2%	(1,576)	0	13,335	19.1%	5,000	7.1%	0	0.0%	8,335	11.9%
Chisago City Fire Relief Assoc	Chisago City	1,693,326	1,389,934	303,392	155,771	51.3%	0	0	153,874	50.7%	70,518	23.2%	3,600	1.2%	79,756	26.3%
Chisago Lakes Area Recreation Ass	Chisago City	273,752	209,906	63,846	38,852	60.9%	0	0	24,587	38.5%	15,207	23.8%	1,650	2.6%	7,730	12.1%
Chops Inc	Minneapolis	1,675,664	1,353,782	321,882	149,630	46.5%	0	0	173,413	53.9%	78,200	24.3%	5,430	1.7%	89,783	27.9%
Church of Crucifixion	La Crescent	453,441	364,629	88,812	28,959	32.6%	0	0	61,458	69.2%	49,541	55.8%	3,446	3.9%	8,471	9.5%
Church of Holy Trinity	Winsted	795,292	642,746	152,546	39,339	25.8%	0	0	113,040	74.1%	85,846	56.3%	1,450	1.0%	25,744	16.9%
Church of Immaculate Conception	Columbia Heights	1,088,112	922,854	165,258	109,890	66.5%	0	0	58,926	35.7%	36,000	21.8%	3,325	2.0%	19,601	11.9%

Organization	City	Gross Receipts	Prizes	Net Receipts	Allowable Expenses		Excess Exp Reimb	Capital Assets Improvements	Lawful Purpose		Lawful Purpose		Lawful Purpose		Lawful Purpose	
					AE total	Percent			Total	Percent	Charitable	Percent	Other	Percent	Taxes/Fee	Percent
Church of Incarnation Minneapolis	Minneapolis	4,762,635	3,797,487	965,148	597,502	61.9%	(10,699)	0	352,321	36.5%	67,405	7.0%	5,545	0.6%	279,371	28.9%
Church of Ss Peter & Paul	Richmond	175,384	133,424	41,960	14,315	34.1%	0	0	26,962	64.3%	22,630	53.9%	0	0.0%	4,332	10.3%
Church of St Jerome Maplewood	Maplewood	1,168,135	907,171	260,964	127,861	49.0%	0	0	114,050	43.7%	56,313	21.6%	3,700	1.4%	54,037	20.7%
Church of St Stanislaus Winona	Winona	233,885	163,995	69,890	17,100	24.5%	0	0	53,105	76.0%	46,300	66.2%	325	0.5%	6,480	9.3%
Church of St. Bernard St. Paul	St. Paul	3,612,570	2,967,743	644,827	378,706	58.7%	0	0	268,831	41.7%	53,467	8.3%	8,000	1.2%	207,364	32.2%
Church of St. John Nepomuk Lastrup	Lastrup	543,188	459,104	84,084	33,583	39.9%	0	0	54,538	64.9%	40,800	48.5%	1,850	2.2%	11,888	14.1%
Church Of St. Joseph	Waite Park	1,274,825	986,004	288,821	167,620	58.0%	0	0	116,553	40.4%	58,081	20.1%	1,425	0.5%	57,047	19.8%
Church of St. Lawrence	Foley	1,195,645	992,844	202,801	86,620	42.7%	0	0	119,088	58.7%	67,908	33.5%	0	0.0%	51,180	25.2%
Church of St. Mary Rom.Orthodox A	St. Paul	1,742,216	1,248,464	493,752	314,155	63.6%	0	75,321	153,431	31.1%	95,839	19.4%	0	0.0%	57,592	11.7%
Church of St. Mary Romanian Ortho	St. Paul	1,801,468	1,250,607	550,861	331,890	60.2%	0	0	214,207	38.9%	146,479	26.6%	3,000	0.5%	64,728	11.8%
Church of St. Philip	Litchfield	685,114	554,528	130,586	50,448	38.6%	0	0	79,668	61.0%	60,959	46.7%	2,600	2.0%	16,108	12.3%
Church of St. Thomas Aquinas Inter	International Falls	56,888	38,574	18,314	844	4.6%	0	0	14,297	78.1%	12,765	69.7%	0	0.0%	1,532	8.4%
Circle Pines Lexington Lions Club	Circle Pines	641,648	524,861	116,787	72,798	62.3%	0	0	33,211	28.4%	17,655	15.1%	0	0.0%	15,556	13.3%
Civil Air Patrol Chapt Red Wing Cor	Red Wing	2,087,257	1,757,127	330,130	175,555	53.2%	0	0	128,047	38.8%	14,825	4.5%	2,350	0.7%	110,872	33.6%
Clara City Lions Club	Clara City	115,148	91,187	23,961	11,820	49.3%	0	0	11,258	47.0%	8,431	35.2%	0	0.0%	2,827	11.8%
Claremont Area Chamber of Comm	Claremont	366,446	282,241	84,205	48,288	57.3%	0	0	34,620	41.1%	22,220	26.4%	3,200	3.8%	9,200	10.9%
Clarissa Lions Club	Clarissa	574,803	489,306	85,497	46,392	54.3%	0	0	40,038	46.8%	26,072	30.5%	1,700	2.0%	12,266	14.3%
Clarkfield Lions Club	Clarkfield	225,006	183,542	41,464	28,832	69.5%	0	0	17,827	43.0%	7,658	18.5%	4,710	11.4%	5,459	13.2%
Clear Lake Lions Club	Clear Lake	915,286	732,672	182,614	71,236	39.0%	0	0	110,514	60.5%	80,712	44.2%	4,010	2.2%	25,793	14.1%
Clearbrook Community Club	Clearbrook	589,521	500,713	88,808	52,275	58.9%	0	0	44,067	49.6%	26,718	30.1%	4,262	4.8%	13,087	14.7%
Clearwater Lions Club	Clearwater	912,217	745,629	166,588	88,069	52.9%	0	0	93,150	55.9%	62,268	37.4%	1,600	1.0%	29,282	17.6%
Clearwater Trailblazers Snowmobile	Shevlin	125,409	93,216	32,194	18,048	56.1%	0	0	13,570	42.2%	9,963	30.9%	0	0.0%	3,607	11.2%
Clements Fire Dept Relief Assoc	Clements	115,265	88,826	26,439	13,559	51.3%	0	0	8,628	32.6%	6,361	24.1%	0	0.0%	2,267	8.6%
Cleveland Firemen's Relief Associat	Cleveland	623,354	498,757	124,597	48,953	39.3%	0	0	73,379	58.9%	58,381	46.9%	1,000	0.8%	13,998	11.2%
Climax Community Club	Climax	594,821	512,365	82,456	45,072	54.7%	0	0	34,988	42.4%	19,158	23.2%	2,000	2.4%	13,830	16.8%
Climb Inc	Inver Grove Heights	14,586,417	11,687,921	2,898,497	1,492,573	51.5%	0	0	1,481,254	51.1%	541,792	18.7%	0	0.0%	939,462	32.4%
Cloquet Amateur Hockey Assoc	Cloquet	586,616	506,867	79,749	49,970	62.7%	0	0	29,312	36.8%	10,750	13.5%	3,850	4.8%	14,712	18.4%
Cloquet Youth Baseball Softball Ass	Cloquet	439,603	371,265	68,338	43,120	63.1%	0	0	27,247	39.9%	11,000	16.1%	5,388	7.9%	10,859	15.9%
Cokato Firefighters Relief Assoc	Cokato	102,900	75,686	27,214	11,966	44.0%	0	0	7,741	28.4%	1,143	4.2%	2,882	10.6%	3,716	13.7%
Cokato Lions Club	Cokato	162,504	131,658	30,846	9,996	32.4%	(1,296)	0	18,398	59.6%	14,805	48.0%	0	0.0%	3,593	11.6%
Cold Spring Fire Dept Relief Assoc	Cold Spring	197,112	139,382	57,729	18,027	31.2%	0	0	41,934	72.6%	32,365	56.1%	0	0.0%	9,569	16.6%
Cold Spring Lions Club	Cold Spring	515,809	422,926	92,883	52,283	56.3%	0	0	42,416	45.7%	26,545	28.6%	1,400	1.5%	14,471	15.6%
Cologne Firemans Relief Assoc	Cologne	456,195	373,814	82,381	45,319	55.0%	0	0	41,075	49.9%	30,253	36.7%	2,725	3.3%	8,097	9.8%
Columbia Heights Athletic Boosters	Columbia Heights	3,137,242	2,509,711	627,531	291,105	46.4%	0	0	341,069	54.4%	153,744	24.5%	8,700	1.4%	178,625	28.5%
Columbia Moorhead Club	Moorhead	218,336	166,412	51,924	28,849	55.6%	0	0	31,683	61.0%	21,679	41.8%	5,263	10.1%	4,741	9.1%
Community Charities of Minnesota	Mankato	5,470,861	4,179,802	1,291,059	642,708	49.8%	0	1,000	651,377	50.5%	276,624	21.4%	17,050	1.3%	357,703	27.7%
Community Connection of Sauk Cen	Sauk Centre	941,322	797,610	143,713	63,668	44.3%	0	0	80,461	56.0%	47,772	33.2%	0	0.0%	32,689	22.7%
Community Options & Resources	Welcome	42,441	32,873	9,568	4,834	50.5%	0	0	10,058	105.1%	6,500	67.9%	2,400	25.1%	1,158	12.1%
Como Area Youth Hockey	St. Paul	975,098	782,695	192,403	104,051	54.1%	0	0	57,349	29.8%	20,495	10.7%	2,753	1.4%	34,101	17.7%
Confidence Learning Center	East Gull Lake	4,192,727	3,463,414	729,313	315,748	43.3%	0	0	422,994	58.0%	173,168	23.7%	0	0.0%	249,827	34.3%
Cook Firemens Relief Association	Cook	463,011	377,927	85,084	50,607	59.5%	0	0	44,707	52.5%	32,100	37.7%	3,050	3.6%	9,557	11.2%
Cook Timberwolves Snowmobile Cl	Cook	829,841	681,545	148,296	68,827	46.4%	0	32,178	52,119	35.1%	14,229	9.6%	3,050	2.1%	34,840	23.5%
Coon Lake Community & Senior Ctr	Wyoming	313,059	241,488	71,571	31,123	43.5%	0	0	43,948	61.4%	35,180	49.2%	3,200	4.5%	5,568	7.8%
Coon Rapids Lions Club	Coon Rapids	4,830,268	3,876,921	953,347	489,423	51.3%	0	0	463,600	48.6%	192,302	20.2%	4,800	0.5%	266,498	28.0%
Coon Rapids Mat Bandits Wrestling	Coon Rapids	4,729,785	3,759,605	970,180	359,782	37.1%	0	0	614,109	63.3%	284,111	29.3%	5,000	0.5%	324,998	33.5%
Coon Rapids National Little League	Coon Rapids	3,016,757	2,485,530	531,227	264,680	49.8%	0	0	280,386	52.8%	99,000	18.6%	2,250	0.4%	179,136	33.7%
Corcoran Jaycees	Corcoran	805,810	662,883	142,928	94,868	66.4%	0	0	41,243	28.9%	19,795	13.8%	0	0.0%	21,447	15.0%



Organization	City	Gross Receipts	Prizes	Net Receipts	Allowable Expenses		Excess Exp Reimb	Capital Assets Improvements	Lawful Purpose		Lawful Purpose		Lawful Purpose		Lawful Purpose	
					AE total	Percent			Total	Percent	Charitable	Percent	Other	Percent	Taxes/Fee	Percent
Corcoran Lions Club	Corcoran	736,809	601,690	135,119	90,744	67.2%	0	0	44,507	32.9%	25,250	18.7%	0	0.0%	19,257	14.3%
Cormorant Lakes Sportsman Club	Audubon	1,043,777	841,623	202,154	131,819	65.2%	0	0	72,370	35.8%	29,662	14.7%	6,618	3.3%	36,090	17.9%
Cosmos Lions Club	Cosmos	128,744	108,218	20,526	11,264	54.9%	0	0	10,370	50.5%	7,525	36.7%	0	0.0%	2,845	13.9%
Cottage Grove Athletic Assoc	Cottage Grove	2,952,243	2,366,625	585,618	435,755	74.4%	(78,987)	0	239,514	40.9%	145,649	24.9%	3,825	0.7%	90,040	15.4%
Cottage Grove Lions Club	Cottage Grove	1,500,738	1,261,753	238,984	119,979	50.2%	0	0	120,975	50.6%	51,514	21.6%	3,005	1.3%	66,456	27.8%
Cotter High School	Winona	2,181,410	1,754,295	427,115	178,545	41.8%	0	0	252,221	59.1%	132,620	31.1%	1,525	0.4%	118,076	27.6%
Cottonwood Co Game & Fish Prote	Windom	310,746	248,464	62,282	26,470	42.5%	0	0	40,195	64.5%	30,343	48.7%	2,250	3.6%	7,602	12.2%
Courtland Lions Club	Courtland	265,003	210,597	54,406	27,538	50.6%	0	0	18,552	34.1%	12,060	22.2%	503	0.9%	5,990	11.0%
Courtland Recreation Assoc	Courtland	99,728	68,329	31,399	16,964	54.0%	0	0	15,014	47.8%	12,041	38.3%	382	1.2%	2,591	8.3%
Crookston Firefighters Assoc	Crookston	429,659	332,187	97,472	73,852	75.8%	(13,409)	0	43,022	44.1%	35,750	36.7%	0	0.0%	7,272	7.5%
Crosby Fire Relief Assoc	Crosby	1,733,397	1,509,721	223,676	115,089	51.5%	0	0	112,994	50.5%	20,825	9.3%	10,609	4.7%	81,560	36.5%
Crosby Ironton Aitkin Amateur Hock	Crosby	1,094,476	871,027	223,449	130,495	58.4%	0	0	95,645	42.8%	54,204	24.3%	0	0.0%	41,441	18.5%
Crosby Ironton Quarterback Club	Ironton	759,307	641,431	117,875	62,926	53.4%	0	0	68,199	57.9%	41,699	35.4%	6,017	5.1%	20,483	17.4%
Crosslake Lions Club	Crosslake	867,990	699,815	168,175	75,827	45.1%	0	0	117,740	70.0%	89,404	53.2%	2,850	1.7%	25,486	15.2%
Crow River Sno Pros	Glencoe	1,072,640	886,391	186,249	63,889	34.3%	0	0	106,618	57.2%	63,850	34.3%	2,500	1.3%	40,268	21.6%
Crow River Trail Guards Inc	Paynesville	118,942	94,590	24,352	15,332	63.0%	(1,514)	0	12,718	52.2%	9,400	38.6%	0	0.0%	3,318	13.6%
Crow River Youth Hockey Assoc	Delano	964,410	811,510	152,900	74,588	48.8%	0	0	73,948	48.4%	40,829	26.7%	2,750	1.8%	30,369	19.9%
Crystal Lions Club	Crystal	420,435	347,070	73,365	65,183	88.8%	0	0	27,535	37.5%	16,581	22.6%	3,975	5.4%	6,979	9.5%
Cura Center	St. Cloud	1,804,637	1,296,881	507,756	305,159	60.1%	0	0	190,236	37.5%	127,992	25.2%	3,050	0.6%	59,194	11.7%
Curl Mesabi Inc	Eveleth	529,344	454,627	74,717	49,752	66.6%	(5,701)	0	26,842	35.9%	11,656	15.6%	3,400	4.6%	11,785	15.8%
Currie Town and Country Boosters	Currie	251,509	196,450	55,059	31,351	56.9%	0	0	21,240	38.6%	13,095	23.8%	3,017	5.5%	5,128	9.3%
Cuyuna Fire Mens Relief Assoc	Deerwood	1,180,400	1,031,118	149,282	86,416	57.9%	0	0	64,609	43.3%	19,603	13.1%	2,400	1.6%	42,606	28.5%
Cyrus Fire Dept Relief Assoc	Cyrus	265,362	213,261	52,101	25,730	49.4%	0	0	20,378	39.1%	13,405	25.7%	1,300	2.5%	5,673	10.9%
Czech & Slovak Sokol Minnesota	St. Paul	1,255,650	1,022,929	232,721	133,250	57.3%	0	0	96,267	41.4%	36,344	15.6%	3,425	1.5%	56,498	24.3%
Danube Lions Club	Danube	166,138	135,601	30,537	10,163	33.3%	(2)	0	26,126	85.6%	20,756	68.0%	1,500	4.9%	3,870	12.7%
DAV Chapt 1	Minneapolis	782,366	645,658	136,708	68,359	50.0%	0	0	68,589	50.2%	50,035	36.6%	60	0.0%	18,493	13.5%
Dawson Fire Department Relief Ass	Dawson	542,550	435,091	107,459	40,862	38.0%	0	0	64,730	60.2%	47,600	44.3%	4,225	3.9%	12,905	12.0%
Dayton Lions Club	Osseo	971,348	780,641	190,708	135,383	71.0%	0	0	56,386	29.6%	19,841	10.4%	3,650	1.9%	32,895	17.2%
De La Salle High School	Minneapolis	1,271,493	1,059,375	212,118	164,477	77.5%	0	0	65,282	30.8%	0	0.0%	5,129	2.4%	60,153	28.4%
Dead Broke Saddle Club	Hugo	2,834,963	2,334,204	500,759	243,699	48.7%	0	11,213	275,951	55.1%	108,223	21.6%	3,400	0.7%	164,328	32.8%
Deer Creek Lions Club	Deer Creek	386,558	310,928	75,630	33,313	44.0%	0	0	36,623	48.4%	29,540	39.1%	0	0.0%	7,083	9.4%
Deerwood Fire Relief Assoc	Deerwood	813,217	679,258	133,959	78,329	58.5%	0	0	57,072	42.6%	31,490	23.5%	3,100	2.3%	22,482	16.8%
Defeat of Jesse James Days Comm	Northfield	427,309	354,257	73,052	42,754	58.5%	(741)	0	37,594	51.5%	28,540	39.1%	0	0.0%	9,054	12.4%
Dennison Lions Club	Dennison	342,406	282,058	60,348	39,752	65.9%	0	0	28,044	46.5%	17,275	28.6%	2,570	4.3%	8,199	13.6%
Dent Firefighters Relief Assoc	Dent	974,175	798,183	175,992	77,972	44.3%	0	0	101,447	57.6%	67,000	38.1%	2,000	1.1%	32,447	18.4%
Dent Lions Club	Dent	375,455	297,296	78,159	46,025	58.9%	0	0	31,947	40.9%	21,698	27.8%	3,000	3.8%	7,250	9.3%
Detroit Lakes Lions Club	Detroit Lakes	466,918	400,594	66,324	37,921	57.2%	0	0	21,367	32.2%	10,436	15.7%	850	1.3%	10,081	15.2%
Dexter Firefighters Relief Assoc	Dexter	465,497	371,852	93,645	48,775	52.1%	0	0	44,235	47.2%	35,175	37.6%	0	0.0%	9,060	9.7%
Diamond Jubilee Gonvick	Gonvick	251,892	200,159	51,733	29,295	56.6%	0	0	23,724	45.9%	9,516	18.4%	3,000	5.8%	11,208	21.7%
Dilworth Lions Club	Dilworth	364,309	293,217	71,092	37,430	52.7%	(4,600)	0	37,609	52.9%	27,663	38.9%	2,200	3.1%	7,746	10.9%
Divine Mercy Catholic School	Faribault	960,424	778,782	181,642	70,906	39.0%	0	0	110,735	61.0%	79,173	43.6%	1,940	1.1%	29,622	16.3%
Douglas Area Trail Assoc	Alexandria	1,136,977	925,386	211,591	122,348	57.8%	0	0	91,313	43.2%	49,404	23.3%	2,000	0.9%	39,909	18.9%
Dover Fire Relief Association	Dover	2,413,667	1,904,290	509,377	273,501	53.7%	0	0	223,369	43.9%	82,435	16.2%	3,900	0.8%	137,034	26.9%
Dr. J. E. Le Clerc Council Knights of	Le Sueur	1,704,171	1,435,794	268,377	112,782	42.0%	0	0	166,674	62.1%	80,855	30.1%	4,650	1.7%	81,169	30.2%
Drum and Bugle Corps St Peter Go	St. Peter	838,949	673,495	165,454	94,340	57.0%	0	0	55,960	33.8%	22,350	13.5%	2,550	1.5%	31,060	18.8%
Duluth Amateur Youth Basketball A	Duluth	862,307	729,564	132,743	106,154	80.0%	(59,345)	0	73,533	55.4%	43,000	32.4%	2,450	1.8%	28,083	21.2%
Duluth Curling Club	Duluth	571,242	476,856	94,386	72,533	76.8%	0	0	20,351	21.6%	8,150	8.6%	0	0.0%	12,201	12.9%



Organization	City	Gross Receipts	Prizes	Net Receipts	Allowable Expenses		Excess Exp Reimb	Capital Assets Improvements	Lawful Purpose		Lawful Purpose		Lawful Purpose		Lawful Purpose	
					AE total	Percent			Total	Percent	Charitable	Percent	Other	Percent	Taxes/Fee	Percent
Duluth Softball Players Association	Duluth	1,820,006	1,531,499	288,507	164,258	56.9%	0	0	135,181	46.9%	33,382	11.6%	3,450	1.2%	98,349	34.1%
Dundas Baseball Assoc	Dundas	362,520	286,811	75,709	37,312	49.3%	0	0	40,942	54.1%	28,854	38.1%	2,200	2.9%	9,888	13.1%
Eagan Athletic Assoc	Eagan	586,233	472,006	114,227	66,924	58.6%	(5,329)	0	69,456	60.8%	50,000	43.8%	6,000	5.3%	13,456	11.8%
Eagan Hockey Assoc	Eagan	1,118,223	933,078	185,145	82,389	44.5%	0	0	100,921	54.5%	58,000	31.3%	2,300	1.2%	40,621	21.9%
Eagan Lions Club	Eagan	1,168,894	946,082	222,812	106,145	47.6%	0	0	122,824	55.1%	73,112	32.8%	3,700	1.7%	46,012	20.7%
Eagle Bend Fire Dept Relief Assoc	Eagle Bend	402,220	330,258	71,963	36,302	50.4%	0	0	47,074	65.4%	37,650	52.3%	1,985	2.8%	7,439	10.3%
Eagle Bend Lions Club	Eagle Bend	305,404	261,325	44,079	20,146	45.7%	0	0	19,339	43.9%	9,178	20.8%	3,770	8.6%	6,391	14.5%
Eagle Lake Fire Relief Assoc	Eagle Lake	461,473	384,827	76,646	36,520	47.6%	0	0	51,713	67.5%	40,833	53.3%	2,350	3.1%	8,530	11.1%
Eagles Aerie 1243	Winona	1,633,679	1,298,031	335,648	171,600	51.1%	0	0	165,254	49.2%	68,964	20.5%	13,854	4.1%	82,437	24.6%
Eagles Aerie 1460	Faribault	939,340	717,158	222,182	158,846	71.5%	0	550	74,939	33.7%	30,613	13.8%	19,487	8.8%	24,839	11.2%
Eagles Aerie 1791	Owatonna	1,738,298	1,385,330	352,968	147,228	41.7%	0	109,146	105,116	29.8%	3,527	1.0%	24,467	6.9%	77,123	21.8%
Eagles Aerie 2228	Rochester	1,001,049	808,202	192,847	87,856	45.6%	0	0	101,637	52.7%	38,772	20.1%	30,930	16.0%	31,935	16.6%
Eagles Aerie 2242	Northfield	705,469	577,206	128,263	62,597	48.8%	0	0	77,151	60.2%	42,965	33.5%	20,653	16.1%	13,533	10.6%
Eagles Aerie 2258	Albert Lea	1,693,108	1,339,751	353,357	153,426	43.4%	0	10,895	188,482	53.3%	88,569	25.1%	21,646	6.1%	78,267	22.1%
Eagles Aerie 2334	Willmar	985,910	799,005	186,905	113,782	60.9%	0	0	76,023	40.7%	43,805	23.4%	4,475	2.4%	27,743	14.8%
Eagles Aerie 2339	Fergus Falls	2,139,962	1,824,491	315,471	140,296	44.5%	0	650	154,811	49.1%	34,996	11.1%	10,101	3.2%	109,714	34.8%
Eagles Aerie 2342	Detroit Lakes	670,087	566,043	104,044	93,438	89.8%	(4,112)	0	16,988	16.3%	850	0.8%	2,500	2.4%	13,638	13.1%
Eagles Aerie 2342 Past Presidents	Detroit Lakes	411,810	355,913	55,897	38,403	68.7%	0	0	18,340	32.8%	8,400	15.0%	1,500	2.7%	8,440	15.1%
Eagles Aerie 2368	Thief River Falls	888,107	694,459	193,648	86,678	44.8%	0	9,900	72,691	37.5%	41,098	21.2%	8,467	4.4%	23,126	11.9%
Eagles Aerie 2469	Grand Rapids	2,612,157	2,153,457	458,699	180,645	39.4%	0	14,695	224,331	48.9%	68,910	15.0%	19,307	4.2%	136,114	29.7%
Eagles Aerie 2617	Hallock	87,923	71,383	16,540	10,157	61.4%	(38)	0	6,959	42.1%	5,125	31.0%	0	0.0%	1,834	11.1%
Eagles Aerie 2663	Rush City	151,731	122,952	28,778	14,698	51.1%	(1,627)	0	14,200	49.3%	326	1.1%	11,325	39.4%	2,549	8.9%
Eagles Aerie 269	Mankato	2,537,481	2,027,729	509,752	239,802	47.0%	0	31,521	210,139	41.2%	39,331	7.7%	20,873	4.1%	149,935	29.4%
Eagles Aerie 287	Brainerd	962,691	788,944	173,747	83,917	48.3%	0	0	98,560	56.7%	61,342	35.3%	11,449	6.6%	25,769	14.8%
Eagles Aerie 3063	Alexandria	2,947,523	2,480,905	466,618	221,369	47.4%	0	2,832	216,234	46.3%	37,548	8.0%	17,781	3.8%	160,905	34.5%
Eagles Aerie 3208	Bloomington	1,167,175	946,972	220,203	125,425	57.0%	0	0	100,313	45.6%	18,212	8.3%	37,705	17.1%	44,396	20.2%
Eagles Aerie 3264	Elk River	957,502	807,726	149,776	90,131	60.2%	(18,192)	0	49,901	33.3%	14,958	10.0%	2,525	1.7%	32,418	21.6%
Eagles Aerie 3282	Worthington	149,895	111,628	38,268	21,241	55.5%	0	1,475	17,951	46.9%	4,509	11.8%	7,165	18.7%	6,277	16.4%
Eagles Aerie 3394	Fairmont	75,091	56,347	18,745	8,554	45.6%	0	0	3,527	18.8%	2,074	11.1%	0	0.0%	1,453	7.8%
Eagles Aerie 3403	Luverne	242,475	202,942	39,533	14,279	36.1%	0	0	19,878	50.3%	9,504	24.0%	3,851	9.7%	6,523	16.5%
Eagles Aerie 3405	Marshall	116,334	86,916	29,419	15,689	53.3%	0	0	13,734	46.7%	8,700	29.6%	1,960	6.7%	3,074	10.4%
Eagles Aerie 3420	St. James	558,970	464,279	94,691	53,561	56.6%	0	0	30,817	32.5%	15,303	16.2%	2,165	2.3%	13,349	14.1%
Eagles Aerie 3424	Litchfield	451,423	366,347	85,076	40,302	47.4%	0	8,000	29,260	34.4%	16,532	19.4%	2,470	2.9%	10,258	12.1%
Eagles Aerie 3486	Karlstad	191,090	159,466	31,624	15,518	49.1%	(2,552)	0	18,581	58.8%	9,020	28.5%	4,790	15.1%	4,771	15.1%
Eagles Aerie 350	East Grand Forks	1,802,831	1,427,559	375,272	191,529	51.0%	0	69,505	99,070	26.4%	14,329	3.8%	7,758	2.1%	76,983	20.5%
Eagles Aerie 3718	New Brighton	1,167,035	988,985	178,050	95,633	53.7%	0	0	77,617	43.6%	9,975	5.6%	23,778	13.4%	43,864	24.6%
Eagles Aerie 3753	Waseca	636,136	505,787	130,349	72,005	55.2%	0	0	69,732	53.5%	51,670	39.6%	3,050	2.3%	15,012	11.5%
Eagles Aerie 3882	Roseau	621,954	513,706	108,248	61,662	57.0%	(4,246)	0	28,316	26.2%	9,922	9.2%	4,200	3.9%	14,194	13.1%
Eagles Aerie 3918	Tracy	96,690	77,107	19,583	11,714	59.8%	(8)	0	6,975	35.6%	4,315	22.0%	0	0.0%	2,660	13.6%
Eagles Aerie 4031	Farmington	1,499,766	1,230,686	269,080	103,719	38.5%	0	39,600	132,124	49.1%	45,045	16.7%	21,469	8.0%	65,610	24.4%
Eagles Aerie 4120	Shakopee	439,691	353,139	86,552	46,546	53.8%	0	0	50,656	58.5%	37,535	43.4%	3,625	4.2%	9,496	11.0%
Eagles Aerie 620	Morris	676,495	570,608	105,888	62,899	59.4%	0	700	55,016	52.0%	32,783	31.0%	5,690	5.4%	16,543	15.6%
Eagles Aerie 622	St. Cloud	1,254,613	1,008,846	245,767	147,153	59.9%	0	500	99,895	40.6%	27,899	11.4%	23,197	9.4%	48,799	19.9%
Eagles Aerie 703	Austin	1,063,112	872,985	190,127	124,633	65.6%	0	3,121	75,390	39.7%	15,348	8.1%	13,733	7.2%	46,309	24.4%
Eagles Aerie 870	Park Rapids	3,138,629	2,756,911	381,719	170,924	44.8%	0	0	216,493	56.7%	20,224	5.3%	21,410	5.6%	174,859	45.8%
Eagles Aerie 873	Crookston	995,121	817,173	177,948	98,578	55.4%	0	0	66,411	37.3%	21,405	12.0%	13,997	7.9%	31,008	17.4%
Eagles Aerie 94	Stillwater	3,003,892	2,572,088	431,804	182,021	42.2%	0	0	238,320	55.2%	37,341	8.6%	27,425	6.4%	173,554	40.2%

Organization	City	Gross Receipts	Prizes	Net Receipts	Allowable Expenses		Excess Exp Reimb	Capital Assets Improvements	Lawful Purpose		Lawful Purpose		Lawful Purpose		Lawful Purpose	
					AE total	Percent			Total	Percent	Charitable	Percent	Other	Percent	Taxes/Fee	Percent
East Grand Forks Blue Line Club	East Grand Forks	283,827	216,458	67,369	28,167	41.8%	0	0	22,992	34.1%	16,515	24.5%	0	0.0%	6,477	9.6%
East Hubbard Co Fire Dist	Akeley	823,513	668,581	154,932	66,726	43.1%	0	0	91,633	59.1%	65,931	42.6%	0	0.0%	25,702	16.6%
Eastern Morrison County 4 Wheeler	Pierz	821,491	653,724	167,767	90,983	54.2%	0	0	69,282	41.3%	45,779	27.3%	1,950	1.2%	21,553	12.8%
Eden Valley Jaycees	Eden Valley	122,971	100,421	22,550	15,457	68.5%	0	0	10,727	47.6%	7,929	35.2%	0	0.0%	2,798	12.4%
Eden Valley Lions Club	Eden Valley	742,049	568,393	173,656	72,537	41.8%	0	0	91,093	52.5%	74,042	42.6%	0	0.0%	17,051	9.8%
Edison Booster Club	Maple Grove	690,535	544,740	145,795	91,095	62.5%	(6,840)	0	36,576	25.1%	15,000	10.3%	350	0.2%	21,226	14.6%
Edison Community Sports Foundati	Minneapolis	1,092,601	859,870	232,731	155,402	66.8%	(39,796)	0	105,381	45.3%	55,482	23.8%	4,100	1.8%	45,799	19.7%
Edison Youth Hockey Assoc	Minneapolis	315,908	230,226	85,682	86,790	101.3%	0	0	7,048	8.2%	50	0.1%	0	0.0%	6,998	8.2%
Elba Snowbirds	Plainview	742,837	606,295	136,542	76,234	55.8%	0	9,871	33,193	24.3%	11,240	8.2%	1,920	1.4%	20,033	14.7%
Elbow Lake Firemens Relief Assoc	Elbow Lake	1,381,481	1,164,505	216,977	85,456	39.4%	0	0	130,027	59.9%	63,650	29.3%	6,114	2.8%	60,263	27.8%
Elizabeth Fire Dept Relief Assoc	Elizabeth	218,073	182,209	35,864	19,844	55.3%	0	0	11,453	31.9%	4,718	13.2%	2,930	8.2%	3,806	10.6%
Elk Lake Easy Riders	Zimmerman	1,715,071	1,418,241	296,830	152,209	51.3%	0	0	145,412	49.0%	58,069	19.6%	3,000	1.0%	84,343	28.4%
Elk River Lions Club	Elk River	3,372,877	2,863,973	508,904	236,813	46.5%	(100)	1,200	277,385	54.5%	80,244	15.8%	2,852	0.6%	194,289	38.2%
Elk River Youth Hockey Assoc	Elk River	1,231,278	1,022,864	208,414	109,773	52.7%	0	0	121,075	58.1%	65,000	31.2%	1,500	0.7%	54,575	26.2%
Elko Baseball Club	Elko	674,558	534,230	140,328	79,395	56.6%	0	12,325	35,847	25.5%	19,453	13.9%	0	0.0%	16,394	11.7%
Elks Lodge 1003	Virginia	298,322	240,963	57,359	43,929	76.6%	(13,861)	0	31,294	54.6%	16,621	29.0%	8,170	14.2%	6,503	11.3%
Elks Lodge 1091	Rochester	806,004	642,193	163,811	104,216	63.6%	0	0	81,790	49.9%	24,252	14.8%	42,541	26.0%	14,997	9.2%
Elks Lodge 1161	Eveleth	382,231	319,681	62,550	39,197	62.7%	0	0	17,868	28.6%	7,439	11.9%	0	0.0%	10,429	16.7%
Elks Lodge 1166	Faribault	837,984	647,521	190,463	94,683	49.7%	0	1,100	80,845	42.4%	48,322	25.4%	6,340	3.3%	26,183	13.7%
Elks Lodge 1308	Thief River Falls	378,273	305,914	72,359	60,384	83.5%	0	0	27,902	38.6%	8,172	11.3%	11,292	15.6%	8,438	11.7%
Elks Lodge 133	Duluth	508,780	430,211	78,569	61,700	78.5%	0	0	36,181	46.0%	18,469	23.5%	2,736	3.5%	14,976	19.1%
Elks Lodge 1395	Owatonna	963,130	767,653	195,478	96,224	49.2%	(354)	0	78,586	40.2%	39,114	20.0%	8,280	4.2%	31,193	16.0%
Elks Lodge 1685	Alexandria	1,126,506	902,849	223,657	131,700	58.9%	0	2,165	91,524	40.9%	41,530	18.6%	10,398	4.6%	39,596	17.7%
Elks Lodge 179	Stillwater	699,284	567,845	131,439	76,885	58.5%	(1,901)	0	60,440	46.0%	40,727	31.0%	4,470	3.4%	15,243	11.6%
Elks Lodge 2221	Hopkins	341,591	279,226	62,365	42,803	68.6%	0	0	22,114	35.5%	1,125	1.8%	7,901	12.7%	13,088	21.0%
Elks Lodge 2287	Worthington	129,556	104,940	24,615	7,333	29.8%	0	0	16,628	67.6%	11,223	45.6%	1,035	4.2%	4,370	17.8%
Elks Lodge 2386	Wadena	656,899	547,309	109,590	69,084	63.0%	0	0	42,498	38.8%	19,480	17.8%	6,398	5.8%	16,620	15.2%
Elks Lodge 2427	Hutchinson	453,116	366,063	87,053	54,881	63.0%	0	18,240	27,873	32.0%	9,300	10.7%	3,900	4.5%	14,672	16.9%
Elks Lodge 327	Goodview	353,532	278,972	74,560	30,976	41.5%	0	738	41,645	55.9%	8,748	11.7%	24,623	33.0%	8,274	11.1%
Elks Lodge 414	Austin	2,289,711	1,750,277	539,434	340,731	63.2%	0	26,000	216,743	40.2%	33,557	6.2%	11,775	2.2%	171,411	31.8%
Elks Lodge 44	Brooklyn Park	155,731	118,963	36,768	23,709	64.5%	0	0	21,400	58.2%	16,427	44.7%	2,200	6.0%	2,773	7.5%
Elks Lodge 615	Brainerd	82,920	64,186	18,734	6,649	35.5%	0	0	8,663	46.2%	5,200	27.8%	0	0.0%	3,463	18.5%
Elks Lodge 813	Albert Lea	1,132,323	895,671	236,652	161,222	68.1%	(9,490)	38,500	88,665	37.5%	44,652	18.9%	20,448	8.6%	23,566	10.0%
Elks Lodge 845	Red Wing	658,324	553,613	104,711	47,528	45.4%	0	0	62,714	59.9%	33,969	32.4%	13,058	12.5%	15,687	15.0%
Elks Lodge 952	Willmar	330,803	281,209	49,594	20,146	40.6%	0	0	20,864	42.1%	12,898	26.0%	57	0.1%	7,908	15.9%
Elks Quarterback Club	Elk River	1,167,224	959,432	207,792	110,668	53.3%	0	0	95,493	46.0%	48,000	23.1%	0	0.0%	47,493	22.9%
Ellendale Fire Dept Relief Assoc	Ellendale	392,734	313,337	79,397	28,088	35.4%	0	0	51,150	64.4%	39,663	50.0%	4,100	5.2%	7,387	9.3%
Elrosa Baseball Club	Elrosa	345,713	279,468	66,245	24,946	37.7%	0	0	66,444	100.3%	57,738	87.2%	1,500	2.3%	7,206	10.9%
Elrosa Commercial Club	Elrosa	229,048	185,517	43,531	19,643	45.1%	0	0	18,455	42.4%	12,917	29.7%	1,400	3.2%	4,138	9.5%
Ely Blue Line Club	Ely	384,322	334,954	49,368	33,115	67.1%	0	0	17,230	34.9%	8,740	17.7%	1,300	2.6%	7,190	14.6%
Ely Igloo Snomobile Club	Ely	182,018	141,664	40,354	28,719	71.2%	(1,017)	6,373	4,479	11.1%	0	0.0%	0	0.0%	4,479	11.1%
Ely Winton Rod and Gun Club	Winton	963,249	864,672	98,577	97,370	98.8%	0	0	63,208	64.1%	15,605	15.8%	10,394	10.5%	37,209	37.7%
Elysian Fire Dept Relief Assoc	Elysian	330,769	249,820	80,949	38,623	47.7%	0	0	38,371	47.4%	20,038	24.8%	4,050	5.0%	14,283	17.6%
Emily Firemans Relief Assoc	Emily	440,385	337,785	102,600	53,859	52.5%	0	0	50,976	49.7%	38,125	37.2%	3,640	3.5%	9,211	9.0%
Essig Baseball Club	Sleepy Eye	217,986	175,509	42,476	17,077	40.2%	0	0	19,865	46.8%	12,345	29.1%	0	0.0%	7,520	17.7%
Fairfax Baseball Assoc	Fairfax	145,149	117,034	28,116	10,784	38.4%	(11)	0	17,320	61.6%	12,872	45.8%	1,315	4.7%	3,133	11.1%
Fairmont Fire Department Relief As	Fairmont	421,644	352,471	69,173	31,765	45.9%	0	0	46,821	67.7%	33,480	48.4%	5,000	7.2%	8,341	12.1%

Organization	City	Gross Receipts	Prizes	Net Receipts	Allowable Expenses		Excess Exp Reimb	Capital Assets Improvements	Lawful Purpose		Lawful Purpose		Lawful Purpose		Lawful Purpose	
					AE total	Percent			Total	Percent	Charitable	Percent	Other	Percent	Taxes/Fee	Percent
Fairmont Youth Hockey Assoc	Fairmont	4,010,990	3,362,225	648,765	331,676	51.1%	0	0	294,776	45.4%	65,301	10.1%	5,750	0.9%	223,725	34.5%
Faribault Hockey Assoc	Faribault	352,490	235,041	117,449	36,331	30.9%	0	0	72,535	61.8%	61,360	52.2%	0	0.0%	11,174	9.5%
Farmers Sportsmans League of Ter	Glenwood	319,772	262,729	57,043	28,306	49.6%	0	0	27,169	47.6%	18,660	32.7%	1,995	3.5%	6,513	11.4%
Farmington Youth Hockey Associati	Farmington	1,695,984	1,444,924	251,060	114,017	45.4%	0	0	160,462	63.9%	76,000	30.3%	2,600	1.0%	81,862	32.6%
Fergus Falls Hockey Assoc	Fergus Falls	1,274,257	1,009,861	264,396	187,849	71.0%	0	0	82,770	31.3%	32,708	12.4%	0	0.0%	50,062	18.9%
Fertile Firemens Relief Assoc	Fertile	990,546	867,348	123,198	53,527	43.4%	0	0	85,239	69.2%	47,810	38.8%	3,350	2.7%	34,079	27.7%
Festival and Heritage Found St. Pau	St. Paul	1,002,362	798,640	203,722	119,094	58.5%	0	0	80,661	39.6%	39,494	19.4%	3,700	1.8%	37,467	18.4%
Fifty Lakes Fire Relief Assoc	Fifty Lakes	598,875	500,999	97,876	43,519	44.5%	0	0	54,436	55.6%	39,950	40.8%	2,300	2.3%	12,186	12.5%
Fillmore County Handicapped Servi	Preston	250,238	204,275	45,963	18,967	41.3%	0	0	20,452	44.5%	13,350	29.0%	1,400	3.0%	5,702	12.4%
Finlayson Lions Club	Finlayson	316,116	258,865	57,251	28,311	49.5%	(17)	0	31,610	55.2%	23,607	41.2%	2,150	3.8%	5,852	10.2%
Floodwood Business & Community	Floodwood	147,807	115,076	32,731	16,551	50.6%	0	0	7,116	21.7%	1,168	3.6%	0	0.0%	5,948	18.2%
Foley Lions Club	Foley	588,019	470,950	117,069	74,383	63.5%	(7,160)	0	50,545	43.2%	39,732	33.9%	2,200	1.9%	8,613	7.4%
Forada Firemens Relief Association	Alexandria	856,798	696,486	160,312	71,707	44.7%	0	0	74,311	46.4%	46,506	29.0%	1,300	0.8%	26,505	16.5%
Forest Lake Athletic Assoc	Forest Lake	4,232,382	3,299,281	933,101	443,054	47.5%	0	0	452,689	48.5%	188,546	20.2%	3,750	0.4%	260,393	27.9%
Foreston Firemens Relief Assoc	Foreston	541,844	439,939	101,905	54,478	53.5%	0	0	44,743	43.9%	31,680	31.1%	2,201	2.2%	10,862	10.7%
Fosston Firemens Relief Associatio	Fosston	780,787	677,964	102,823	60,817	59.1%	(1,060)	0	47,372	46.1%	23,414	22.8%	1,664	1.6%	22,294	21.7%
Fountain Firefighters Relief Assoc	Fountain	718,341	600,578	117,763	53,907	45.8%	0	0	54,353	46.2%	35,625	30.3%	825	0.7%	17,903	15.2%
Fourtown Grygla Sportsman Club	Thief River Falls	45,548	36,223	9,325	5,731	61.5%	0	(316)	4,039	43.3%	2,525	27.1%	650	7.0%	864	9.3%
Fox Lake Conservation League Inc.	Sherburn	365,032	295,671	69,361	29,624	42.7%	0	0	51,373	74.1%	43,501	62.7%	1,476	2.1%	6,396	9.2%
Franklin Fire Relief Assoc	Franklin	157,718	130,001	27,717	10,938	39.5%	0	0	19,562	70.6%	15,000	54.1%	1,027	3.7%	3,535	12.8%
Franklin Lions Club	Franklin	179,278	150,893	28,385	14,527	51.2%	0	0	11,391	40.1%	8,000	28.2%	0	0.0%	3,391	11.9%
Fraternal Order of Police Minn Lodg	Inver Grove Heights	1,384,288	1,156,772	227,516	129,040	56.7%	0	0	107,686	47.3%	37,366	16.4%	6,965	3.1%	63,355	27.8%
Frazee Lions Club	Frazee	536,123	417,743	118,380	78,053	65.9%	0	0	29,718	25.1%	16,450	13.9%	1,350	1.1%	11,918	10.1%
Freeport Lions Club	Freeport	886,710	732,132	154,578	63,099	40.8%	0	0	88,606	57.3%	61,322	39.7%	1,750	1.1%	25,534	16.5%
Fridley Lions Club	Spring Lake Park	3,362,630	2,803,585	559,045	199,426	35.7%	0	0	346,369	62.0%	128,805	23.0%	3,800	0.7%	213,764	38.2%
Friends of the Belle Plaine Library	Belle Plaine	791,096	670,090	121,006	62,780	51.9%	0	0	58,848	48.6%	33,000	27.3%	6,000	5.0%	19,848	16.4%
Frontenac Sportsman Club	Frontenac	241,551	193,362	48,188	26,141	54.2%	0	0	20,975	43.5%	16,456	34.1%	0	0.0%	4,519	9.4%
Garfield Fire Department Relief Ass	Garfield	537,327	428,158	109,169	45,205	41.4%	0	0	71,611	65.6%	56,955	52.2%	1,618	1.5%	13,038	11.9%
Garrison Commercial Club	Garrison	1,287,762	1,065,022	222,740	99,679	44.8%	0	3,140	127,136	57.1%	61,226	27.5%	0	0.0%	65,911	29.6%
Garrison Lions Club	Garrison	684,874	532,723	152,151	89,166	58.6%	0	0	62,084	40.8%	43,653	28.7%	2,950	1.9%	15,481	10.2%
Garrison Vol Fire Dept Relief Assoc	Garrison	398,453	320,381	78,072	39,455	50.5%	0	0	58,826	75.3%	47,000	60.2%	1,600	2.0%	10,226	13.1%
Gaylord Fire Dept Relief Assoc	Gaylord	652,819	528,125	124,694	50,009	40.1%	0	0	93,153	74.7%	74,450	59.7%	3,408	2.7%	15,295	12.3%
Gaylord Game Protective League	Gaylord	267,488	221,526	45,962	23,891	52.0%	0	0	8,701	18.9%	1,700	3.7%	0	0.0%	7,001	15.2%
Geneva Fire Fighters' Relief Associ	Geneva	745,119	597,522	147,597	106,926	72.4%	(24,733)	0	64,993	44.0%	45,600	30.9%	4,650	3.2%	14,743	10.0%
Gibbon Lions Club	Gibbon	326,166	258,839	67,327	28,071	41.7%	0	0	31,783	47.2%	20,684	30.7%	3,780	5.6%	7,319	10.9%
Gilbert Fire Department Relief Asso	Gilbert	887,731	779,280	108,451	67,308	62.1%	(7,290)	0	47,675	44.0%	18,222	16.8%	1,550	1.4%	27,903	25.7%
Gilman Park & Recreation Assoc	Foley	118,081	92,256	25,825	19,100	74.0%	0	0	10,535	40.8%	7,088	27.4%	600	2.3%	2,847	11.0%
Glencoe Lions Club	Glencoe	929,921	744,470	185,451	95,021	51.2%	0	0	104,935	56.6%	80,846	43.6%	0	0.0%	24,089	13.0%
Glenville Community Recreation Co	Glenville	71,104	55,300	15,804	16,636	105.3%	0	0	6,131	38.8%	2,700	17.1%	0	0.0%	3,431	21.7%
Glenwood Fire Dept Relief Assoc	Glenwood	1,273,289	1,057,161	216,128	117,062	54.2%	0	0	118,678	54.9%	58,032	26.9%	3,400	1.6%	57,246	26.5%
Gnesen Volunteer Fire Department	Duluth	1,776,107	1,500,210	275,897	164,483	59.6%	0	0	120,844	43.8%	34,224	12.4%	0	0.0%	86,621	31.4%
Good Thunder Fire Dept Relief Ass	Good Thunder	458,018	378,082	79,936	36,696	45.9%	0	0	55,686	69.7%	43,173	54.0%	4,300	5.4%	8,213	10.3%
Goodhue Lions Club	Goodhue	357,384	290,216	67,168	31,995	47.6%	0	0	32,752	48.8%	24,585	36.6%	0	0.0%	8,167	12.2%
Goodridge Area Development	Goodridge	246,203	200,741	45,462	25,359	55.8%	0	0	19,097	42.0%	13,309	29.3%	1,200	2.6%	4,588	10.1%
Goodview Activity Group	Winona	3,324,676	2,704,444	620,232	264,960	42.7%	0	0	327,264	52.8%	121,692	19.6%	4,465	0.7%	201,107	32.4%
Goodview Winona Area Hockey Ass	Winona	1,508,880	1,234,356	274,524	110,965	40.4%	0	0	164,507	59.9%	95,250	34.7%	0	0.0%	69,257	25.2%
Grand Rapids Amateur Hockey Ass	Grand Rapids	1,531,058	1,182,414	348,644	213,841	61.3%	0	0	143,618	41.2%	63,805	18.3%	4,600	1.3%	75,213	21.6%

Organization	City	Gross Receipts	Prizes	Net Receipts	Allowable Expenses		Excess Exp Reimb	Capital Assets Improvements	Lawful Purpose		Lawful Purpose		Lawful Purpose		Lawful Purpose	
					AE total	Percent			Total	Percent	Charitable	Percent	Other	Percent	Taxes/Fee	Percent
Grandy Lions Club	Grandy	396,187	317,051	79,136	50,069	63.3%	0	0	26,970	34.1%	17,333	21.9%	2,300	2.9%	7,337	9.3%
Green Isle Firemens Relief Assoc	Green Isle	288,131	235,142	52,989	26,586	50.2%	0	0	25,689	48.5%	17,064	32.2%	3,700	7.0%	4,924	9.3%
Greenwald Community Recreation C	Greenwald	367,727	301,909	65,818	24,669	37.5%	0	0	39,103	59.4%	29,751	45.2%	1,400	2.1%	7,952	12.1%
Greenway Lions Club	Bovey	335,525	263,920	71,605	35,186	49.1%	0	0	41,280	57.6%	28,665	40.0%	1,400	2.0%	11,215	15.7%
Grey Eagle Burtrum Lions Club	Grey Eagle	913,745	736,239	177,506	77,141	43.5%	0	0	102,227	57.6%	71,426	40.2%	2,410	1.4%	28,391	16.0%
Grygla Gatzke Jaycees	Grygla	271,750	217,501	54,249	24,314	44.8%	0	0	29,620	54.6%	20,502	37.8%	2,350	4.3%	6,768	12.5%
Grygla Lions Club	Grygla	195,210	167,759	27,451	16,856	61.4%	0	0	14,635	53.3%	8,525	31.1%	1,100	4.0%	5,010	18.2%
Hackensack Fire Department	Hackensack	376,524	325,159	51,365	29,632	57.7%	0	0	21,338	41.5%	12,000	23.4%	2,052	4.0%	7,286	14.2%
Hackensack Lions Club	Hackensack	572,171	508,111	64,060	32,552	50.8%	0	0	36,721	57.3%	22,995	35.9%	1,600	2.5%	12,126	18.9%
Hadley Lions Club	Hadley	99,654	80,509	19,145	10,653	55.6%	0	500	8,034	42.0%	4,762	24.9%	776	4.1%	2,496	13.0%
Halstad Firemens Benefit Assoc	Halstad	376,408	310,174	66,234	30,074	45.4%	0	0	38,280	57.8%	27,000	40.8%	3,700	5.6%	7,580	11.4%
Ham Lake Lions Club	Ham Lake	637,684	524,542	113,142	59,991	53.0%	0	0	46,852	41.4%	27,819	24.6%	3,095	2.7%	15,938	14.1%
Hamburg Fire Dept Relief Assoc	Hamburg	206,055	157,844	48,211	19,567	40.6%	0	0	32,225	66.8%	26,429	54.8%	1,600	3.3%	4,195	8.7%
Hamel Lions Club	Hamel	944,095	754,806	189,289	107,233	56.7%	0	0	62,831	33.2%	27,897	14.7%	3,500	1.8%	31,434	16.6%
Hamel Vol Fire Relief Assoc	Hamel	563,921	469,777	94,144	46,678	49.6%	0	0	50,678	53.8%	35,450	37.7%	3,225	3.4%	12,003	12.7%
Hancock Firemen's Relief Assoc	Hancock	265,020	214,918	50,102	25,730	51.4%	0	0	21,322	42.6%	12,700	25.3%	2,600	5.2%	6,022	12.0%
Hanley Falls Firemens Relief Assoc	Hanley Falls	133,418	108,851	24,567	15,745	64.1%	0	0	10,641	43.3%	6,361	25.9%	1,720	7.0%	2,560	10.4%
Hanover Athletic Assoc	Hanover	6,873,841	5,810,052	1,063,789	399,374	37.5%	0	0	629,897	59.2%	180,760	17.0%	4,325	0.4%	444,812	41.8%
Hanover Lions Club	Hanover	2,070,450	1,759,664	310,786	181,653	58.4%	0	0	129,546	41.7%	19,389	6.2%	3,375	1.1%	106,782	34.4%
Hanska Baseball Assoc	Hanska	152,304	117,488	34,816	15,180	43.6%	0	0	16,649	47.8%	9,890	28.4%	3,094	8.9%	3,665	10.5%
Harding Lastrup Snodusters Snowm	Hillman	591,079	487,673	103,406	47,946	46.4%	0	0	55,735	53.9%	43,354	41.9%	1,975	1.9%	10,406	10.1%
Harding Sportsman Club	Pierz	263,388	205,158	58,230	28,224	48.5%	0	0	26,432	45.4%	19,569	33.6%	1,000	1.7%	5,863	10.1%
Harmony Fire Relief Assoc	Harmony	323,929	266,513	57,416	32,605	56.8%	0	0	33,194	57.8%	22,934	39.9%	3,470	6.0%	6,789	11.8%
Hastings Lions Club	Hastings	796,508	652,710	143,798	106,158	73.8%	0	0	39,487	27.5%	15,834	11.0%	2,660	1.8%	20,993	14.6%
Hawks Baseball Club	Eden Valley	155,833	123,994	31,839	15,905	50.0%	0	0	13,909	43.7%	8,840	27.8%	1,200	3.8%	3,869	12.2%
Hawley Firemens Relief Assoc	Hawley	554,630	463,327	91,303	54,552	59.7%	0	0	47,690	52.2%	33,084	36.2%	3,075	3.4%	11,531	12.6%
Hayfield Commercial Club	Hayfield	470,212	396,527	73,685	31,239	42.4%	0	0	44,669	60.6%	33,375	45.3%	3,700	5.0%	7,594	10.3%
Hayfield Fire Relief Assoc	Hayfield	376,758	302,854	73,904	30,980	41.9%	0	0	33,970	46.0%	23,860	32.3%	1,710	2.3%	8,400	11.4%
Hayward Fire Department Relief As	Hayward	267,362	210,607	56,755	27,168	47.9%	0	0	29,531	52.0%	20,913	36.8%	1,775	3.1%	6,843	12.1%
Heartland Animal Rescue Team	Brainerd	1,578,132	1,320,752	257,380	128,670	50.0%	0	0	127,020	49.4%	50,550	19.6%	2,500	1.0%	73,971	28.7%
Heather Curling Club	Mapleton	424,391	342,303	82,088	34,108	41.6%	0	13,850	37,998	46.3%	27,311	33.3%	2,350	2.9%	8,336	10.2%
Hector Volunteer Fire Dept	Hector	278,706	219,120	59,586	30,057	50.4%	0	0	29,222	49.0%	18,767	31.5%	4,126	6.9%	6,329	10.6%
Henderson Fire Dept Relief Assoc	Henderson	458,565	384,107	74,458	27,933	37.5%	0	0	49,540	66.5%	35,959	48.3%	4,660	6.3%	8,921	12.0%
Henderson Lions Club	Henderson	105,933	80,732	25,201	12,313	48.9%	0	0	14,020	55.6%	10,618	42.1%	850	3.4%	2,552	10.1%
Hendrum Firemens Relief Associati	Hendrum	29,044	24,208	4,836	1,681	34.8%	0	0	766	15.8%	0	0.0%	0	0.0%	766	15.8%
Henning Lions Club	Henning	190,955	160,005	30,950	22,609	73.1%	0	0	22,968	74.2%	17,999	58.2%	900	2.9%	4,069	13.1%
Heritage Community Center	Thief River Falls	35,896	27,480	8,416	1,370	16.3%	0	0	7,001	83.2%	6,000	71.3%	0	0.0%	1,001	11.9%
Herman Development Corp	Herman	278,162	229,198	48,964	24,769	50.6%	0	0	24,428	49.9%	16,910	34.5%	1,500	3.1%	6,019	12.3%
Hermantown Amateur Hockey Asso	Hermantown	1,863,323	1,575,520	287,803	140,231	48.7%	0	0	152,503	53.0%	48,863	17.0%	4,425	1.5%	99,215	34.5%
Hiawatha Sno Seekers	Eyota	643,019	517,960	125,059	53,967	43.2%	0	0	53,203	42.5%	37,246	29.8%	775	0.6%	15,182	12.1%
Hibbing Youth Hockey Assoc	Hibbing	1,067,625	885,592	182,033	95,045	52.2%	0	0	81,450	44.7%	40,178	22.1%	2,500	1.4%	38,772	21.3%
High Island Lake Conservation Club	New Auburn	214,049	167,465	46,584	25,265	54.2%	0	0	17,648	37.9%	7,450	16.0%	4,614	9.9%	5,584	12.0%
Highland Central Hockey Associatio	St. Paul	1,250,267	1,009,581	240,686	140,684	58.5%	0	0	100,705	41.8%	40,982	17.0%	3,700	1.5%	56,023	23.3%
Hill City Firemens Relief Assoc	Hill City	536,064	453,861	82,203	35,935	43.7%	0	0	58,987	71.8%	47,683	58.0%	0	0.0%	11,304	13.8%
Hill City Lions Club	Hill City	495,451	413,956	81,495	30,934	38.0%	0	0	52,298	64.2%	39,880	48.9%	2,700	3.3%	9,718	11.9%
Hill Murray Father Club	Maplewood	1,615,903	1,325,692	290,211	119,370	41.1%	0	0	165,655	57.1%	87,298	30.1%	2,239	0.8%	76,118	26.2%
Hill Murray Mothers Club	Maplewood	2,465,163	2,036,624	428,539	191,640	44.7%	0	0	236,265	55.1%	90,963	21.2%	2,239	0.5%	143,063	33.4%



Organization	City	Gross Receipts	Prizes	Net Receipts	Allowable Expenses		Excess Exp Reimb	Capital Assets Improvements	Lawful Purpose		Lawful Purpose		Lawful Purpose		Lawful Purpose	
					AE total	Percent			Total	Percent	Charitable	Percent	Other	Percent	Taxes/Fee	Percent
Hillside Business Assoc	Duluth	1,190,368	1,003,892	186,476	104,699	56.1%	0	0	70,479	37.8%	16,655	8.9%	2,500	1.3%	51,324	27.5%
Hinckley Lions Club	Hinckley	1,421,588	1,204,996	216,592	116,428	53.8%	0	0	116,302	53.7%	48,655	22.5%	2,500	1.2%	65,147	30.1%
Hinckley Pine City Flames Snowmo	Pine City	1,772,244	1,437,832	334,412	148,172	44.3%	0	0	186,632	55.8%	103,243	30.9%	3,000	0.9%	80,389	24.0%
Hitterdal Lions Club	Hitterdal	490,413	431,365	59,048	27,598	46.7%	0	0	27,851	47.2%	16,733	28.3%	1,650	2.8%	9,468	16.0%
Hockey Woodbury Area Club	Woodbury	899,284	723,158	176,126	91,101	51.7%	0	0	95,902	54.5%	68,473	38.9%	2,439	1.4%	24,990	14.2%
Hoffman Lions Club	Hoffman	92,319	74,280	18,039	8,064	44.7%	0	0	9,370	51.9%	5,000	27.7%	650	3.6%	3,720	20.6%
Hoffman Senior Citizen's Club Inc.	Hoffman	59,795	41,002	18,793	4,812	25.6%	0	0	12,579	66.9%	10,025	53.3%	0	0.0%	2,554	13.6%
Holdingsford Fire Dept Relief Assoc	Holdingsford	304,382	251,966	52,416	20,418	39.0%	0	0	27,195	51.9%	19,765	37.7%	750	1.4%	6,680	12.7%
Holdingsford Sno Flyers	Holdingsford	502,426	418,031	84,395	44,739	53.0%	0	0	41,656	49.4%	28,807	34.1%	1,550	1.8%	11,299	13.4%
Holloway Rod and Gun Club	Holloway	358,752	296,643	62,109	30,717	49.5%	0	0	34,345	55.3%	27,014	43.5%	850	1.4%	6,481	10.4%
Hollywood Booster Club	New Germany	652,126	516,442	135,684	75,157	55.4%	0	0	59,341	43.7%	41,600	30.7%	1,400	1.0%	16,341	12.0%
Holy Family Church Hillman	Hillman	77,441	47,356	30,085	2,629	8.7%	0	0	24,201	80.4%	21,500	71.5%	0	0.0%	2,701	9.0%
Hopkins Jaycees	Hopkins	4,853,116	4,053,727	799,389	503,467	63.0%	0	300	267,198	33.4%	13,051	1.6%	4,000	0.5%	250,147	31.3%
Hopkins Raspbery Festival Assoc	Hopkins	2,549,300	2,058,681	490,619	250,255	51.0%	0	0	233,373	47.6%	94,504	19.3%	0	0.0%	138,869	28.3%
Hopkins Youth Hockey Association	Hopkins	1,032,071	865,033	167,038	106,962	64.0%	(11,302)	0	68,487	41.0%	29,300	17.5%	4,000	2.4%	35,187	21.1%
Houston Chamber Of Commerce	Houston	202,043	163,894	38,149	17,880	46.9%	0	0	19,857	52.1%	15,616	40.9%	0	0.0%	4,241	11.1%
Howard Lake Lions Club	Howard Lake	328,212	266,153	62,059	50,387	81.2%	0	0	16,153	26.0%	7,550	12.2%	1,500	2.4%	7,103	11.4%
Hoyt Lakes Chamber of Commerce	Hoyt Lakes	1,239,026	1,092,026	147,000	58,676	39.9%	0	0	90,619	61.6%	28,623	19.5%	1,350	0.9%	60,646	41.3%
Hrvatski Dom Assoc	South St. Paul	628,515	489,791	138,724	106,568	76.8%	0	9,000	26,213	18.9%	9,257	6.7%	3,900	2.8%	13,056	9.4%
Husker Athletic Booster Club	Holdingsford	567,939	467,285	100,654	44,666	44.4%	0	0	74,905	74.4%	59,368	59.0%	1,400	1.4%	14,137	14.0%
Ideal Community Service Organizat	Pequot Lakes	347,976	275,461	72,515	38,952	53.7%	0	0	35,583	49.1%	26,978	37.2%	2,300	3.2%	6,305	8.7%
International Falls Recreation Hocke	International Falls	499,127	420,858	78,269	46,952	60.0%	0	0	31,488	40.2%	22,905	29.3%	0	0.0%	8,583	11.0%
International Voyageurs Snowmobil	International Falls	669,197	562,088	107,109	61,486	57.4%	0	22,722	17,666	16.5%	0	0.0%	2,805	2.6%	14,861	13.9%
Inver Grove Heights Hockey Associ	Inver Grove Heights	1,433,241	1,074,341	358,900	167,365	46.6%	0	0	170,514	47.5%	100,310	27.9%	5,800	1.6%	64,404	17.9%
Inver Grove Heights Soccer Assoc	Inver Grove Heights	417,103	333,954	83,149	40,602	48.8%	0	0	33,331	40.1%	23,873	28.7%	600	0.7%	8,858	10.7%
Ironton Fire Relief Assoc	Ironton	730,190	605,458	124,732	59,933	48.0%	0	4,061	48,809	39.1%	31,244	25.0%	0	0.0%	17,565	14.1%
Irving Community Association	Duluth	5,656,100	4,733,779	922,321	460,200	49.9%	0	0	488,711	53.0%	111,689	12.1%	8,100	0.9%	368,922	40.0%
Irving Youth Hockey Club	Duluth	1,060,795	882,259	178,536	116,577	65.3%	0	0	63,375	35.5%	19,037	10.7%	2,955	1.7%	41,383	23.2%
Isabella Community Council	Isabella	506,302	420,691	85,611	43,999	51.4%	0	0	32,793	38.3%	18,991	22.2%	2,500	2.9%	11,302	13.2%
Isanti County Sportsmens Club	Cambridge	2,980,251	2,489,055	491,196	258,278	52.6%	0	0	245,132	49.9%	72,720	14.8%	3,000	0.6%	169,412	34.5%
Isanti Lions Club	Isanti	1,245,324	989,341	255,983	124,360	48.6%	0	0	92,855	36.3%	47,920	18.7%	3,000	1.2%	41,935	16.4%
Isle Lions Club	Isle	1,003,139	855,023	148,116	81,608	55.1%	0	0	71,039	48.0%	31,436	21.2%	5,640	3.8%	33,964	22.9%
Italian American Club Foundation	Minneapolis	6,303,033	5,103,183	1,199,850	571,849	47.7%	0	0	633,827	52.8%	210,587	17.6%	4,000	0.3%	419,240	34.9%
Itasca Drift Skippers Snowmobile C	Grand Rapids	407,010	320,028	86,982	40,689	46.8%	0	0	44,133	50.7%	36,591	42.1%	1,500	1.7%	6,042	6.9%
Izaak Walton League Chapter 79	New Ulm	603,054	490,165	112,889	52,596	46.6%	0	0	53,600	47.5%	39,930	35.4%	1,995	1.8%	11,675	10.3%
Janesville Area Golf Association Inc	Janesville	183,694	143,651	40,043	22,572	56.4%	0	0	17,541	43.8%	13,000	32.5%	975	2.4%	3,566	8.9%
Janesville Rotary Club	Janesville	57,378	44,161	13,217	10,499	79.4%	0	0	1,785	13.5%	-234	-1.8%	0	0.0%	2,018	15.3%
Jasper Lions Club	Jasper	49,420	36,332	13,088	9,105	69.6%	0	0	5,688	43.5%	5,246	40.1%	0	0.0%	442	3.4%
Johnson Area Hockey Association	St. Paul	1,834,926	1,445,239	389,687	212,003	54.4%	0	0	183,045	47.0%	85,903	22.0%	3,184	0.8%	93,958	24.1%
Jordan Fire Department Relief Asso	Jordan	855,552	698,540	157,012	78,667	50.1%	0	0	51,573	32.8%	25,567	16.3%	2,400	1.5%	23,606	15.0%
K of C Immaculate Conception Cou	Delano	1,327,033	1,098,669	228,364	118,039	51.7%	0	0	115,643	50.6%	58,780	25.7%	3,225	1.4%	53,637	23.5%
Kasota Fire Dept Relief Assoc	Kasota	439,922	361,543	78,379	37,111	47.3%	0	0	36,997	47.2%	26,316	33.6%	1,518	1.9%	9,163	11.7%
Keewatin Firemens Relief Assoc	Keewatin	3,011,769	2,636,523	375,246	170,494	45.4%	0	0	208,383	55.5%	35,813	9.5%	0	0.0%	172,570	46.0%
Kellogg Firemens Relief Assoc	Kellogg	730,732	594,308	136,424	65,190	47.8%	0	0	70,895	52.0%	49,843	36.5%	3,940	2.9%	17,112	12.5%
Kensington Volunteer Firemens Rel	Kensington	490,578	402,601	87,977	41,145	46.8%	0	0	57,181	65.0%	46,159	52.5%	1,300	1.5%	9,722	11.1%
Kenyon Snowdrifters	Kenyon	182,891	149,357	33,534	23,349	69.6%	0	0	14,234	42.4%	10,921	32.6%	0	0.0%	3,313	9.9%
Kiester Firemans Relief Assoc	Kiester	183,136	150,733	32,404	19,106	59.0%	0	0	19,824	61.2%	16,393	50.6%	0	0.0%	3,431	10.6%



Organization	City	Gross Receipts	Prizes	Net Receipts	Allowable Expenses		Excess Exp Reimb	Capital Assets Improvements	Lawful Purpose		Lawful Purpose		Lawful Purpose		Lawful Purpose	
					AE total	Percent			Total	Percent	Charitable	Percent	Other	Percent	Taxes/Fee	Percent
Kilkenny Firemens Relief Assoc	Kilkenny	998,320	812,608	185,712	81,404	43.8%	0	0	65,512	35.3%	24,533	13.2%	6,150	3.3%	34,829	18.8%
Kimball Firemens Relief Assoc	Kimball	518,663	428,092	90,571	34,154	37.7%	0	0	54,751	60.5%	44,819	49.5%	0	0.0%	9,932	11.0%
Kinney Fire Relief Assoc	Kinney	676,795	567,554	109,241	47,938	43.9%	0	0	59,892	54.8%	43,000	39.4%	700	0.6%	16,192	14.8%
Knights Fraternal Corporation of Blo	Bloomington	1,596,871	1,290,420	306,451	229,847	75.0%	0	0	113,226	36.9%	15,831	5.2%	58,781	19.2%	38,614	12.6%
Knights of Columbus Council 1551	Montevideo	405,942	342,188	63,754	32,005	50.2%	0	0	31,861	50.0%	20,759	32.6%	1,720	2.7%	9,382	14.7%
Knights of Columbus Council 1575	Fairmont	106,359	73,646	32,713	6,001	18.3%	0	0	24,858	76.0%	21,227	64.9%	0	0.0%	3,631	11.1%
Knights of Columbus Council 1600	Hastings	27,741	21,367	6,378	825	12.9%	0	0	9,403	147.4%	2,450	38.4%	5,775	90.6%	1,178	18.5%
Knights of Columbus Council 1632	Stillwater	160,369	131,817	28,552	14,882	52.1%	0	1,000	16,040	56.2%	13,568	47.5%	0	0.0%	2,472	8.7%
Knights of Columbus Council 3539	Chisholm	1,682,094	1,388,778	293,316	171,686	58.5%	0	0	163,437	55.7%	81,489	27.8%	0	0.0%	81,948	27.9%
Knights of Columbus Council 4174	Albertville	3,454,937	2,862,955	591,982	272,391	46.0%	0	0	325,068	54.9%	121,693	20.6%	3,275	0.6%	200,100	33.8%
Knights of Columbus Council 4381	Fridley	913,315	751,726	161,589	113,777	70.4%	0	2,400	65,687	40.7%	18,487	11.4%	25,884	16.0%	21,316	13.2%
Knights of Columbus Council 4718	Alexandria	131,083	83,869	47,214	22,979	48.7%	0	0	24,970	52.9%	15,727	33.3%	4,500	9.5%	4,743	10.0%
Knights of Columbus Council 6731	Granite Falls	258,285	202,911	55,374	24,246	43.8%	0	0	37,007	66.8%	25,981	46.9%	3,475	6.3%	7,551	13.6%
Knights of Columbus Council 7604	Eagan	1,435,395	1,124,734	310,661	166,542	53.6%	0	0	147,309	47.4%	77,937	25.1%	7,000	2.3%	62,372	20.1%
Knights of Columbus Council 8367	Lakeville	491,000	407,813	83,187	37,149	44.7%	0	0	40,189	48.3%	28,630	34.4%	1,940	2.3%	9,619	11.6%
Knights of Columbus Council 889	Faribault	400,277	309,769	90,508	64,432	71.2%	0	10,053	28,099	31.0%	16,024	17.7%	2,450	2.7%	9,625	10.6%
Knights of Columbus Council 9140	Big Lake	2,743,997	2,321,637	422,360	225,813	53.5%	0	0	198,847	47.1%	44,341	10.5%	2,050	0.5%	152,456	36.1%
Knights of Columbus Council 945	Owatonna	1,246,660	1,021,740	224,920	123,853	55.1%	0	0	102,210	45.4%	43,990	19.6%	5,538	2.5%	52,681	23.4%
Knights of Columbus Council 961	St. Cloud	672,545	546,449	126,096	83,513	66.2%	0	0	46,728	37.1%	26,835	21.3%	4,290	3.4%	15,603	12.4%
Koochiching County Senior Center	International Falls	25,189	18,037	7,152	2,668	37.3%	0	0	3,883	54.3%	3,000	41.9%	0	0.0%	883	12.3%
La Salle Volunteer Firefighters Relief	La Salle	286,714	245,823	40,891	18,939	46.3%	0	0	25,370	62.0%	17,210	42.1%	2,579	6.3%	5,581	13.6%
Lac Qui Parle Lake Association	Montevideo	1,264,105	1,044,995	219,110	129,597	59.1%	0	0	115,793	52.8%	55,939	25.5%	4,548	2.1%	55,306	25.2%
Lafayette Lions Club	Lafayette	405,871	340,270	65,601	27,907	42.5%	0	0	30,599	46.6%	20,900	31.9%	1,785	2.7%	7,914	12.1%
Lake City Chamber Of Commerce	Lake City	178,816	143,672	35,144	18,401	52.4%	0	0	19,136	54.5%	15,523	44.2%	1,160	3.3%	2,453	7.0%
Lake City Fire Dept Relief Association	Lake City	114,238	89,021	25,217	14,777	58.6%	0	0	14,324	56.8%	11,723	46.5%	0	0.0%	2,601	10.3%
Lake City Lions Club	Lake City	287,335	242,382	44,953	19,720	43.9%	0	0	18,333	40.8%	11,865	26.4%	1,350	3.0%	5,118	11.4%
Lake Crystal Fire Dept Relief Assoc	Lake Crystal	359,995	298,098	61,897	31,308	50.6%	(100)	0	38,545	62.3%	27,000	43.6%	3,900	6.3%	7,645	12.4%
Lake Elmo Jaycees	Lake Elmo	1,560,427	1,317,894	242,533	96,408	39.8%	0	0	167,439	69.0%	87,950	36.3%	7,475	3.1%	72,014	29.7%
Lake Henry Lions Club	Belgrade	316,619	261,135	55,484	21,963	39.6%	0	0	24,710	44.5%	16,961	30.6%	1,370	2.5%	6,379	11.5%
Lake Lillian Civic & Commerce Assoc	Lake Lillian	138,391	109,017	29,374	12,490	42.5%	0	0	15,453	52.6%	11,966	40.7%	0	0.0%	3,487	11.9%
Lake of the Woods Drifters	Baudette	766,037	634,911	131,126	58,419	44.6%	0	0	67,491	51.5%	33,472	25.5%	5,238	4.0%	28,781	21.9%
Lake Osakis Resort Assoc	Osakis	203,560	167,695	35,865	21,901	61.1%	0	0	20,757	57.9%	15,550	43.4%	2,280	6.4%	2,927	8.2%
Lake Owasso Residence Volunteer	Shoreview	1,321,341	1,010,437	310,904	188,959	60.8%	0	0	116,619	37.5%	85,386	27.5%	4,390	1.4%	26,843	8.6%
Lake Park Vol Fire Dept	Lake Park	573,956	490,517	83,439	49,509	59.3%	0	0	37,688	45.2%	22,449	26.9%	3,155	3.8%	12,084	14.5%
Lake Region Hockey Association	New Brighton	5,042,191	4,283,157	759,034	299,756	39.5%	0	7,500	457,048	60.2%	131,463	17.3%	4,800	0.6%	320,785	42.3%
Lake Sullivan Assoc	Hillman	536,436	426,743	109,693	67,392	61.4%	0	0	52,362	47.7%	37,602	34.3%	1,900	1.7%	12,860	11.7%
Lake Superior Steelhead Assoc	Duluth	984,490	808,013	176,477	97,204	55.1%	0	0	77,644	44.0%	30,450	17.3%	7,150	4.1%	40,044	22.7%
Lake Washington Improvement Ass	Mankato	220,543	175,233	45,310	26,373	58.2%	0	0	21,523	47.5%	13,678	30.2%	2,955	6.5%	4,890	10.8%
Lakeview Booster Club Inc	Cottonwood	102,548	80,912	21,637	9,201	42.5%	0	0	7,599	35.1%	5,238	24.2%	0	0.0%	2,361	10.9%
Lakeville Hockey Association	Lakeville	1,438,344	1,132,785	305,559	142,305	46.6%	0	0	138,894	45.5%	66,380	21.7%	8,150	2.7%	64,364	21.1%
Lakeville Lions Club	Lakeville	1,042,629	809,430	233,199	97,370	41.8%	0	0	127,053	54.5%	83,149	35.7%	4,250	1.8%	39,654	17.0%
Lamberton Lions Club Inc	Lamberton	141,722	115,684	26,038	15,669	60.2%	0	0	11,399	43.8%	8,791	33.8%	0	0.0%	2,608	10.0%
Lancer Youth Hockey Assoc	La Crescent	737,778	612,713	125,065	52,898	42.3%	0	0	73,090	58.4%	54,013	43.2%	1,612	1.3%	17,465	14.0%
Land of Lakes Choirboys of Minn	Elk River	1,766,800	1,429,069	337,731	153,657	45.5%	0	0	199,342	59.0%	108,840	32.2%	2,050	0.6%	88,452	26.2%
Lanesboro Fire Department	Lanesboro	564,242	462,902	101,340	42,672	42.1%	0	0	76,765	75.7%	58,818	58.0%	4,170	4.1%	13,777	13.6%
Le Center Fire Mans Relief Association	Le Center	271,049	222,140	48,909	26,718	54.6%	0	0	17,965	36.7%	11,288	23.1%	1,275	2.6%	5,402	11.0%
Le Roy Community Foundation	Le Roy	382,802	302,590	80,212	33,381	41.6%	0	0	22,522	28.1%	6,564	8.2%	1,400	1.7%	14,558	18.1%

Organization	City	Gross Receipts	Prizes	Net Receipts	Allowable Expenses		Excess Exp Reimb	Capital Assets Improvements	Lawful Purpose		Lawful Purpose		Lawful Purpose		Lawful Purpose	
					AE total	Percent			Total	Percent	Charitable	Percent	Other	Percent	Taxes/Fee	Percent
Leaf Valley Game and Fish Conserv	Miltona	1,388,957	1,217,313	171,644	58,181	33.9%	0	0	123,260	71.8%	57,207	33.3%	1,850	1.1%	64,203	37.4%
Leavenworth Baseball Assoc	Sleepy Eye	252,023	194,336	57,687	30,481	52.8%	0	0	27,023	46.8%	20,375	35.3%	1,968	3.4%	4,680	8.1%
Leech Lake Area Amateur Hockey A	Walker	480,296	377,830	102,466	51,811	50.6%	0	0	23,226	22.7%	13,525	13.2%	2,300	2.2%	7,401	7.2%
Lester Prairie Fire Dept Relief Assoc	Lester Prairie	143,057	110,131	32,926	12,165	36.9%	0	0	19,486	59.2%	14,372	43.7%	1,500	4.6%	3,614	11.0%
Lewiston Volunteer Fire Co	Lewiston	856,473	698,457	158,016	90,282	57.1%	0	0	80,986	51.3%	51,640	32.7%	5,771	3.7%	23,575	14.9%
Lexington Fire Relief	Lexington	1,058,117	847,465	210,652	116,249	55.2%	0	0	116,232	55.2%	74,538	35.4%	4,500	2.1%	37,194	17.7%
Lincoln Area Business Assoc	Cushing	1,406,644	1,147,924	258,720	111,268	43.0%	0	0	144,664	55.9%	79,924	30.9%	2,400	0.9%	62,340	24.1%
Lindbergh Lions Club of Little Falls	Little Falls	1,671,215	1,422,120	249,095	107,721	43.2%	0	0	183,442	73.6%	99,554	40.0%	2,750	1.1%	81,138	32.6%
Lindstrom Fire Dept Relief Assoc	Lindstrom	840,429	710,473	129,956	49,340	38.0%	0	0	70,589	54.3%	43,300	33.3%	3,300	2.5%	23,989	18.5%
Lions Club of Emily Outing & Fifty L	Outing	297,790	235,951	61,840	43,353	70.1%	0	0	26,161	42.3%	18,601	30.1%	2,250	3.6%	5,310	8.6%
Lions Club of Forest Lake	Forest Lake	189,035	139,569	49,466	32,651	66.0%	0	0	15,944	32.2%	9,040	18.3%	1,310	2.6%	5,594	11.3%
Lions Club of Waconia	Waconia	437,359	357,298	80,061	28,315	35.4%	(838)	0	64,373	80.4%	54,450	68.0%	2,000	2.5%	7,923	9.9%
Lions Gonvick Club	Gonvick	205,536	166,239	39,297	19,894	50.6%	0	0	30,278	77.0%	24,786	63.1%	1,500	3.8%	3,992	10.2%
Litchfield Baseball Assoc	Litchfield	119,146	93,317	25,829	20,959	81.1%	0	0	11,088	42.9%	7,492	29.0%	2,200	8.5%	1,396	5.4%
Little Canada Recreation Associatio	Little Canada	1,612,666	1,223,888	388,778	248,555	63.9%	0	0	74,616	19.2%	23,500	6.0%	3,700	1.0%	47,416	12.2%
Little Canada Vol Fire Department	Little Canada	1,902,411	1,554,210	348,201	184,137	52.9%	0	0	164,725	47.3%	61,540	17.7%	4,000	1.1%	99,185	28.5%
Little Falls Exchange Club	Little Falls	1,335,722	1,105,766	229,956	108,920	47.4%	0	0	120,726	52.5%	53,304	23.2%	6,300	2.7%	61,122	26.6%
Little Falls Lions Club	Little Falls	975,540	802,869	172,671	89,207	51.7%	0	0	82,598	47.8%	45,171	26.2%	3,000	1.7%	34,427	19.9%
Long Lake Homeowners Assn Inc	Hillman	534,286	445,229	89,057	42,455	47.7%	0	0	33,325	37.4%	18,012	20.2%	1,975	2.2%	13,338	15.0%
Long Prairie Hockey Assoc	Long Prairie	1,541,961	1,268,534	273,427	125,949	46.1%	0	0	170,212	62.3%	94,366	34.5%	3,382	1.2%	72,464	26.5%
Long Prairie Lions Club	Long Prairie	345,476	272,672	72,804	41,026	56.4%	0	0	42,981	59.0%	31,580	43.4%	2,700	3.7%	8,701	12.0%
Longville Lakes Area Chamber of C	Longville	700,085	590,557	109,528	72,972	66.6%	(12,743)	0	39,105	35.7%	16,815	15.4%	3,100	2.8%	19,190	17.5%
Lonsdale Firemens Relief Associatio	Lonsdale	624,394	504,646	119,748	42,662	35.6%	0	0	94,323	78.8%	77,050	64.3%	2,375	2.0%	14,898	12.4%
Lonsdale Lions Club	Lonsdale	51,353	38,246	13,107	6,612	50.4%	0	0	7,558	57.7%	6,483	49.5%	0	0.0%	1,075	8.2%
Loretto Fire Dept Relief Assoc	Loretto	1,607,793	1,329,147	278,646	135,534	48.6%	0	0	125,550	45.1%	48,580	17.4%	0	0.0%	76,970	27.6%
Loretto Lions Club	Loretto	221,264	154,286	66,978	22,354	33.4%	0	0	49,836	74.4%	44,897	67.0%	0	0.0%	4,939	7.4%
Lourdes Found Rochester	Rochester	1,821,696	1,210,683	611,013	534,737	87.5%	(157,900)	0	208,924	34.2%	151,000	24.7%	6,592	1.1%	51,332	8.4%
Lowry Fire Mens Relief Assoc	Lowry	557,826	460,879	96,947	46,805	48.3%	0	0	45,454	46.9%	31,850	32.9%	1,300	1.3%	12,304	12.7%
Luverne Optimist Club	Luverne	1,209,657	992,977	216,680	100,252	46.3%	0	0	122,539	56.6%	65,650	30.3%	6,970	3.2%	49,919	23.0%
Lyle Volunteer Firemans Relief Assoc	Lyle	567,331	472,120	95,211	42,864	45.0%	0	0	59,283	62.3%	42,405	44.5%	5,240	5.5%	11,638	12.2%
Mabel Fire Dept Relief Assoc	Mabel	461,258	377,198	84,060	37,980	45.2%	0	0	51,254	61.0%	36,000	42.8%	5,780	6.9%	9,474	11.3%
Mankato Area Hockey Association	Mankato	1,677,102	1,279,803	397,299	195,052	49.1%	0	0	213,474	53.7%	109,100	27.5%	6,290	1.6%	98,084	24.7%
Mankato Area Youth Baseball Assn	North Mankato	2,633,276	2,228,202	405,075	183,050	45.2%	0	0	241,888	59.7%	83,142	20.5%	1,700	0.4%	157,046	38.8%
Mantorville Restoration Assoc	Mantorville	946,614	735,049	211,565	118,998	56.2%	0	0	97,052	45.9%	68,558	32.4%	2,400	1.1%	26,094	12.3%
Maple Grove Fire Fighters Relief As	Maple Grove	1,945,424	1,645,617	299,807	146,782	49.0%	0	0	158,477	52.9%	52,482	17.5%	5,925	2.0%	100,070	33.4%
Maple Grove Lions Club	Maple Grove	1,988,963	1,706,927	282,036	151,543	53.7%	0	0	211,630	75.0%	108,059	38.3%	3,375	1.2%	100,196	35.5%
Maple Island Park Association	Hollandale	517,337	403,993	113,344	67,106	59.2%	0	0	48,105	42.4%	34,664	30.6%	5,100	4.5%	8,341	7.4%
Maple Lake Lions Club	Maple Lake	578,311	459,064	119,247	62,329	52.3%	0	0	53,067	44.5%	38,880	32.6%	1,400	1.2%	12,787	10.7%
Mapleton Area Chamber of Comme	Mapleton	528,499	435,318	93,181	49,089	52.7%	0	0	54,461	58.4%	39,950	42.9%	4,900	5.3%	9,611	10.3%
Maplewood Athletic Assoc	Maplewood	519,593	426,582	93,011	62,874	67.6%	(5,295)	0	43,579	46.9%	27,582	29.7%	3,950	4.2%	12,047	13.0%
Maplewood Oakdale Lions Club	Oakdale	1,143,691	931,835	211,856	85,713	40.5%	(297)	2,000	124,900	59.0%	69,400	32.8%	4,000	1.9%	51,500	24.3%
Marshall Amateur Hockey Assoc	Marshall	43,079	32,091	10,988	3,310	30.1%	0	1,456	704	6.4%	0	0.0%	0	0.0%	704	6.4%
Marshall Baseball Assoc	Marshall	1,129,635	943,316	186,319	86,112	46.2%	0	0	104,640	56.2%	58,495	31.4%	3,892	2.1%	42,253	22.7%
Marshall Co Central Sports Booster	Newfolden	369,943	310,223	59,720	30,355	50.8%	0	0	25,585	42.8%	16,485	27.6%	1,900	3.2%	7,200	12.1%
Marshall County Driftskippers Snow	Middle River	104,525	90,306	14,219	7,313	51.4%	(1,674)	0	4,348	30.6%	1,300	9.1%	0	0.0%	3,048	21.4%
Mayer Baseball Club	Mayer	922,286	763,632	158,654	83,418	52.6%	0	0	69,851	44.0%	36,609	23.1%	3,000	1.9%	30,242	19.1%
Maynard Lions Club	Maynard	237,157	200,115	37,039	15,497	41.8%	0	0	28,801	77.8%	21,604	58.3%	2,595	7.0%	4,602	12.4%

Organization	City	Gross Receipts	Prizes	Net Receipts	Allowable Expenses		Excess Exp Reimb	Capital Assets Improvements	Lawful Purpose		Lawful Purpose		Lawful Purpose		Lawful Purpose	
					AE total	Percent			Total	Percent	Charitable	Percent	Other	Percent	Taxes/Fee	Percent
Mazeppa Firefighters Relief Assoc	Mazeppa	778,512	634,142	144,370	57,757	40.0%	0	0	91,346	63.3%	67,295	46.6%	4,005	2.8%	20,046	13.9%
Mazeppa Jaycees	Mazeppa	259,445	209,853	49,592	21,219	42.8%	0	0	35,395	71.4%	24,800	50.0%	4,600	9.3%	5,995	12.1%
Mazeppa Lions Club	Mazeppa	197,774	149,806	47,968	20,387	42.5%	0	0	23,042	48.0%	15,368	32.0%	3,300	6.9%	4,374	9.1%
McGrath Fire Dept Relief Assoc	McGrath	1,265,789	1,040,278	225,511	117,204	52.0%	0	0	79,078	35.1%	19,931	8.8%	2,750	1.2%	56,397	25.0%
McGregor Fire Department Relief A	McGregor	452,314	373,849	78,465	32,792	41.8%	0	0	46,963	59.9%	35,600	45.4%	1,250	1.6%	10,113	12.9%
McGregor Lions Club	McGregor	646,511	510,262	136,249	81,578	59.9%	0	0	70,882	52.0%	52,831	38.8%	2,650	1.9%	15,401	11.3%
McIntosh Firemen's Relief Associati	McIntosh	863,276	721,776	141,500	47,478	33.6%	0	0	89,569	63.3%	60,276	42.6%	3,750	2.7%	25,543	18.1%
Medford Firemens Relief Assoc	Medford	533,852	437,108	96,744	22,343	23.1%	0	0	66,255	68.5%	51,850	53.6%	4,300	4.4%	10,105	10.4%
Meire Grove Athletic Club	Melrose	80,779	66,678	14,101	10,310	73.1%	0	0	8,155	57.8%	5,537	39.3%	1,550	11.0%	1,068	7.6%
Melrose Lions Club	Melrose	624,983	514,203	110,780	44,598	40.3%	0	0	55,488	50.1%	38,681	34.9%	1,750	1.6%	15,057	13.6%
Menahga Gateway Lions Club	Menahga	1,078,849	938,805	140,044	81,881	58.5%	0	0	74,727	53.4%	34,619	24.7%	1,850	1.3%	38,258	27.3%
Mendota Heights Athletic Associatio	West St. Paul	2,712,656	2,252,965	459,691	238,734	51.9%	0	0	227,094	49.4%	75,000	16.3%	0	0.0%	152,094	33.1%
Mentor Firefighters Relief Assoc	Mentor	981,175	788,840	192,336	94,130	48.9%	0	0	101,443	52.7%	67,066	34.9%	4,250	2.2%	30,127	15.7%
Merrick Inc	Vadnais Heights	4,460,972	3,627,396	833,576	444,261	53.3%	0	0	396,424	47.6%	121,880	14.6%	4,700	0.6%	269,844	32.4%
Merrifield Marathons Inc	Merrifield	417,845	329,821	88,024	47,196	53.6%	0	(2,000)	20,577	23.4%	9,206	10.5%	1,850	2.1%	9,521	10.8%
Metro Baseball League	Burnsville	2,042,017	1,570,535	471,482	208,877	44.3%	0	0	121,998	25.9%	1,700	0.4%	10,400	2.2%	109,898	23.3%
Metropolitan Public Airport Foundati	St. Paul	442,998	342,016	100,982	60,617	60.0%	0	0	37,630	37.3%	25,000	24.8%	3,900	3.9%	8,730	8.6%
Midway Speedskating Club Inc	Roseville	2,754,627	1,969,806	784,821	359,676	45.8%	0	0	403,327	51.4%	286,851	36.5%	5,267	0.7%	111,209	14.2%
Midwest Ski Otter Water Ski Club	White Bear Lake	663,620	538,649	124,971	76,171	61.0%	0	0	60,375	48.3%	37,511	30.0%	6,600	5.3%	16,264	13.0%
Miesville Lions Club	Vermillion	696,162	549,643	146,519	74,145	50.6%	0	0	74,550	50.9%	56,507	38.6%	2,660	1.8%	15,383	10.5%
Milaca Firefighters Relief Assoc	Milaca	1,056,224	881,307	174,917	84,896	48.5%	0	0	89,050	50.9%	43,500	24.9%	3,425	2.0%	42,125	24.1%
Military Service Association	Isle	881,698	734,179	147,519	59,099	40.1%	0	0	88,596	60.1%	4,521	3.1%	55,237	37.4%	28,839	19.5%
Mille Lacs Area Community Developo	Onamia	316,539	248,442	68,097	37,734	55.4%	0	0	33,648	49.4%	26,500	38.9%	1,800	2.6%	5,348	7.9%
Mille Lacs Drift Skippers Snowmobil	Isle	776,214	631,503	144,711	69,204	47.8%	0	0	73,394	50.7%	48,925	33.8%	2,975	2.1%	21,494	14.9%
Mille Lacs Raiders Wrestling Club	Onamia	134,412	101,679	32,733	18,864	57.6%	(1,200)	0	11,662	35.6%	7,870	24.0%	0	0.0%	3,792	11.6%
Mille Lacs Trails Snowmobile Club	Aitkin	2,427,107	1,982,311	444,796	259,961	58.4%	0	0	191,764	43.1%	50,670	11.4%	5,075	1.1%	136,019	30.6%
Millerville Firemens Relief Assoc	Evansville	1,128,439	963,066	165,373	93,827	56.7%	0	0	72,567	43.9%	26,050	15.8%	4,789	2.9%	41,728	25.2%
Millville Sportsman Club	Millville	232,864	186,265	46,599	26,265	56.4%	0	0	26,489	56.8%	20,730	44.5%	820	1.8%	4,939	10.6%
Miltona Lions Club	Miltona	637,957	554,980	82,977	41,288	49.8%	0	0	35,366	42.6%	18,205	21.9%	1,885	2.3%	15,276	18.4%
Miltona Volunteer Firemen's Relief A	Miltona	965,974	821,318	144,656	54,757	37.9%	0	0	91,617	63.3%	56,827	39.3%	5,950	4.1%	28,840	19.9%
Minn Brass St. Paul	St. Paul	566,997	456,536	110,461	57,773	52.3%	(4,109)	692	48,360	43.8%	32,685	29.6%	2,000	1.8%	13,675	12.4%
Minn Licensed Beverage Assoc Chi	St. Paul	3,142,198	2,463,858	678,340	409,377	60.3%	0	0	272,406	40.2%	73,026	10.8%	10,900	1.6%	188,480	27.8%
Minn Waterfowl Assoc Inc	Plymouth	473,419	396,229	77,190	65,475	84.8%	0	4,500	24,698	32.0%	15,847	20.5%	0	0.0%	8,851	11.5%
Minn Youth Athletic Services	Columbia Heights	3,194,965	2,672,519	522,446	222,524	42.6%	0	0	298,398	57.1%	102,041	19.5%	4,600	0.9%	191,757	36.7%
Minneota Fire Dept Relief Assoc	Minneota	165,571	136,866	28,705	12,534	43.7%	0	0	25,992	90.5%	22,649	78.9%	0	0.0%	3,343	11.6%
Minnesota Amateur Rugby Foundat	Minneapolis	617,188	469,292	147,896	102,327	69.2%	0	0	50,123	33.9%	29,000	19.6%	2,000	1.4%	19,123	12.9%
Minnesota Fishing Museum	Little Falls	3,198,407	2,642,804	555,603	241,372	43.4%	0	0	310,066	55.8%	102,400	18.4%	6,350	1.1%	201,316	36.2%
Minnesota Flyers Gymnastics	Detroit Lakes	832,606	686,531	146,075	80,613	55.2%	0	0	65,516	44.9%	39,950	27.3%	1,300	0.9%	24,266	16.6%
Minnesota Jaycees Charitable Four	Burnsville	1,252,847	993,520	259,327	125,672	48.5%	0	0	135,795	52.4%	76,920	29.7%	5,245	2.0%	53,630	20.7%
Minnesota Junior Hockey League In	Dubuque	2,059,313	1,691,589	367,724	169,502	46.1%	0	0	210,660	57.3%	98,000	26.7%	5,000	1.4%	107,660	29.3%
Minnesota Lake Firemens Relief As	Minnesota Lake	463,019	369,852	93,167	50,497	54.2%	(80)	0	31,110	33.4%	17,866	19.2%	2,050	2.2%	11,194	12.0%
Minnesota USA Wrestling	Minneapolis	3,551,987	2,826,578	725,409	324,209	44.7%	0	1,529	376,580	51.9%	163,733	22.6%	0	0.0%	212,847	29.3%
Minnesota Waters	Brainerd	435,354	360,582	74,772	47,381	63.4%	(3,270)	0	37,609	50.3%	26,415	35.3%	2,828	3.8%	8,366	11.2%
Minnewawa Sportsmens Club	McGregor	1,501,981	1,205,102	296,879	146,460	49.3%	0	0	127,937	43.1%	58,436	19.7%	2,645	0.9%	66,856	22.5%
Mission Lakes Assoc	Merrifield	269,824	204,542	65,282	44,736	68.5%	0	0	41,485	63.5%	36,487	55.9%	1,600	2.5%	3,398	5.2%
Mississippi River Revival	Winona	125,665	101,652	24,013	19,239	80.1%	0	0	11,420	47.6%	9,500	39.6%	0	0.0%	1,920	8.0%
MOC Pup Tent 51 Bloomington	Bloomington	152,709	119,830	32,879	15,679	47.7%	0	0	28,477	86.6%	22,405	68.1%	2,528	7.7%	3,544	10.8%

Organization	City	Gross Receipts	Prizes	Net Receipts	Allowable Expenses		Excess Exp Reimb	Capital Assets Improvements	Lawful Purpose		Lawful Purpose		Lawful Purpose		Lawful Purpose	
					AE total	Percent			Total	Percent	Charitable	Percent	Other	Percent	Taxes/Fee	Percent
MOC Pup Tent 9 Detroit Lakes	Detroit Lakes	590,377	502,950	87,427	67,241	76.9%	0	(7,000)	29,556	33.8%	18,028	20.6%	1,300	1.5%	10,227	11.7%
Mohawk Jaycees of Westonka	Mound	2,579,001	2,103,947	475,052	253,318	53.3%	0	0	211,498	44.5%	63,967	13.5%	2,100	0.4%	145,431	30.6%
Montevideo Fire Department Relief	Montevideo	575,504	466,879	108,625	43,120	39.7%	0	0	59,866	55.1%	43,000	39.6%	4,815	4.4%	12,051	11.1%
Montevideo Lions Club	Montevideo	156,486	127,769	28,717	16,538	57.6%	(1,504)	0	10,170	35.4%	6,218	21.7%	0	0.0%	3,952	13.8%
Montgomery Area Community Club	Montgomery	157,878	130,285	27,593	14,392	52.2%	0	0	16,420	59.5%	11,069	40.1%	1,950	7.1%	3,401	12.3%
Montgomery Firemens Relief Assoc	Montgomery	530,112	424,851	105,261	38,947	37.0%	0	0	54,588	51.9%	36,500	34.7%	7,922	7.5%	10,166	9.7%
Montgomery Lions Club	Montgomery	242,029	200,555	41,474	21,706	52.3%	0	0	18,773	45.3%	13,017	31.4%	1,525	3.7%	4,231	10.2%
Monticello Lions Club	Monticello	3,906,237	3,240,738	665,499	324,461	48.8%	0	0	326,113	49.0%	88,967	13.4%	2,400	0.4%	234,745	35.3%
Monticello Youth Hockey Program	Monticello	1,206,089	1,017,725	188,364	85,261	45.3%	0	0	179,229	95.2%	115,358	61.2%	2,233	1.2%	61,639	32.7%
Montrose Lions Club	Montrose	766,015	623,046	142,969	93,291	65.3%	0	0	47,893	33.5%	24,065	16.8%	2,950	2.1%	20,879	14.6%
Moorhead Youth Hockey Assoc	Moorhead	4,242,127	3,438,720	803,408	363,913	45.3%	0	0	391,993	48.8%	155,500	19.4%	0	0.0%	236,493	29.4%
Moose Lake Area Hockey Associati	Moose Lake	524,604	443,981	80,623	41,722	51.7%	0	0	38,139	47.3%	28,000	34.7%	0	0.0%	10,139	12.6%
Moose Lodge 1060	Aitkin	239,697	200,180	39,517	22,070	55.9%	(765)	2,578	18,296	46.3%	7,326	18.5%	6,807	17.2%	4,163	10.5%
Moose Lodge 1114	St. Charles	162,980	124,613	38,367	17,789	46.4%	0	0	14,922	38.9%	10,413	27.1%	880	2.3%	3,629	9.5%
Moose Lodge 1180	Austin	321,132	248,621	72,511	41,795	57.6%	0	0	35,958	49.6%	12,905	17.8%	17,259	23.8%	5,794	8.0%
Moose Lodge 1246	Brainerd	285,241	227,862	57,379	32,327	56.3%	0	10,000	18,750	32.7%	6,368	11.1%	6,466	11.3%	5,917	10.3%
Moose Lodge 1259	International Falls	369,238	314,836	54,402	30,101	55.3%	0	0	42,151	77.5%	29,521	54.3%	5,583	10.3%	7,047	13.0%
Moose Lodge 1274	Cloquet	341,961	277,452	64,510	44,465	68.9%	0	0	16,371	25.4%	7,745	12.0%	2,600	4.0%	6,026	9.3%
Moose Lodge 1302	Proctor	656,399	580,586	75,813	71,451	94.2%	0	0	31,949	42.1%	7,328	9.7%	12,200	16.1%	12,421	16.4%
Moose Lodge 1400	Waite Park	443,092	363,555	79,537	42,240	53.1%	0	5,969	34,615	43.5%	6,407	8.1%	19,572	24.6%	8,636	10.9%
Moose Lodge 1414	Mankato	371,493	292,094	79,399	39,866	50.2%	0	0	58,650	73.9%	46,466	58.5%	2,450	3.1%	9,734	12.3%
Moose Lodge 1452	Bemidji	298,214	252,667	45,547	33,927	74.5%	0	0	27,895	61.2%	20,465	44.9%	1,700	3.7%	5,730	12.6%
Moose Lodge 1463	Two Harbors	584,164	481,790	102,374	70,537	68.9%	0	4,435	32,517	31.8%	7,636	7.5%	15,477	15.1%	9,403	9.2%
Moose Lodge 1544	Braham	306,473	251,271	55,202	30,182	54.7%	0	0	26,712	48.4%	14,723	26.7%	5,626	10.2%	6,363	11.5%
Moose Lodge 1580	Ely	684,068	607,230	76,838	39,822	51.8%	(129)	0	29,456	38.3%	6,865	8.9%	6,543	8.5%	16,048	20.9%
Moose Lodge 1703	Albert Lea	262,019	195,573	66,446	45,265	68.1%	0	5,788	18,652	28.1%	9,767	14.7%	3,500	5.3%	5,385	8.1%
Moose Lodge 2023	Grand Rapids	508,687	436,469	72,218	50,260	69.6%	0	0	26,291	36.4%	3,635	5.0%	13,197	18.3%	9,459	13.1%
Moose Lodge 2098	Faribault	506,548	395,423	111,125	57,691	51.9%	0	4,732	44,025	39.6%	23,359	21.0%	8,584	7.7%	12,082	10.9%
Moose Lodge 2331	Princeton	89,414	69,268	20,146	6,583	32.7%	0	0	11,173	55.5%	5,081	25.2%	3,724	18.5%	2,368	11.8%
Moose Lodge 407	Ortonville	225,871	191,293	34,578	12,442	36.0%	0	0	14,568	42.1%	8,049	23.3%	1,648	4.8%	4,871	14.1%
Moose Lodge 742	Baudette	444,710	369,936	74,775	48,213	64.5%	0	0	23,388	31.3%	12,252	16.4%	1,500	2.0%	9,636	12.9%
Moose Willow Sportsmans Club	Hill City	691,810	609,391	82,419	45,306	55.0%	0	0	32,681	39.7%	13,696	16.6%	2,550	3.1%	16,435	19.9%
Mora Area Youth Recreation Assoc	Mora	1,460,460	1,174,900	285,560	111,751	39.1%	0	0	173,817	60.9%	110,000	38.5%	3,550	1.2%	60,267	21.1%
Mora Fire Department Relief Associ	Mora	33,440	25,957	7,483	4,042	54.0%	0	0	1,218	16.3%	0	0.0%	0	0.0%	1,218	16.3%
Morgan Area Jaycees	Morgan	173,816	127,981	45,835	22,020	48.0%	0	0	24,697	53.9%	17,430	38.0%	2,925	6.4%	4,342	9.5%
Morris Hockey Assoc	Morris	411,491	319,791	91,700	52,136	56.9%	0	0	45,066	49.1%	33,338	36.4%	2,531	2.8%	9,197	10.0%
Morrison Co Agricultural Society	Little Falls	383,266	300,192	83,074	40,575	48.8%	0	0	43,101	51.9%	33,700	40.6%	1,975	2.4%	7,426	8.9%
Morristown Firemens Relief Associa	Morristown	581,819	468,241	113,578	56,860	50.1%	0	0	57,841	50.9%	41,294	36.4%	2,750	2.4%	13,797	12.1%
Morton Firemans Relief Assoc	Morton	150,912	120,762	30,150	13,637	45.2%	0	0	21,901	72.6%	13,200	43.8%	0	0.0%	8,701	28.9%
Motley Fire Dept Relief Assoc	Motley	1,874,267	1,552,820	321,447	119,862	37.3%	0	0	203,301	63.2%	102,571	31.9%	3,335	1.0%	97,395	30.3%
Mounds View Lions Club	Spring Lake Park	808,966	671,306	137,661	107,797	78.3%	0	0	43,417	31.5%	18,340	13.3%	2,900	2.1%	22,177	16.1%
Mower Council for the Handicapped	Austin	620,215	487,614	132,601	70,012	52.8%	0	0	69,309	52.3%	51,614	38.9%	3,111	2.3%	14,584	11.0%
Multiple Sclerosis Society Minnesot	Minneapolis	15,959,983	12,095,123	3,864,860	2,298,387	59.5%	0	0	1,514,878	39.2%	476,902	12.3%	8,114	0.2%	1,029,862	26.6%
Municipal Athletic Association	Hibbing	609,429	517,392	92,037	52,655	57.2%	0	0	56,410	61.3%	40,816	44.3%	2,500	2.7%	13,094	14.2%
Mystic Riders Snowmobile Club	Princeton	2,656,091	2,208,629	447,462	226,044	50.5%	0	37,369	167,788	37.5%	16,087	3.6%	3,550	0.8%	148,151	33.1%
National Ataxia Foundation	Plymouth	886,097	674,630	211,467	132,630	62.7%	0	0	78,634	37.2%	45,600	21.6%	5,232	2.5%	27,802	13.1%
Nelson Mens Club	Nelson	1,332,080	1,136,188	195,892	90,754	46.3%	0	0	114,331	58.4%	56,130	28.7%	2,195	1.1%	56,006	28.6%



Organization	City	Gross Receipts	Prizes	Net Receipts	Allowable Expenses		Excess Exp Reimb	Capital Assets Improvements	Lawful Purpose		Lawful Purpose		Lawful Purpose		Lawful Purpose	
					AE total	Percent			Total	Percent	Charitable	Percent	Other	Percent	Taxes/Fee	Percent
Nevis Fire Persons Relief Assoc	Nevis	762,286	647,542	114,744	62,577	54.5%	0	0	55,004	47.9%	30,684	26.7%	5,300	4.6%	19,020	16.6%
New Auburn Fire Dept Relief Assoc	New Auburn	109,701	80,966	28,735	19,707	68.6%	0	0	13,548	47.1%	8,340	29.0%	1,430	5.0%	3,778	13.1%
New Brighton Lions Club	Spring Lake Park	870,215	733,601	136,614	95,096	69.6%	0	0	40,343	29.5%	12,721	9.3%	2,900	2.1%	24,722	18.1%
New Germany Fire Dept Relief Assoc	New Germany	426,836	341,207	85,629	40,830	47.7%	0	0	47,782	55.8%	36,230	42.3%	3,700	4.3%	7,852	9.2%
New Market Firefighters Relief Assoc	New Market	610,266	498,394	111,872	51,821	46.3%	0	0	72,088	64.4%	57,000	51.0%	0	0.0%	15,088	13.5%
New Munich Jaycees	New Munich	271,472	224,794	46,678	26,363	56.5%	0	0	20,993	45.0%	10,673	22.9%	4,885	10.5%	5,435	11.6%
New Prague Chamber of Commerce	New Prague	446,287	374,483	71,804	37,272	51.9%	0	0	33,202	46.2%	17,773	24.8%	7,050	9.8%	8,379	11.7%
New Prague Community Sportsman	New Prague	836,353	671,892	164,461	92,267	56.1%	0	0	75,905	46.2%	48,425	29.4%	3,400	2.1%	24,081	14.6%
New Prague Firemens Relief Assoc	New Prague	420,241	336,503	83,738	47,970	57.3%	0	0	35,301	42.2%	18,282	21.8%	7,156	8.5%	9,862	11.8%
New Prague Hockey Association	New Prague	376,665	308,645	68,020	30,812	45.3%	0	0	44,420	65.3%	34,200	50.3%	2,550	3.7%	7,670	11.3%
New Richland Firemens Relief Assoc	New Richland	447,107	374,840	72,267	42,736	59.1%	0	0	42,633	59.0%	31,294	43.3%	2,200	3.0%	9,139	12.6%
New Ulm Baseball Assoc	New Ulm	1,119,159	897,941	221,218	86,389	39.1%	0	7,500	129,374	58.5%	83,574	37.8%	1,625	0.7%	44,175	20.0%
New Ulm Hockey Assoc	New Ulm	121,443	93,097	28,346	13,242	46.7%	0	0	16,467	58.1%	12,000	42.3%	1,144	4.0%	3,323	11.7%
New Ulm Legion Baseball Boosters	New Ulm	351,153	287,606	63,547	24,995	39.3%	0	0	29,247	46.0%	21,735	34.2%	0	0.0%	7,512	11.8%
New Ulm Turnverein	New Ulm	290,079	223,733	66,346	21,099	31.8%	0	0	39,557	59.6%	32,959	49.7%	0	0.0%	6,598	9.9%
New York Mills Lions Club	New York Mills	693,109	592,191	100,918	57,504	57.0%	0	0	48,504	48.1%	30,100	29.8%	2,100	2.1%	16,304	16.2%
Nicollet Conservation Club	Nicollet	288,021	226,952	61,070	33,159	54.3%	0	1,000	27,370	44.8%	14,720	24.1%	6,436	10.5%	6,213	10.2%
Nicollet Lions Club	Nicollet	331,092	273,344	57,748	29,088	50.4%	0	0	50,724	87.8%	43,280	74.9%	1,287	2.2%	6,157	10.7%
Nisswa Lions Club	Nisswa	827,817	665,636	162,181	82,646	51.0%	0	0	83,079	51.2%	59,094	36.4%	0	0.0%	23,984	14.8%
North Branch Area Hockey Assoc	North Branch	1,006,894	797,134	209,761	99,407	47.4%	0	0	126,067	60.1%	83,000	39.6%	7,700	3.7%	35,367	16.9%
North Country Snowmobile Club	Bemidji	1,641,695	1,283,484	358,211	173,738	48.5%	0	0	178,469	49.8%	95,381	26.6%	3,100	0.9%	79,988	22.3%
North Country Trail Busters	Fort Ripley	292,922	236,692	56,230	33,338	59.3%	0	3,000	22,340	39.7%	11,510	20.5%	5,826	10.4%	5,004	8.9%
North Ramsey 500 Lions Club Inc	St. Paul	1,588,404	1,295,325	293,079	184,781	63.0%	0	0	111,940	38.2%	28,470	9.7%	1,650	0.6%	81,820	27.9%
North St. Paul Athletic Assoc	North St. Paul	1,776,647	1,463,394	313,253	177,370	56.6%	0	0	128,273	40.9%	31,632	10.1%	4,500	1.4%	92,141	29.4%
North Suburban Youth Foundation	Roseville	2,871,338	2,212,982	658,356	353,151	53.6%	0	0	301,001	45.7%	165,829	25.2%	4,400	0.7%	130,772	19.9%
North Tartan Area Girls Basketball E	Oakdale	2,044,111	1,648,804	395,307	218,885	55.4%	0	0	155,974	39.5%	31,443	8.0%	9,430	2.4%	115,101	29.1%
Northeast Minneapolis Lions Club	Minneapolis	4,957,722	4,049,180	908,542	471,171	51.9%	0	0	456,071	50.2%	184,213	20.3%	7,400	0.8%	264,458	29.1%
Northern Pine Riders	Willow River	775,077	629,307	145,771	75,280	51.6%	0	25,617	43,896	30.1%	23,215	15.9%	1,800	1.2%	18,881	13.0%
Northfield Fire Relief Assoc	Northfield	278,603	233,898	44,705	25,995	58.1%	0	0	31,270	69.9%	26,255	58.7%	0	0.0%	5,015	11.2%
Northland Lions Club	Remer	577,360	467,829	109,531	68,488	62.5%	0	0	39,409	36.0%	24,334	22.2%	2,900	2.6%	12,175	11.1%
Northland Vietnam Veterans Assoc	Duluth	994,366	824,012	170,354	102,403	60.1%	0	0	61,147	35.9%	19,730	11.6%	3,250	1.9%	38,167	22.4%
Northwest Tonka Lions Club	Mound	1,193,857	966,454	227,403	145,351	63.9%	0	0	88,806	39.1%	35,573	15.6%	1,900	0.8%	51,333	22.6%
Northwestern Health Sciences Univ	Bloomington	2,212,348	1,735,482	476,866	319,347	67.0%	(74,724)	0	92,277	19.4%	50,600	10.6%	0	0.0%	41,677	8.7%
Norwood Young America Lions Club	Norwood	404,107	328,160	75,947	44,810	59.0%	0	0	31,368	41.3%	19,123	25.2%	4,725	6.2%	7,520	9.9%
Ogilvie Lions Club	Ogilvie	1,002,534	838,696	163,838	94,152	57.5%	0	0	65,657	40.1%	31,702	19.3%	0	0.0%	33,955	20.7%
Olivia Ambulance Service Inc	Olivia	318,799	263,466	55,333	26,050	47.1%	0	0	28,238	51.0%	20,000	36.1%	1,715	3.1%	6,523	11.8%
Olivia Area Chamber of Commerce	Olivia	644,041	549,786	94,255	50,948	54.1%	(46)	0	36,408	38.6%	14,664	15.6%	5,800	6.2%	15,944	16.9%
Olmsted County Hockey Association	Rochester	2,488,721	1,933,633	555,088	253,601	45.7%	0	0	298,705	53.8%	145,939	26.3%	5,200	0.9%	147,566	26.6%
Onamia Lions Club	Onamia	1,262,460	1,008,264	254,196	132,092	52.0%	0	0	124,539	49.0%	69,663	27.4%	3,075	1.2%	51,802	20.4%
Opole Baseball Club & Recreation A	Holdingford	250,515	208,114	42,401	23,513	55.5%	0	1,620	18,212	43.0%	11,834	27.9%	1,950	4.6%	4,428	10.4%
Optimist Club of Ellsworth	Ellsworth	109,779	91,392	18,387	7,967	43.3%	0	0	9,905	53.9%	6,771	36.8%	0	0.0%	3,134	17.0%
Optimist Club of St. Cloud	St. Cloud	1,894,239	1,577,887	316,352	146,407	46.3%	0	650	169,195	53.5%	70,924	22.4%	2,375	0.8%	95,896	30.3%
Orono Baseball Club	Maple Plain	851,981	658,990	192,991	131,455	68.1%	0	5,000	52,062	27.0%	24,214	12.5%	3,200	1.7%	24,648	12.8%
Osakis Economic Development Cor	Osakis	1,470,807	1,234,606	236,201	120,387	51.0%	0	0	117,983	50.0%	49,000	20.7%	3,018	1.3%	65,965	27.9%
Osseo Firemens Relief Assoc	Osseo	1,340,597	1,141,311	199,286	119,037	59.7%	0	0	94,173	47.3%	33,750	16.9%	2,700	1.4%	57,723	29.0%
Osseo Lions Club	Osseo	2,210,098	1,886,212	323,886	136,301	42.1%	0	0	186,902	57.7%	67,060	20.7%	2,600	0.8%	117,242	36.2%
Osseo Maple Grove Hockey Assoc	Osseo	872,674	737,072	135,602	101,273	74.7%	(50,000)	0	29,980	22.1%	500	0.4%	0	0.0%	29,480	21.7%



Organization	City	Gross Receipts	Prizes	Net Receipts	Allowable Expenses		Excess Exp Reimb	Capital Assets Improvements	Lawful Purpose		Lawful Purpose		Lawful Purpose		Lawful Purpose	
					AE total	Percent			Total	Percent	Charitable	Percent	Other	Percent	Taxes/Fee	Percent
Ostrander Lions	Ostrander	380,186	309,418	70,768	27,327	38.6%	0	0	37,379	52.8%	23,772	33.6%	1,580	2.2%	12,027	17.0%
Ottertail Lions Club	Ottertail	2,252,345	1,913,942	338,403	184,165	54.4%	0	0	158,003	46.7%	37,254	11.0%	2,200	0.7%	118,549	35.0%
Ottertail Rod & Gun Club	Ottertail	747,148	632,491	114,657	75,247	65.6%	0	0	29,838	26.0%	10,697	9.3%	2,200	1.9%	16,941	14.8%
Outing Chamber Of Commerce	Outing	926,465	730,515	195,950	96,964	49.5%	0	0	95,998	49.0%	67,207	34.3%	3,124	1.6%	25,667	13.1%
Owatonna Wrestling Assoc	Owatonna	1,045,250	840,745	204,505	123,890	60.6%	0	0	85,814	42.0%	47,750	23.3%	0	0.0%	38,064	18.6%
Owatonna Youth Hockey Assoc	Owatonna	1,076,029	884,615	191,414	66,703	34.8%	0	0	122,931	64.2%	80,507	42.1%	3,975	2.1%	38,449	20.1%
Owls 1200 Fraternal Bldg Assoc Clu	Duluth	169,896	141,344	28,552	23,324	81.7%	0	0	12,648	44.3%	3,876	13.6%	4,088	14.3%	4,684	16.4%
Palisade Fire Department	Palisade	808,038	678,109	129,929	67,104	51.6%	0	0	59,906	46.1%	35,747	27.5%	0	0.0%	24,160	18.6%
Park Rapids Amateur Hockey Assoc	Park Rapids	1,002,176	841,360	160,816	93,328	58.0%	0	0	45,054	28.0%	8,700	5.4%	2,025	1.3%	34,329	21.3%
Parkers Prairie Sportsman Club	Parkers Prairie	845,089	723,026	122,063	60,610	49.7%	0	0	67,662	55.4%	38,910	31.9%	3,355	2.7%	25,397	20.8%
Paul Bunyan Nature Learning Cente	Brainerd	693,804	572,083	121,721	58,785	48.3%	0	0	75,546	62.1%	57,227	47.0%	2,437	2.0%	15,882	13.0%
Payne Arcade Business Assoc	St. Paul	315,897	258,122	57,775	52,044	90.1%	0	0	11,750	20.3%	1,185	2.1%	2,181	3.8%	8,384	14.5%
Paynesville New London Spicer Hoc	Paynesville	774,657	622,079	152,578	77,981	51.1%	0	0	55,295	36.2%	35,500	23.3%	1,430	0.9%	18,365	12.0%
Pearl Lake Recreation Club	Kimball	166,506	127,397	39,109	14,812	37.9%	0	0	24,697	63.1%	21,600	55.2%	0	0.0%	3,097	7.9%
Pelican Lakes Conservation Club	Pequot Lakes	1,140,085	870,989	269,096	143,071	53.2%	0	11,324	121,481	45.1%	71,708	26.6%	2,200	0.8%	47,573	17.7%
Pelican Rapids Firemens Relief Ass	Pelican Rapids	407,953	340,925	67,028	39,774	59.3%	(15,115)	0	32,526	48.5%	26,650	39.8%	0	0.0%	5,876	8.8%
Pemberton Firefighters Relief Assoc	Pemberton	659,119	532,655	126,464	54,448	43.1%	0	0	80,063	63.3%	59,845	47.3%	3,950	3.1%	16,268	12.9%
Pengilly Booster Club	Pengilly	976,345	786,743	189,602	127,635	67.3%	0	0	58,972	31.1%	37,294	19.7%	2,000	1.1%	19,678	10.4%
Pequot Lakes Youth Hockey Assoc	Pequot Lakes	1,620,063	1,279,915	340,148	122,538	36.0%	0	0	237,156	69.7%	164,701	48.4%	2,175	0.6%	70,280	20.7%
Perham Athletic Assoc	Perham	174,658	139,701	34,957	23,947	68.5%	0	0	12,957	37.1%	7,504	21.5%	2,050	5.9%	3,403	9.7%
Perham Lions Club	Perham	1,185,965	938,068	247,897	150,964	60.9%	(4,997)	0	94,816	38.2%	53,270	21.5%	2,100	0.8%	39,446	15.9%
Piedmont Heights Hockey Assoc	Duluth	1,360,203	1,167,667	192,536	117,299	60.9%	(11,025)	0	92,252	47.9%	22,025	11.4%	5,000	2.6%	65,227	33.9%
Pierz Fire Relief Assoc	Pierz	344,771	296,298	48,473	26,400	54.5%	0	0	19,572	40.4%	10,875	22.4%	1,880	3.9%	6,817	14.1%
Pierz Lions Club	Pierz	473,070	393,010	80,060	32,349	40.4%	0	750	53,253	66.5%	43,005	53.7%	1,925	2.4%	8,323	10.4%
Pillager Lions Club	Pillager	280,411	228,206	52,205	31,736	60.8%	0	0	24,950	47.8%	16,423	31.5%	1,500	2.9%	7,027	13.5%
Pine Center Sportsman Club	Brainerd	389,838	315,706	74,132	39,958	53.9%	(37)	0	25,221	34.0%	10,835	14.6%	2,500	3.4%	11,886	16.0%
Pine City Youth Hockey Assoc	Pine City	435,445	329,496	105,950	54,260	51.2%	0	0	38,817	36.6%	28,989	27.4%	0	0.0%	9,828	9.3%
Pine Island Volunteer Firemen's Re	Pine Island	451,620	366,398	85,222	54,775	64.3%	0	0	28,159	33.0%	17,250	20.2%	3,300	3.9%	7,609	8.9%
Pioneer Booster Club	St. Paul	605,241	502,862	102,379	67,158	65.6%	0	0	39,197	38.3%	24,493	23.9%	2,173	2.1%	12,531	12.2%
Plainview Area Development Corp	Plainview	161,520	132,170	29,350	17,000	57.9%	(38)	0	13,222	45.1%	10,040	34.2%	0	0.0%	3,182	10.8%
Plainview Firemens Relief Associati	Plainview	320,678	242,828	77,850	33,992	43.7%	0	0	27,274	35.0%	18,850	24.2%	-2,718	-3.5%	11,142	14.3%
Plato Fire Relief Assoc	Plato	409,241	331,812	77,429	37,210	48.1%	0	0	51,918	67.1%	41,948	54.2%	2,150	2.8%	7,820	10.1%
Platte Lake Property Owners Assoc	Zimmerman	707,842	564,841	143,001	89,296	62.4%	0	0	52,699	36.9%	35,466	24.8%	3,220	2.3%	14,013	9.8%
Plummer Lions Club	Plummer	850,052	715,332	134,720	58,434	43.4%	0	0	96,381	71.5%	67,146	49.8%	3,900	2.9%	25,336	18.8%
Plymouth Lions Club Inc	Plymouth	2,158,950	1,761,360	397,590	172,376	43.4%	0	0	218,621	55.0%	99,494	25.0%	2,500	0.6%	116,627	29.3%
Pna Zagloba Lodge 1033 South St.	South St. Paul	291,668	222,770	68,898	55,521	80.6%	0	0	39,756	57.7%	27,420	39.8%	2,929	4.3%	9,407	13.7%
Pokegama Lake Association	Pine City	2,771,008	2,245,185	525,823	208,292	39.6%	0	0	330,847	62.9%	162,639	30.9%	7,500	1.4%	160,708	30.6%
Police Benevolent Association of Ro	Rochester	150,440	118,379	32,061	18,979	59.2%	0	0	13,533	42.2%	10,085	31.5%	0	0.0%	3,448	10.8%
Porter Firemans Relief Assoc	Porter	219,542	177,817	41,724	24,461	58.6%	0	0	17,724	42.5%	14,125	33.9%	0	0.0%	3,599	8.6%
Prairie Ecology Bus Center	Lakefield	1,477,779	1,220,136	257,643	123,004	47.7%	0	0	129,990	50.5%	61,964	24.1%	3,000	1.2%	65,026	25.2%
Prairie Playhouse Child Care Inc	Appleton	506,853	408,876	97,976	45,851	46.8%	0	0	53,314	54.4%	41,536	42.4%	950	1.0%	10,829	11.1%
Princeton Jaycees	Princeton	925,569	765,253	160,316	113,099	70.5%	0	0	39,038	24.4%	11,025	6.9%	1,400	0.9%	26,613	16.6%
Princeton Youth Hockey Assoc	Princeton	1,078,694	891,400	187,294	85,295	45.5%	0	0	95,946	51.2%	56,000	29.9%	0	0.0%	39,946	21.3%
Prior Lake Lions Club	Prior Lake	500,419	393,291	107,128	63,186	59.0%	0	0	43,680	40.8%	30,851	28.8%	1,200	1.1%	11,629	10.9%
Prior Lake Optimist Club	Prior Lake	1,087,662	891,717	195,945	104,680	53.4%	0	0	85,622	43.7%	44,296	22.6%	2,100	1.1%	39,226	20.0%
Prosperity Heights Booster Club	St. Paul	2,477,951	2,088,554	389,397	204,970	52.6%	0	5,000	195,749	50.3%	49,754	12.8%	0	0.0%	145,995	37.5%
Queen of Angels Church	Austin	130,849	111,836	19,013	4,573	24.1%	0	0	14,502	76.3%	12,150	63.9%	0	0.0%	2,352	12.4%

Organization	City	Gross Receipts	Prizes	Net Receipts	Allowable Expenses		Excess Exp Reimb	Capital Assets Improvements	Lawful Purpose		Lawful Purpose		Lawful Purpose		Lawful Purpose	
					AE total	Percent			Total	Percent	Charitable	Percent	Other	Percent	Taxes/Fee	Percent
Rainy Lake Sportfishing Club	International Falls	492,803	408,643	84,160	47,805	56.8%	(131)	0	46,957	55.8%	33,944	40.3%	2,250	2.7%	10,763	12.8%
Ramsey Lions Club	Anoka	9,358,987	7,692,413	1,666,574	582,752	35.0%	0	0	1,079,267	64.8%	435,996	26.2%	4,775	0.3%	638,496	38.3%
Randall Lions Club	Randall	639,726	544,108	95,618	49,929	52.2%	0	0	39,384	41.2%	24,399	25.5%	1,725	1.8%	13,260	13.9%
Randolph Fire Department Relief A	Randolph	715,867	561,044	154,823	74,087	47.9%	0	0	94,423	61.0%	72,250	46.7%	0	0.0%	22,173	14.3%
Reading Community Center	Reading	82,974	68,000	14,974	8,788	58.7%	0	0	8,948	59.8%	7,148	47.7%	0	0.0%	1,800	12.0%
Red Lake Falls Blue Line Club	Red Lake Falls	330,413	275,365	55,048	22,681	41.2%	0	0	34,177	62.1%	26,164	47.5%	2,000	3.6%	6,013	10.9%
Red Men Club	Red Wing	526,382	454,774	71,608	35,131	49.1%	(73)	0	34,518	48.2%	13,885	19.4%	6,188	8.6%	14,445	20.2%
Red Wing Wildlife League	Red Wing	377,985	301,155	76,830	41,352	53.8%	0	0	48,778	63.5%	38,275	49.8%	1,250	1.6%	9,253	12.0%
Redrock Sportsman Club	Storden	126,158	100,640	25,518	16,428	64.4%	0	0	6,130	24.0%	3,271	12.8%	0	0.0%	2,859	11.2%
Redwood Area Hockey Assoc	Redwood Falls	358,187	292,568	65,619	22,945	35.0%	0	66	51,521	78.5%	43,240	65.9%	0	0.0%	8,281	12.6%
Remer Fire Relief Assoc	Remer	757,993	634,221	123,771	61,436	49.6%	0	0	63,578	51.4%	39,598	32.0%	4,200	3.4%	19,780	16.0%
Renville Lions Club	Renville	165,326	128,706	36,620	23,213	63.4%	0	0	12,668	34.6%	8,060	22.0%	1,759	4.8%	2,849	7.8%
Reservoir Riders	Duluth	650,306	526,971	123,335	77,591	62.9%	(1,496)	44,315	24,666	20.0%	8,261	6.7%	2,400	1.9%	14,004	11.4%
Rice Area Sportsman Club	Rice	1,110,266	902,843	207,423	120,178	57.9%	0	0	73,066	35.2%	27,717	13.4%	4,875	2.4%	40,474	19.5%
Rice Lions Club	Rice	417,503	324,821	92,682	57,447	62.0%	0	0	35,210	38.0%	26,691	28.8%	1,650	1.8%	6,868	7.4%
Richmond Big Lake Aquatic Assoc	Richmond	85,168	66,365	18,803	11,493	61.1%	0	0	4,368	23.2%	2,401	12.8%	0	0.0%	1,967	10.5%
Richmond Firemens Relief Assoc	Richmond	285,772	235,117	50,655	32,548	64.3%	0	0	16,450	32.5%	10,588	20.9%	0	0.0%	5,862	11.6%
Richmond Lions Club	Richmond	529,584	430,099	99,485	50,127	50.4%	0	0	53,426	53.7%	40,395	40.6%	1,750	1.8%	11,281	11.3%
River Bend Nature Center	Faribault	733,130	581,758	151,372	64,934	42.9%	0	0	91,455	60.4%	70,285	46.4%	2,550	1.7%	18,620	12.3%
Riverview Lions Club	Minneapolis	1,393,396	1,128,594	264,802	210,556	79.5%	0	0	76,179	28.8%	3,783	1.4%	3,500	1.3%	68,896	26.0%
Robbinsdale Jaycees	Robbinsdale	1,775,172	1,524,501	250,671	180,269	71.9%	0	800	85,439	34.1%	9,757	3.9%	6,500	2.6%	69,182	27.6%
Rochester Juvenile Hockey Assoc	Rochester	2,726,920	2,121,327	605,593	386,384	63.8%	0	0	201,095	33.2%	43,085	7.1%	5,887	1.0%	152,123	25.1%
Rochester Minnesota Amateur Spor	Rochester	309,265	253,358	55,907	36,685	65.6%	(1,738)	0	11,225	20.1%	1,335	2.4%	0	0.0%	9,890	17.7%
Rock Creek Lions Club	Rock Creek	1,246,612	1,059,914	186,698	68,127	36.5%	0	0	121,838	65.3%	68,311	36.6%	2,400	1.3%	51,127	27.4%
Rockville Lions Club	Rockville	384,537	306,092	78,445	45,306	57.8%	0	0	34,465	43.9%	19,219	24.5%	7,973	10.2%	7,273	9.3%
Rocori Band Boosters Inc	Cold Spring	180,722	137,718	43,004	21,742	50.6%	0	0	21,036	48.9%	14,000	32.6%	975	2.3%	6,061	14.1%
Rocori Community Booster Club	Cold Spring	180,706	143,110	37,596	21,903	58.3%	0	0	12,554	33.4%	6,420	17.1%	995	2.6%	5,139	13.7%
Rogers Firemans Relief Assoc	Rogers	1,781,539	1,519,013	262,526	142,486	54.3%	0	0	118,297	45.1%	30,500	11.6%	0	0.0%	87,797	33.4%
Rogers Lions Club	Rogers	883,322	740,469	142,853	80,900	56.6%	0	0	75,075	52.6%	44,000	30.8%	7,300	5.1%	23,775	16.6%
Rollingstone Fire Fighters Relief Ass	Rollingstone	679,545	538,369	141,176	62,637	44.4%	0	0	69,531	49.3%	49,175	34.8%	3,795	2.7%	16,561	11.7%
Rollingstone Jaycees	Rollingstone	174,065	142,247	31,818	23,368	73.4%	0	0	11,930	37.5%	4,625	14.5%	2,700	8.5%	4,605	14.5%
Roosevelt Booster Club	Minneapolis	1,820,639	1,487,193	333,446	230,940	69.3%	(8,338)	0	112,543	33.8%	-475	-0.1%	7,900	2.4%	105,118	31.5%
Rose Creek Firemens Relief Assoc	Rose Creek	241,275	188,011	53,264	23,011	43.2%	0	0	31,601	59.3%	21,579	40.5%	5,874	11.0%	4,148	7.8%
Rosemount Lions Club	Rosemount	340,624	277,152	63,472	34,810	54.8%	0	0	21,439	33.8%	10,534	16.6%	0	0.0%	10,905	17.2%
Roseville Area Youth Hockey Assoc	Maplewood	2,338,354	1,645,145	693,209	326,827	47.1%	0	0	368,599	53.2%	273,949	39.5%	2,633	0.4%	92,017	13.3%
Royalton Firemens Relief Assoc	Royalton	1,099,944	905,343	194,601	96,794	49.7%	0	0	99,831	51.3%	51,844	26.6%	4,990	2.6%	42,997	22.1%
Rush City Jaycees	Rush City	703,459	594,493	108,967	62,882	57.7%	0	0	49,627	45.5%	30,705	28.2%	3,000	2.8%	15,922	14.6%
Rush City Lions Club	Rush City	331,127	270,003	61,124	23,785	38.9%	0	0	34,677	56.7%	26,630	43.6%	1,275	2.1%	6,772	11.1%
Rush City Sno Bugs	Rush City	587,654	457,610	130,044	63,224	48.6%	0	29,532	24,022	18.5%	7,717	5.9%	3,700	2.8%	12,605	9.7%
Rush Lake Improvement Assoc	Rush City	1,199,254	1,009,817	189,437	105,081	55.5%	0	0	97,907	51.7%	29,100	15.4%	2,500	1.3%	66,307	35.0%
Rushford Peterson Booster Club	Rushford	768,137	605,312	162,825	49,648	30.5%	0	0	117,392	72.1%	95,080	58.4%	885	0.5%	21,427	13.2%
Sandstone Lions Club	Sandstone	385,812	315,198	70,614	35,034	49.6%	0	0	45,891	65.0%	36,140	51.2%	2,425	3.4%	7,839	11.1%
Sartell Youth Hockey	Sartell	1,258,490	983,036	275,454	113,795	41.3%	0	0	175,184	63.6%	120,708	43.8%	2,350	0.9%	52,126	18.9%
Sauk Centre Conservation Club	Sauk Centre	546,348	459,363	86,985	52,651	60.5%	0	0	30,760	35.4%	19,650	22.6%	0	0.0%	11,110	12.8%
Sauk Centre Fire Relief Assoc	Sauk Centre	1,100,110	900,898	199,212	76,074	38.2%	0	0	121,365	60.9%	80,000	40.2%	0	0.0%	41,365	20.8%
Sauk Centre Youth Hockey Assoc	Sauk Centre	1,000,372	830,553	169,819	65,611	38.6%	0	0	110,412	65.0%	73,970	43.6%	1,675	1.0%	34,767	20.5%
Sauk Rapids Baseball Assoc	Sauk Rapids	1,026,292	804,977	221,315	131,764	59.5%	0	0	91,935	41.5%	53,953	24.4%	1,450	0.7%	36,532	16.5%

Organization	City	Gross Receipts	Prizes	Net Receipts	Allowable Expenses		Excess Exp Reimb	Capital Assets Improvements	Lawful Purpose		Lawful Purpose		Lawful Purpose		Lawful Purpose	
					AE total	Percent			Total	Percent	Charitable	Percent	Other	Percent	Taxes/Fee	Percent
Sauk Rapids Sportsman Club	Sauk Rapids	857,066	631,638	225,428	122,731	54.4%	0	0	89,642	39.8%	60,564	26.9%	4,900	2.2%	24,178	10.7%
Scandia Marine Lions Club	Scandia	78,311	60,451	17,860	9,225	51.7%	0	0	10,087	56.5%	8,120	45.5%	0	0.0%	1,967	11.0%
Searles Baseball Assoc	New Ulm	224,215	169,611	54,604	28,375	52.0%	0	1,670	17,043	31.2%	8,266	15.1%	2,825	5.2%	5,952	10.9%
Second Harvest Northern Lakes Fo	Duluth	1,147,566	980,211	167,355	90,291	54.0%	(1,519)	0	88,846	53.1%	37,519	22.4%	1,100	0.7%	50,227	30.0%
Sexual Assault Program of North St	Virginia	672,680	589,313	83,367	35,691	42.8%	0	0	33,513	40.2%	11,101	13.3%	2,900	3.5%	19,513	23.4%
Shafer Firemens Vol Benefit Assoc	Shafer	756,254	626,649	129,605	69,325	53.5%	0	0	47,726	36.8%	22,600	17.4%	2,525	1.9%	22,601	17.4%
Shako Valley Amateur Hockey Assoc	Shakopee	348,657	285,992	62,665	38,234	61.0%	0	0	22,442	35.8%	12,000	19.1%	2,300	3.7%	8,142	13.0%
Shakopee Lions Club	Shakopee	453,641	369,156	84,485	44,916	53.2%	0	0	40,709	48.2%	28,930	34.2%	2,500	3.0%	9,279	11.0%
Shakopee Rotary Club	Shakopee	1,166,489	965,106	201,383	127,986	63.6%	0	0	78,604	39.0%	29,840	14.8%	4,700	2.3%	44,064	21.9%
Shaokatan Sportsmen Club	Lake Benton	687,017	532,229	154,788	88,344	57.1%	(1,650)	0	70,083	45.3%	53,120	34.3%	1,750	1.1%	15,213	9.8%
Shevlin Firemens Relief Association	Shevlin	829,843	691,500	138,343	64,736	46.8%	0	0	80,027	57.8%	39,900	28.8%	3,000	2.2%	37,127	26.8%
Shrine Club Color Guard	Detroit Lakes	823,908	663,408	160,500	88,817	55.3%	0	0	80,185	50.0%	56,150	35.0%	1,260	0.8%	22,775	14.2%
Sibley Hockey Booster Club	Mendota Heights	3,101,871	2,539,821	562,050	201,757	35.9%	0	0	320,959	57.1%	136,523	24.3%	2,624	0.5%	181,812	32.3%
Silver Lake Fire Dept Relief Assoc	Silver Lake	305,732	260,630	45,102	26,146	58.0%	0	0	20,609	45.7%	12,246	27.2%	900	2.0%	7,463	16.5%
Silver Lake Lions Club	Silver Lake	327,994	266,533	61,461	38,024	61.9%	0	0	27,642	45.0%	17,120	27.9%	3,800	6.2%	6,722	10.9%
Ski Gull	Nisswa	234,526	187,324	47,202	28,025	59.4%	0	0	18,696	39.6%	10,550	22.4%	1,600	3.4%	6,546	13.9%
Slayton Volunteer Fire Department	Slayton	285,666	225,452	60,214	38,569	64.1%	0	400	18,712	31.1%	11,655	19.4%	0	0.0%	7,057	11.7%
Sleepy Eye Arena Assoc	Sleepy Eye	609,879	509,074	100,805	37,634	37.3%	0	0	82,759	82.1%	66,706	66.2%	1,800	1.8%	14,253	14.1%
Sleepy Eye Hockey Assoc	Sleepy Eye	621,404	500,778	120,626	53,590	44.4%	0	30,000	22,159	18.4%	1,603	1.3%	2,925	2.4%	17,631	14.6%
Sobieski Lions Club	Swanville	504,422	416,722	87,700	42,749	48.7%	0	0	44,318	50.5%	32,350	36.9%	2,350	2.7%	9,618	11.0%
South Haven Firemens Relief Assoc	South Haven	978,146	789,499	188,647	81,785	43.4%	0	0	81,700	43.3%	45,250	24.0%	0	0.0%	36,450	19.3%
South Robert Street Business Assoc	West St. Paul	1,851,072	1,484,309	366,763	196,375	53.5%	(92)	0	176,209	48.0%	65,989	18.0%	7,150	1.9%	103,070	28.1%
South St. Paul Educational Foundat	South St. Paul	78,161	60,242	17,919	12,213	68.2%	0	0	15,238	85.0%	13,500	75.3%	0	0.0%	1,738	9.7%
South St. Paul Lions Club	South St. Paul	1,938,726	1,585,268	353,458	137,556	38.9%	0	500	218,140	61.7%	116,126	32.9%	3,000	0.8%	99,014	28.0%
South St. Paul Rod & Gun Club	South St. Paul	65,534	51,482	14,049	11,416	81.3%	0	0	2,698	19.2%	1,343	9.6%	0	0.0%	1,355	9.6%
South St. Paul Youth Hockey Assoc	South St. Paul	1,352,437	1,110,559	241,878	94,975	39.3%	0	0	150,133	62.1%	86,607	35.8%	3,450	1.4%	60,076	24.8%
Southwest Hockey Assoc	Minneapolis	2,835,343	2,268,421	566,922	334,653	59.0%	0	0	231,312	40.8%	66,000	11.6%	4,500	0.8%	160,812	28.4%
Spring Grove Commercial Club	Spring Grove	378,909	308,190	70,719	18,773	26.5%	0	0	62,491	88.4%	48,425	68.5%	6,650	9.4%	7,416	10.5%
Spring Hill Recreation Club	Melrose	187,536	159,373	28,163	16,613	59.0%	0	0	11,549	41.0%	5,075	18.0%	2,555	9.1%	3,919	13.9%
Spring Lake Park District 16 Youth	Blaine	4,100,579	3,330,881	769,698	245,224	31.9%	0	0	548,758	71.3%	289,591	37.6%	2,950	0.4%	256,217	33.3%
Spring Lake Park Lions Club	Spring Lake Park	10,155,977	8,476,125	1,679,852	940,560	56.0%	0	0	595,166	35.4%	101,704	6.1%	4,500	0.3%	488,962	29.1%
Spring Valley Area Ambulance Assoc	Spring Valley	1,027,112	860,542	166,570	97,252	58.4%	(91)	0	78,599	47.2%	38,377	23.0%	4,695	2.8%	35,527	21.3%
St Cloud Noon Optimist Club Inc	Kimball	460,654	354,786	105,868	69,942	66.1%	0	0	33,382	31.5%	20,495	19.4%	1,758	1.7%	11,129	10.5%
St Hilaire Community Club	St. Hilaire	343,669	278,240	65,429	27,574	42.1%	0	0	38,780	59.3%	28,845	44.1%	1,900	2.9%	8,035	12.3%
St Katherine Ukrainian Orthodox Ch	Arden Hills	1,795,313	1,327,424	467,889	254,739	54.4%	(16,500)	0	188,316	40.2%	127,912	27.3%	3,000	0.6%	57,404	12.3%
St Vasilije of Ostrog Serbian Orthod	Chisholm	362,648	271,922	90,726	26,946	29.7%	0	0	64,099	70.7%	55,500	61.2%	1,000	1.1%	7,599	8.4%
St. Charles Firemens Relief Associa	St. Charles	284,410	213,933	70,477	25,129	35.7%	0	0	45,493	64.6%	35,900	50.9%	2,780	3.9%	6,813	9.7%
St. Clair Fire Relief Assoc	St. Clair	956,316	780,790	175,527	107,307	61.1%	0	0	65,689	37.4%	29,200	16.6%	2,300	1.3%	34,189	19.5%
St. Cloud All-City High School Band	St. Cloud	339,467	258,627	80,840	37,293	46.1%	0	0	49,212	60.9%	39,987	49.5%	2,100	2.6%	7,125	8.8%
St. Cloud Area Golden Gloves Boxin	St. Cloud	1,229,716	976,649	253,067	121,849	48.1%	0	0	145,098	57.3%	96,136	38.0%	6,300	2.5%	42,662	16.9%
St. Cloud Gymnastics Booster Club	Sauk Rapids	1,144,551	915,596	228,956	191,220	83.5%	0	0	47,195	20.6%	0	0.0%	0	0.0%	47,195	20.6%
St. Cloud Lions Club	St. Cloud	1,790,610	1,422,760	367,850	153,431	41.7%	0	20,000	146,772	39.9%	45,691	12.4%	1,650	0.4%	99,431	27.0%
St. Cloud Shrine Club	St. Cloud	120,681	90,809	29,872	18,591	62.2%	0	0	5,418	18.1%	3,049	10.2%	0	0.0%	2,369	7.9%
St. Francis Lions Club	St. Francis	2,074,823	1,705,121	369,702	219,075	59.3%	(1,719)	0	149,872	40.5%	23,877	6.5%	14,733	4.0%	111,262	30.1%
St. James Lions Club	St. James	85,086	64,010	21,076	11,649	55.3%	0	0	9,139	43.4%	7,030	33.4%	0	0.0%	2,109	10.0%
St. Joseph Jaycees	St. Joseph	462,847	385,615	77,232	36,433	47.2%	0	0	39,842	51.6%	26,916	34.9%	3,500	4.5%	9,426	12.2%
St. Joseph Lions Club	St. Joseph	200,169	156,340	43,829	21,817	49.8%	0	0	26,816	61.2%	18,075	41.2%	4,200	9.6%	4,541	10.4%

Organization	City	Gross Receipts	Prizes	Net Receipts	Allowable Expenses		Excess Exp Reimb	Capital Assets Improvements	Lawful Purpose		Lawful Purpose		Lawful Purpose		Lawful Purpose	
					AE total	Percent			Total	Percent	Charitable	Percent	Other	Percent	Taxes/Fee	Percent
St. Joseph Recreational Assoc	St. Joseph	158,906	127,235	31,671	21,171	66.8%	0	0	11,785	37.2%	5,059	16.0%	3,250	10.3%	3,476	11.0%
St. Louis Park Hockey Boosters Ass	St. Louis Park	2,934,962	2,467,888	467,074	174,699	37.4%	0	0	277,540	59.4%	102,800	22.0%	7,300	1.6%	167,439	35.8%
St. Martin Commercial Club	St. Martin	243,553	194,594	48,959	18,009	36.8%	0	0	29,354	60.0%	19,125	39.1%	1,795	3.7%	8,434	17.2%
St. Mathias Parks & Recreation	Fort Ripley	271,746	222,299	49,447	29,413	59.5%	0	0	22,597	45.7%	15,528	31.4%	2,000	4.0%	5,069	10.3%
St. Paul Fire Fighters Local 21 Bened	St. Paul	1,601,063	1,276,476	324,587	216,951	66.8%	0	0	121,513	37.4%	40,102	12.4%	3,000	0.9%	78,411	24.2%
St. Paul Midway Lions Club Founda	St. Paul	2,182,999	1,732,660	450,339	244,920	54.4%	(25,000)	0	193,584	43.0%	60,519	13.4%	8,000	1.8%	125,065	27.8%
St. Paul Park Newport Lions Club	Newport	1,343,571	1,022,665	320,906	160,866	50.1%	(674)	0	169,291	52.8%	113,331	35.3%	0	0.0%	55,960	17.4%
St. Paul Wrestling Club	Minneapolis	1,130,331	896,857	233,474	118,552	50.8%	0	0	111,835	47.9%	59,018	25.3%	7,000	3.0%	45,817	19.6%
St. Peter Red Men Club	St. Peter	1,410,930	1,163,064	247,866	142,196	57.4%	(2,518)	0	116,503	47.0%	46,993	19.0%	6,600	2.7%	62,910	25.4%
St. Rosa Jaycees	Freeport	536,043	439,685	96,358	42,394	44.0%	0	0	57,258	59.4%	46,323	48.1%	1,625	1.7%	9,310	9.7%
St. Stephen Firefighters Relief Asso	St. Stephen	203,496	160,427	43,069	21,310	49.5%	0	0	20,583	47.8%	13,516	31.4%	2,200	5.1%	4,867	11.3%
St. Therese Charitable Services	New Hope	2,073,604	1,581,371	492,233	413,087	83.9%	(67,374)	0	146,442	29.8%	85,000	17.3%	4,600	0.9%	56,842	11.5%
St. Wendel Athletic Assoc	Avon	183,396	149,624	33,772	17,644	52.2%	0	0	12,656	37.5%	8,465	25.1%	960	2.8%	3,231	9.6%
Stacy Lent Fire Relief Assoc	Stacy	676,131	561,275	114,856	52,735	45.9%	0	0	47,547	41.4%	24,770	21.6%	4,300	3.7%	18,477	16.1%
Stacy Lions Club	Stacy	511,151	400,178	110,973	50,002	45.1%	0	0	53,056	47.8%	38,165	34.4%	3,500	3.2%	11,391	10.3%
Staples Lions Club	Staples	842,212	701,551	140,661	62,656	44.5%	0	0	79,378	56.4%	54,148	38.5%	1,200	0.9%	24,030	17.1%
Starbuck Fire Department Relief As	Starbuck	442,230	369,760	72,470	56,312	77.7%	(6,000)	0	27,099	37.4%	17,911	24.7%	0	0.0%	9,188	12.7%
Starbuck Jaycees	Starbuck	625,165	525,883	99,283	80,150	80.7%	0	0	28,417	28.6%	13,876	14.0%	2,481	2.5%	12,060	12.1%
Steele County Snowmobile Trail Ass	Hope	351,829	277,279	74,550	38,745	52.0%	0	7,340	17,240	23.1%	4,066	5.5%	1,782	2.4%	11,392	15.3%
Stephen Argyle Booster Club	Argyle	369,867	306,483	63,384	25,118	39.6%	0	0	36,907	58.2%	28,359	44.7%	1,100	1.7%	7,448	11.8%
Stewart Lions Club	Stewart	831,070	692,232	138,838	74,489	53.7%	0	0	60,724	43.7%	35,104	25.3%	3,600	2.6%	22,020	15.9%
Stewartville Fire Relief Assoc	Stewartville	685,496	561,198	124,298	56,732	45.6%	0	0	60,156	48.4%	41,250	33.2%	2,000	1.6%	16,906	13.6%
Stockton Area Promotional Group	Stockton	756,913	592,849	164,064	80,182	48.9%	0	0	97,385	59.4%	72,835	44.4%	5,600	3.4%	18,951	11.6%
Sturgeon Lake Lions Club	Sturgeon Lake	290,556	242,334	48,222	23,705	49.2%	0	0	25,301	52.5%	17,028	35.3%	1,250	2.6%	7,023	14.6%
Suburban Law Enforcement Associat	Roseville	568,015	450,196	117,819	73,581	62.5%	(1)	0	54,129	45.9%	36,745	31.2%	3,300	2.8%	14,084	12.0%
Swanville Community Scholarship F	Swanville	586,314	483,329	102,985	41,845	40.6%	0	0	56,192	54.6%	43,500	42.2%	2,000	1.9%	10,692	10.4%
Swanville Lions Club	Swanville	603,617	469,777	133,839	54,008	40.4%	0	0	80,862	60.4%	64,994	48.6%	1,925	1.4%	13,942	10.4%
Tamarack Sno Flyers Inc	Tamarack	1,153,121	928,534	224,587	123,681	55.1%	0	0	101,115	45.0%	53,805	24.0%	4,375	1.9%	42,935	19.1%
Tapemark Charity Pro-Am Golf Tou	West St. Paul	4,501,370	3,388,098	1,113,272	578,513	52.0%	0	0	534,944	48.1%	346,370	31.1%	3,700	0.3%	184,874	16.6%
Tartan Area Youth Hockey Assoc	Oakdale	4,967,143	4,074,016	893,127	336,317	37.7%	0	0	559,803	62.7%	235,025	26.3%	3,300	0.4%	321,478	36.0%
Taylors Falls Fire Dept Relief Assoc	Taylors Falls	951,729	809,410	142,319	85,459	60.0%	0	0	64,425	45.3%	24,023	16.9%	3,500	2.5%	36,902	25.9%
Thief River Falls Amateur Hockey A	Thief River Falls	2,188,918	1,819,602	369,316	141,981	38.4%	0	0	221,114	59.9%	102,473	27.7%	2,000	0.5%	116,641	31.6%
Todd Area Trail Assoc	Browerville	880,789	739,891	140,898	77,652	55.1%	0	20,000	35,252	25.0%	8,316	5.9%	1,800	1.3%	25,136	17.8%
Totino Grace High School	Fridley	1,004,750	823,220	181,530	96,505	53.2%	0	0	65,298	36.0%	25,600	14.1%	1,200	0.7%	38,498	21.2%
Tower Firemens Relief Assoc	Tower	583,264	482,687	100,577	64,275	63.9%	0	0	42,505	42.3%	28,042	27.9%	3,250	3.2%	11,213	11.1%
Tri Lake Sportsmens Club	Lonsdale	1,029,788	810,800	218,988	112,574	51.4%	0	0	81,621	37.3%	38,118	17.4%	7,540	3.4%	35,963	16.4%
Truman Baseball Softball Associati	Truman	257,600	210,212	47,388	25,480	53.8%	0	0	36,755	77.6%	28,652	60.5%	1,266	2.7%	6,837	14.4%
TSE Inc	Roseville	1,279,745	1,061,529	218,216	135,258	62.0%	0	0	89,177	40.9%	20,500	9.4%	0	0.0%	68,677	31.5%
Turn In Poachers Chapt Ottertail	Deer Trail Lakes	2,286,083	1,852,709	433,374	250,792	57.9%	0	0	162,787	37.6%	59,379	13.7%	2,500	0.6%	100,908	23.3%
Twin Cities North Chamber of Comr	Mounds View	2,743,052	2,291,186	451,866	277,868	61.5%	0	0	156,638	34.7%	0	0.0%	5,500	1.2%	151,138	33.4%
Twin Valley Firemens Relief Assoc.	Twin Valley	227,477	197,135	30,342	16,844	55.5%	0	0	14,989	49.4%	6,500	21.4%	3,075	10.1%	5,414	17.8%
Two Harbors Youth Hockey Associat	Two Harbors	615,484	515,837	99,647	50,517	50.7%	0	0	61,639	61.9%	47,802	48.0%	0	0.0%	13,836	13.9%
Ulen Fire Dept Relief Assoc	Ulen	242,711	209,218	33,493	17,516	52.3%	0	0	19,098	57.0%	10,650	31.8%	2,150	6.4%	6,298	18.8%
Underwood Lions Club	Underwood	433,261	363,512	69,750	40,895	58.6%	0	0	33,884	48.6%	22,023	31.6%	3,100	4.4%	8,761	12.6%
Union Center Inc	Albert Lea	928,762	773,779	154,984	107,723	69.5%	0	0	60,910	39.3%	19,412	12.5%	12,879	8.3%	28,619	18.5%
United Arts of Central Minnesota	St. Cloud	1,469,660	1,027,135	442,525	299,165	67.6%	(9,446)	0	168,211	38.0%	125,000	28.2%	3,050	0.7%	40,161	9.1%
Upper Red Lake Area Assoc	Waskish	610,767	492,468	118,299	59,253	50.1%	0	0	64,942	54.9%	47,298	40.0%	1,000	0.8%	16,644	14.1%



Organization	City	Gross Receipts	Prizes	Net Receipts	Allowable Expenses		Excess Exp Reimb	Capital Assets Improvements	Lawful Purpose		Lawful Purpose		Lawful Purpose		Lawful Purpose	
					AE total	Percent			Total	Percent	Charitable	Percent	Other	Percent	Taxes/Fee	Percent
Upsala Lions Club	Upsala	542,727	441,364	101,363	38,759	38.2%	0	0	60,057	59.2%	45,851	45.2%	3,340	3.3%	10,866	10.7%
Urbank Lions Club	Clitherall	540,016	450,652	89,364	37,935	42.4%	0	0	51,862	58.0%	40,058	44.8%	1,575	1.8%	10,229	11.4%
Vadnais Heights Firefighters Relief	Vadnais Heights	3,419,269	2,858,260	561,009	271,746	48.4%	0	500	276,177	49.2%	56,929	10.1%	5,750	1.0%	213,498	38.1%
Vadnais Heights Lions Club	Vadnais Heights	1,657,566	1,384,712	272,854	136,328	50.0%	0	0	146,043	53.5%	61,633	22.6%	4,853	1.8%	79,557	29.2%
Valley Golf Assoc	East Grand Forks	1,035,050	869,112	165,938	90,980	54.8%	0	0	85,251	51.4%	43,350	26.1%	5,800	3.5%	36,101	21.8%
Verndale Lions Club	Verndale	262,073	221,171	40,902	14,339	35.1%	0	0	25,319	61.9%	18,924	46.3%	1,000	2.4%	5,395	13.2%
Vernon Center Fire Relief Assoc	Vernon Center	40,514	28,718	11,796	6,738	57.1%	0	0	6,921	58.7%	5,505	46.7%	0	0.0%	1,416	12.0%
Veseli Jaycees	Veseli	478,027	400,227	77,800	37,645	48.4%	0	0	40,266	51.8%	27,342	35.1%	2,989	3.8%	9,935	12.8%
Veterans Club Onamia	Onamia	774,381	627,604	146,777	74,509	50.8%	0	0	64,080	43.7%	25,801	17.6%	16,991	11.6%	21,288	14.5%
VFW Post 10796	Ham Lake	1,266,067	1,034,744	231,323	110,024	47.6%	0	0	124,709	53.9%	33,514	14.5%	41,871	18.1%	49,324	21.3%
VFW Post 1140	Long Prairie	653,076	541,131	111,945	66,369	59.3%	0	0	31,775	28.4%	12,685	11.3%	1,550	1.4%	17,541	15.7%
VFW Post 1210	Hastings	659,706	550,926	108,780	63,337	58.2%	0	0	45,007	41.4%	4,709	4.3%	23,112	21.2%	17,186	15.8%
VFW Post 1215	Rochester	2,000,665	1,617,065	383,600	214,191	55.8%	0	7,000	181,475	47.3%	44,038	11.5%	32,089	8.4%	105,349	27.5%
VFW Post 1216	Austin	1,374,264	1,151,903	222,362	116,204	52.3%	0	0	98,362	44.2%	15,515	7.0%	22,934	10.3%	59,913	26.9%
VFW Post 1223	Moorhead	1,677,901	1,403,785	274,116	160,039	58.4%	0	10	112,440	41.0%	18,092	6.6%	46,541	17.0%	47,807	17.4%
VFW Post 1223 Aux	Moorhead	1,217,015	1,014,281	202,734	134,481	66.3%	0	0	76,174	37.6%	46,567	23.0%	4,066	2.0%	25,541	12.6%
VFW Post 1287	Winona	874,190	722,687	151,504	63,988	42.2%	0	0	68,104	45.0%	26,364	17.4%	13,049	8.6%	28,690	18.9%
VFW Post 1296	Bloomington	1,353,942	1,074,329	279,613	205,592	73.5%	0	0	146,184	52.3%	38,391	13.7%	46,326	16.6%	61,468	22.0%
VFW Post 1350	North St. Paul	1,551,580	1,222,919	328,662	184,723	56.2%	(9,430)	5,862	137,981	42.0%	20,228	6.2%	60,769	18.5%	56,984	17.3%
VFW Post 1403	Benson	1,463,560	1,245,883	217,678	105,245	48.3%	0	0	125,455	57.6%	43,706	20.1%	15,753	7.2%	65,996	30.3%
VFW Post 141	Kenyon	139,737	113,271	26,466	15,423	58.3%	0	0	12,762	48.2%	3,987	15.1%	5,289	20.0%	3,486	13.2%
VFW Post 1639	Willmar	1,203,707	1,006,668	197,039	112,349	57.0%	0	0	87,211	44.3%	19,018	9.7%	22,202	11.3%	45,991	23.3%
VFW Post 1642	Waseca	1,807,519	1,465,562	341,957	179,277	52.4%	0	2,500	170,133	49.8%	61,592	18.0%	23,941	7.0%	84,600	24.7%
VFW Post 1647	Brainerd	426,921	360,628	66,293	28,405	42.8%	0	500	36,957	55.7%	13,783	20.8%	16,101	24.3%	7,073	10.7%
VFW Post 1656	Madison	96,299	76,499	19,800	14,576	73.6%	(4,554)	0	11,551	58.3%	3,725	18.8%	5,967	30.1%	1,859	9.4%
VFW Post 1676	Detroit Lakes	1,332,080	1,089,425	242,655	139,860	57.6%	0	0	97,753	40.3%	19,615	8.1%	33,460	13.8%	44,678	18.4%
VFW Post 1720	Grand Rapids	534,237	433,262	100,975	63,692	63.1%	(8,804)	0	47,812	47.3%	15,650	15.5%	20,507	20.3%	11,655	11.5%
VFW Post 1757	Cook	177,078	143,166	33,912	12,869	37.9%	0	0	13,978	41.2%	2,701	8.0%	6,315	18.6%	4,962	14.6%
VFW Post 1778	Wells	212,108	162,069	50,039	28,219	56.4%	0	0	26,137	52.2%	4,955	9.9%	16,356	32.7%	4,826	9.6%
VFW Post 1782	White Bear Lake	2,300,028	1,887,532	412,496	221,220	53.6%	0	0	189,776	46.0%	28,868	7.0%	20,165	4.9%	140,743	34.1%
VFW Post 1783	Young America	519,382	448,236	71,146	34,729	48.8%	0	250	35,016	49.2%	22,385	31.5%	2,150	3.0%	10,481	14.7%
VFW Post 1791	Chaska	1,080,685	893,427	187,258	92,729	49.5%	0	0	110,835	59.2%	37,273	19.9%	31,805	17.0%	41,758	22.3%
VFW Post 1802 Wabasha County	Zumbro Falls	260,935	201,864	59,071	40,292	68.2%	(2,190)	0	21,014	35.6%	6,907	11.7%	7,137	12.1%	6,970	11.8%
VFW Post 1803	Le Center	116,263	98,749	17,512	9,356	53.4%	0	3,850	5,634	32.2%	1,852	10.6%	400	2.3%	3,382	19.3%
VFW Post 1816	Garrison	1,062,821	859,619	203,202	106,733	52.5%	0	0	99,584	49.0%	50,489	24.8%	18,130	8.9%	30,966	15.2%
VFW Post 1825	Belgrade	339,288	266,458	72,830	26,721	36.7%	0	0	42,642	58.6%	11,196	15.4%	20,914	28.7%	10,532	14.5%
VFW Post 1902	Crookston	2,192,086	1,829,535	362,551	162,966	44.9%	0	0	181,781	50.1%	42,167	11.6%	32,723	9.0%	106,891	29.5%
VFW Post 1914	St. James	571,921	476,554	95,367	51,042	53.5%	0	0	46,167	48.4%	23,027	24.1%	10,147	10.6%	12,993	13.6%
VFW Post 210	Lakeville	305,567	239,525	66,045	35,251	53.4%	0	0	34,248	51.9%	5,681	8.6%	21,313	32.3%	7,254	11.0%
VFW Post 230	Columbia Heights	2,379,260	1,888,115	491,145	195,658	39.8%	0	0	224,531	45.7%	63,710	13.0%	28,079	5.7%	132,742	27.0%
VFW Post 246	Minneapolis	718,624	597,893	120,731	74,817	62.0%	0	0	62,016	51.4%	8,584	7.1%	18,197	15.1%	35,235	29.2%
VFW Post 2553	Redwood Falls	311,357	257,843	53,514	29,288	54.7%	0	0	24,537	45.9%	12,924	24.2%	4,035	7.5%	7,578	14.2%
VFW Post 2717	Ely	279,875	235,130	44,745	23,572	52.7%	0	0	22,553	50.4%	3,919	8.8%	12,089	27.0%	6,545	14.6%
VFW Post 2735	Isanti	1,667,656	1,381,000	286,656	131,475	45.9%	0	0	173,002	60.4%	41,252	14.4%	42,530	14.8%	89,220	31.1%
VFW Post 2793	Thief River Falls	1,552,953	1,282,336	270,617	141,472	52.3%	0	7,560	121,675	45.0%	38,267	14.1%	24,977	9.2%	58,431	21.6%
VFW Post 2816	Isle	673,604	571,367	102,237	86,352	84.5%	0	0	93,801	91.7%	76,085	74.4%	5,396	5.3%	12,320	12.1%
VFW Post 2818	Litchfield	679,169	512,376	166,793	115,090	69.0%	0	4,891	59,810	35.9%	23,931	14.3%	19,195	11.5%	16,683	10.0%



Organization	City	Gross Receipts	Prizes	Net Receipts	Allowable Expenses		Excess Exp Reimb	Capital Assets Improvements	Lawful Purpose		Lawful Purpose		Lawful Purpose		Lawful Purpose	
					AE total	Percent			Total	Percent	Charitable	Percent	Other	Percent	Taxes/Fee	Percent
VFW Post 2948	International Falls	1,311,319	1,056,058	255,260	138,613	54.3%	0	0	112,706	44.2%	37,182	14.6%	18,022	7.1%	57,501	22.5%
VFW Post 295	South St. Paul	2,237,994	1,797,251	440,743	196,144	44.5%	0	0	212,651	48.2%	36,122	8.2%	55,047	12.5%	121,482	27.6%
VFW Post 2980	Ivanhoe	121,971	91,501	30,470	18,408	60.4%	0	0	8,586	28.2%	3,111	10.2%	2,065	6.8%	3,410	11.2%
VFW Post 323	Oak Park Heights	1,124,832	923,892	200,940	115,798	57.6%	0	0	78,665	39.1%	10,414	5.2%	27,652	13.8%	40,599	20.2%
VFW Post 3289	New York Mills	1,116,075	878,217	237,858	88,717	37.3%	0	0	106,597	44.8%	46,873	19.7%	30,366	12.8%	29,358	12.3%
VFW Post 363	Fridley	2,324,026	1,895,042	428,984	248,042	57.8%	0	0	211,045	49.2%	27,998	6.5%	67,129	15.6%	115,918	27.0%
VFW Post 3723	Owatonna	1,545,112	1,221,449	323,662	132,553	41.0%	0	0	151,966	47.0%	64,112	19.8%	20,928	6.5%	66,927	20.7%
VFW Post 380	Montevideo	786,429	651,750	134,679	66,641	49.5%	0	0	70,972	52.7%	23,091	17.1%	24,533	18.2%	23,348	17.3%
VFW Post 3817	East Grand Forks	2,973,327	2,463,205	510,122	274,550	53.8%	0	0	223,211	43.8%	51,686	10.1%	21,423	4.2%	150,102	29.4%
VFW Post 3828	Kennedy	256,720	219,399	37,321	22,054	59.1%	0	0	15,870	42.5%	5,325	14.3%	4,594	12.3%	5,951	15.9%
VFW Post 3839	Jenkins	904,754	706,904	197,851	109,469	55.3%	(19,258)	0	97,553	49.3%	49,356	24.9%	22,233	11.2%	25,964	13.1%
VFW Post 3869	Northome	1,363,171	1,140,999	222,172	119,059	53.6%	0	0	101,638	45.7%	41,176	18.5%	1,700	0.8%	58,762	26.4%
VFW Post 3915	Brooklyn Park	1,713,981	1,404,531	309,449	164,219	53.1%	0	0	153,703	49.7%	25,039	8.1%	46,008	14.9%	82,656	26.7%
VFW Post 3922	Wadena	1,036,808	867,839	168,969	100,311	59.4%	0	0	67,219	39.8%	20,821	12.3%	7,205	4.3%	39,193	23.2%
VFW Post 3964	Ortonville	75,859	60,425	15,434	9,412	61.0%	0	0	10,739	69.6%	4,095	26.5%	5,104	33.1%	1,540	10.0%
VFW Post 3979	Cloquet	606,687	515,114	91,574	77,631	84.8%	0	0	22,375	24.4%	8,103	8.8%	0	0.0%	14,272	15.6%
VFW Post 4046	Shakopee	2,628,992	2,165,735	463,257	257,399	55.6%	0	0	190,630	41.1%	12,066	2.6%	23,936	5.2%	154,628	33.4%
VFW Post 4078	Winthrop	183,293	146,172	37,121	25,916	69.8%	0	0	18,681	50.3%	3,700	10.0%	11,043	29.7%	3,938	10.6%
VFW Post 4086	Wabasha	916,498	743,506	172,992	101,239	58.5%	0	0	76,024	43.9%	20,570	11.9%	17,594	10.2%	37,860	21.9%
VFW Post 4114	Spring Valley	299,665	235,260	64,405	33,074	51.4%	0	0	36,362	56.5%	14,555	22.6%	14,220	22.1%	7,587	11.8%
VFW Post 4210	Forest Lake	1,093,737	870,499	223,238	126,082	56.5%	0	0	108,111	48.4%	25,279	11.3%	40,631	18.2%	42,201	18.9%
VFW Post 425	Hopkins	3,111,765	2,585,884	525,881	242,875	46.2%	0	0	267,450	50.9%	35,729	6.8%	61,928	11.8%	169,793	32.3%
VFW Post 428	St. Cloud	1,147,189	905,594	241,595	92,347	38.2%	0	0	122,714	50.8%	18,528	7.7%	67,505	27.9%	36,681	15.2%
VFW Post 4393	Northfield	635,277	508,303	126,974	53,563	42.2%	0	23,000	52,742	41.5%	27,653	21.8%	9,010	7.1%	16,079	12.7%
VFW Post 4452	Cannon Falls	110,319	84,447	25,872	10,428	40.3%	0	0	14,118	54.6%	4,125	15.9%	6,865	26.5%	3,128	12.1%
VFW Post 4582	Starbuck	738,777	583,080	155,698	97,451	62.6%	0	0	72,544	46.6%	42,639	27.4%	11,942	7.7%	17,963	11.5%
VFW Post 4743	Lakefield	88,116	70,871	17,245	10,342	60.0%	0	0	9,279	53.8%	3,846	22.3%	3,135	18.2%	2,298	13.3%
VFW Post 4847	St. Cloud	1,613,943	1,257,016	356,927	146,444	41.0%	0	0	184,400	51.7%	52,706	14.8%	52,707	14.8%	78,987	22.1%
VFW Post 4930	Warroad	316,929	265,711	51,218	25,749	50.3%	0	0	33,122	64.7%	24,262	47.4%	2,750	5.4%	6,110	11.9%
VFW Post 494	Crystal	3,945,686	3,304,544	641,142	242,123	37.8%	0	0	428,961	66.9%	137,335	21.4%	76,179	11.9%	215,447	33.6%
VFW Post 4955	Appleton	456,561	382,159	74,402	23,686	31.8%	0	0	33,796	45.4%	6,613	8.9%	16,954	22.8%	10,229	13.7%
VFW Post 5102	Glencoe	399,914	322,946	76,968	42,303	55.0%	0	0	44,772	58.2%	12,860	16.7%	21,806	28.3%	10,106	13.1%
VFW Post 5113	Mound	1,334,859	1,073,308	261,551	164,563	62.9%	0	13,903	77,655	29.7%	12,543	4.8%	16,645	6.4%	48,467	18.5%
VFW Post 5115	Ulen	403,515	355,522	47,993	27,023	56.3%	0	0	24,251	50.5%	6,488	13.5%	8,986	18.7%	8,778	18.3%
VFW Post 5247	Dawson	375,451	321,038	54,414	29,706	54.6%	0	0	26,871	49.4%	1,629	3.0%	17,657	32.4%	7,585	13.9%
VFW Post 5252	Pelican Rapids	1,768,480	1,522,575	245,905	141,627	57.6%	0	0	122,302	49.7%	19,074	7.8%	11,564	4.7%	91,664	37.3%
VFW Post 5252 Aux	Pelican Rapids	135,505	105,042	30,462	19,996	65.6%	0	0	8,932	29.3%	5,707	18.7%	0	0.0%	3,225	10.6%
VFW Post 5460	Watkins	753,277	613,141	140,136	65,544	46.8%	0	0	88,452	63.1%	65,063	46.4%	2,913	2.1%	20,476	14.6%
VFW Post 5462	Waconia	220,532	177,124	43,408	22,626	52.1%	0	0	25,794	59.4%	7,768	17.9%	12,609	29.0%	5,417	12.5%
VFW Post 5518	Elk River	1,941,149	1,631,321	309,828	128,799	41.6%	0	0	147,424	47.6%	35,899	11.6%	2,925	0.9%	108,600	35.1%
VFW Post 5555	Richfield	1,990,207	1,554,519	435,688	148,446	34.1%	0	0	268,473	61.6%	70,981	16.3%	90,993	20.9%	106,499	24.4%
VFW Post 5632	St. Louis Park	2,083,440	1,780,698	302,742	139,120	46.0%	0	0	178,064	58.8%	63,396	20.9%	9,606	3.2%	105,062	34.7%
VFW Post 5727	Zumbrota	322,311	252,933	69,378	33,277	48.0%	0	9,880	20,931	30.2%	2,172	3.1%	12,025	17.3%	6,734	9.7%
VFW Post 6031	Arlington	176,904	150,004	26,900	14,370	53.4%	0	0	11,163	41.5%	6,479	24.1%	1,000	3.7%	3,684	13.7%
VFW Post 612	Fergus Falls	1,983,756	1,593,408	390,348	239,956	61.5%	0	2,200	155,831	39.9%	42,918	11.0%	17,033	4.4%	95,879	24.6%
VFW Post 6204	Silver Bay	446,038	358,721	87,317	39,183	44.9%	0	0	43,694	50.0%	31,159	35.7%	1,945	2.2%	10,590	12.1%
VFW Post 6206	Menahga	594,450	489,598	104,852	78,058	74.4%	0	0	36,780	35.1%	13,232	12.6%	8,712	8.3%	14,836	14.1%

Organization	City	Gross Receipts	Prizes	Net Receipts	Allowable Expenses		Excess Exp Reimb	Capital Assets Improvements	Lawful Purpose		Lawful Purpose		Lawful Purpose		Lawful Purpose	
					AE total	Percent			Total	Percent	Charitable	Percent	Other	Percent	Taxes/Fee	Percent
VFW Post 6208	Prior Lake	576,500	465,153	111,347	56,866	51.1%	0	0	52,863	47.5%	5,970	5.4%	33,249	29.9%	13,644	12.3%
VFW Post 6316	Blaine	2,321,468	1,900,195	421,273	285,610	67.8%	0	0	155,847	37.0%	9,150	2.2%	31,876	7.6%	114,821	27.3%
VFW Post 6583	Lino Lakes	284,678	223,954	60,724	25,410	41.8%	0	0	47,184	77.7%	8,825	14.5%	32,769	54.0%	5,590	9.2%
VFW Post 6583 Aux	Lino Lakes	298,417	241,088	57,329	42,609	74.3%	0	0	19,233	33.5%	10,819	18.9%	2,400	4.2%	6,014	10.5%
VFW Post 6587	Spring Lake Park	2,263,020	1,911,110	351,910	156,426	44.5%	0	0	205,284	58.3%	17,293	4.9%	89,449	25.4%	98,542	28.0%
VFW Post 6690	Mendota	1,429,611	1,196,337	233,274	119,498	51.2%	0	0	108,242	46.4%	10,473	4.5%	22,975	9.8%	74,793	32.1%
VFW Post 6692	Rush City	326,252	259,165	67,087	42,789	63.8%	0	0	29,343	43.7%	5,906	8.8%	16,632	24.8%	6,805	10.1%
VFW Post 6843 Aux	Princeton	657,985	523,395	134,590	69,143	51.4%	0	0	57,136	42.5%	40,133	29.8%	1,800	1.3%	15,203	11.3%
VFW Post 6891	McIntosh	292,735	243,729	49,006	24,604	50.2%	0	0	30,399	62.0%	19,994	40.8%	4,255	8.7%	6,150	12.5%
VFW Post 6992	Sauk Rapids	1,026,670	828,862	197,808	91,397	46.2%	0	0	117,259	59.3%	61,854	31.3%	33,452	16.9%	21,953	11.1%
VFW Post 7050	Melrose	511,042	418,071	92,971	47,443	51.0%	0	0	40,057	43.1%	22,539	24.2%	5,641	6.1%	11,877	12.8%
VFW Post 7051	Golden Valley	3,331,201	2,751,808	579,393	278,927	48.1%	0	5,000	335,850	58.0%	50,018	8.6%	75,221	13.0%	210,612	36.4%
VFW Post 723	Baudette	424,058	349,735	74,323	44,835	60.3%	0	0	27,803	37.4%	6,766	9.1%	11,545	15.5%	9,492	12.8%
VFW Post 7266	New Auburn	441,815	339,275	102,540	51,180	49.9%	0	0	48,439	47.2%	33,404	32.6%	3,834	3.7%	11,201	10.9%
VFW Post 7555	Roseville	1,852,435	1,524,146	328,289	165,492	50.4%	0	0	164,742	50.2%	12,028	3.7%	43,626	13.3%	109,088	33.2%
VFW Post 7557	Ada	214,704	182,934	31,769	18,485	58.2%	0	0	16,062	50.6%	3,239	10.2%	9,216	29.0%	3,607	11.4%
VFW Post 7662	Farmington	380,721	297,150	83,571	56,134	67.2%	(4,918)	0	39,970	47.8%	16,478	19.7%	15,178	18.2%	8,314	9.9%
VFW Post 7664	Maple Lake	510,638	403,739	106,899	61,927	57.9%	0	0	48,216	45.1%	13,074	12.2%	23,276	21.8%	11,866	11.1%
VFW Post 7902	Osakis	1,058,996	870,367	188,629	126,195	66.9%	0	0	71,590	38.0%	26,331	14.0%	17,613	9.3%	27,646	14.7%
VFW Post 8144	Hoyt Lakes	270,086	224,988	45,098	38,754	85.9%	0	0	14,396	31.9%	5,012	11.1%	2,911	6.5%	6,473	14.4%
VFW Post 8508	Akeley	902,328	754,656	147,672	93,954	63.6%	0	0	56,215	38.1%	16,972	11.5%	11,682	7.9%	27,562	18.7%
VFW Post 8510 Aux	Hibbing	2,005,705	1,675,337	330,368	175,207	53.0%	0	0	152,920	46.3%	47,362	14.3%	0	0.0%	105,559	32.0%
VFW Post 8663	Roseau	694,699	555,105	139,594	91,722	65.7%	0	2,929	51,808	37.1%	26,784	19.2%	10,037	7.2%	14,987	10.7%
VFW Post 8729	Lake City	1,242,956	1,058,819	184,137	102,163	55.5%	0	8,939	77,773	42.2%	9,261	5.0%	14,796	8.0%	53,716	29.2%
VFW Post 8731	Monticello	1,402,853	1,124,818	278,035	134,218	48.3%	0	883	145,555	52.4%	38,021	13.7%	38,860	14.0%	68,674	24.7%
VFW Post 8752	Cottage Grove	1,193,428	1,017,775	175,653	81,846	46.6%	0	0	86,983	49.5%	4,555	2.6%	29,669	16.9%	52,760	30.0%
VFW Post 906	Hutchinson	1,108,541	862,112	246,429	145,398	59.0%	0	0	108,697	44.1%	16,282	6.6%	59,764	24.3%	32,651	13.2%
VFW Post 9073	Randall	201,640	167,849	33,791	26,651	78.9%	0	0	16,957	50.2%	4,044	12.0%	8,416	24.9%	4,497	13.3%
VFW Post 936	Alexandria	1,609,163	1,363,779	245,384	117,322	47.8%	0	8,700	153,893	62.7%	55,379	22.6%	28,094	11.4%	70,420	28.7%
VFW Post 9433	Rosemount	735,083	615,111	119,972	76,348	63.6%	0	3,985	66,857	55.7%	32,518	27.1%	15,048	12.5%	19,292	16.1%
VFW Post 950	Mankato	379,614	287,480	92,134	75,243	81.7%	0	0	29,403	31.9%	3,902	4.2%	16,570	18.0%	8,931	9.7%
VFW Post 9607	Butterfield	741,698	625,785	115,913	60,414	52.1%	0	0	52,849	45.6%	32,069	27.7%	2,995	2.6%	17,785	15.3%
VFW Post 9625	Coon Rapids	3,172,877	2,652,020	520,857	278,860	53.5%	0	3,021	260,838	50.1%	48,653	9.3%	42,668	8.2%	169,517	32.5%
VFW Post 9641	Littlefork	308,036	254,919	53,117	30,378	57.2%	0	0	27,091	51.0%	8,836	16.6%	11,285	21.2%	6,970	13.1%
VFW Post 9713	Mankato	1,387,721	1,182,263	205,458	99,988	48.7%	0	0	104,115	50.7%	4,369	2.1%	29,233	14.2%	70,513	34.3%
Vietnam Veterans of America Chap	South St. Paul	521,337	431,214	90,123	57,606	63.9%	0	6,800	28,472	31.6%	19,899	22.1%	0	0.0%	8,573	9.5%
Villard Fire Dept Relief Assoc	Villard	587,247	486,724	100,523	49,818	49.6%	0	0	42,141	41.9%	25,038	24.9%	2,600	2.6%	14,503	14.4%
Voiture 1436 40/8 Roseau Co	Roseau	501,470	427,269	74,201	50,185	67.6%	0	0	35,608	48.0%	20,813	28.0%	3,608	4.9%	11,187	15.1%
Voiture 281 40/8	Mankato	187,139	143,927	43,212	23,803	55.1%	0	0	16,712	38.7%	9,571	22.1%	1,634	3.8%	5,507	12.7%
Voiture 327 40/8	Rochester	578,488	484,551	93,937	49,910	53.1%	0	723	28,026	29.8%	15,111	16.1%	2,600	2.8%	10,315	11.0%
Voiture 414 40/8	Hutchinson	427,899	344,242	83,657	46,073	55.1%	0	0	53,537	64.0%	38,648	46.2%	4,250	5.1%	10,639	12.7%
Voiture 44 40/8	Forest Lake	279,084	209,251	69,833	51,641	73.9%	0	0	27,989	40.1%	18,012	25.8%	3,465	5.0%	6,512	9.3%
Vol Attorney Program Arrowhead Le	Duluth	475,635	371,554	104,081	55,277	53.1%	(1,198)	0	24,520	23.6%	15,000	14.4%	0	0.0%	9,520	9.1%
Voyageur Trail Society	Crane Lake	703,748	575,585	128,163	83,316	65.0%	0	0	47,915	37.4%	32,100	25.0%	0	0.0%	15,815	12.3%
Wabasha Fire Relief	Nelson	136,945	108,141	28,804	13,935	48.4%	0	0	4,117	14.3%	250	0.9%	0	0.0%	3,867	13.4%
Wabasso Lions Club	Wabasso	77,305	57,628	19,677	9,348	47.5%	0	0	13,566	68.9%	10,651	54.1%	1,290	6.6%	1,625	8.3%
Waconia Fire Dept Relief Assoc	Waconia	742,772	624,390	118,382	71,548	60.4%	0	0	59,004	49.8%	31,250	26.4%	9,179	7.8%	18,575	15.7%

Organization	City	Gross Receipts	Prizes	Net Receipts	Allowable Expenses		Excess Exp Reimb	Capital Assets Improvements	Lawful Purpose		Lawful Purpose		Lawful Purpose		Lawful Purpose	
					AE total	Percent			Total	Percent	Charitable	Percent	Other	Percent	Taxes/Fee	Percent
Wadena Lions Club	Wadena	604,930	513,256	91,674	53,819	58.7%	0	0	39,362	42.9%	24,438	26.7%	1,500	1.6%	13,424	14.6%
Wahkon Civic Assoc	Wahkon	244,884	191,945	52,939	31,141	58.8%	(8,384)	0	30,126	56.9%	16,503	31.2%	2,000	3.8%	11,623	22.0%
Waldorf Firemen's Relief Assoc	Waldorf	182,731	137,194	45,537	23,368	51.3%	0	0	15,837	34.8%	8,200	18.0%	1,525	3.3%	6,112	13.4%
Walnut Grove Area Jaycees	Walnut Grove	82,187	66,646	15,541	9,281	59.7%	0	0	4,459	28.7%	2,578	16.6%	0	0.0%	1,881	12.1%
Wanamingo Firefighters Relief Assoc	Wanamingo	290,118	230,761	59,357	25,231	42.5%	0	0	46,587	78.5%	39,000	65.7%	2,600	4.4%	4,987	8.4%
Warren Pony Sports Booster Club	Warren	1,237,475	1,032,377	205,098	79,010	38.5%	0	0	120,713	58.9%	67,500	32.9%	2,000	1.0%	51,213	25.0%
Warrior Coaches Association Inc	Warroad	185,496	156,790	28,706	17,835	62.1%	0	0	15,749	54.9%	8,548	29.8%	2,300	8.0%	4,901	17.1%
Warroad Area Community Center	Warroad	1,051,138	862,604	188,534	99,816	52.9%	0	0	66,526	35.3%	26,028	13.8%	2,100	1.1%	38,398	20.4%
Waseca Hockey Association	Waseca	1,456,943	1,171,900	285,043	143,295	50.3%	0	0	147,158	51.6%	80,458	28.2%	5,500	1.9%	61,200	21.5%
Waseca Sleigh And Cutter Festival	Waseca	290,319	238,566	51,753	35,258	68.1%	0	0	29,634	57.3%	22,589	43.6%	2,200	4.3%	4,845	9.4%
Washburn Amateur Hockey Assoc	Minneapolis	2,046,767	1,586,302	460,465	284,927	61.9%	0	0	177,107	38.5%	53,774	11.7%	2,700	0.6%	120,633	26.2%
Waterford Warriors Snowmobile Club	Northfield	933,170	775,583	157,587	82,590	52.4%	0	0	63,675	40.4%	28,656	18.2%	3,330	2.1%	31,689	20.1%
Watertown Lions Club	Watertown	486,405	387,494	98,910	33,108	33.5%	0	0	64,800	65.5%	51,992	52.6%	2,750	2.8%	10,058	10.2%
Waterville Lions Club	Waterville	1,008,087	801,399	206,688	106,072	51.3%	0	0	109,046	52.8%	70,704	34.2%	4,600	2.2%	33,742	16.3%
Watkins Lions Club	Watkins	635,386	520,735	114,651	48,071	41.9%	0	0	65,115	56.8%	48,217	42.1%	1,780	1.6%	15,118	13.2%
Waverly Lions Club	Waverly	443,244	367,219	76,025	48,628	64.0%	0	0	24,601	32.4%	11,773	15.5%	2,400	3.2%	10,427	13.7%
Wayzata Lions Club	Wayzata	1,711,834	1,443,814	268,020	181,148	67.6%	0	0	88,522	33.0%	3,000	1.1%	3,500	1.3%	82,022	30.6%
Webster Sports & Recreation Assoc	Webster	55,578	45,877	9,701	8,070	83.2%	0	0	7,031	72.5%	5,845	60.3%	0	0.0%	1,186	12.2%
Wee Care Childrens Center	Bagley	940,430	790,336	150,094	64,701	43.1%	0	0	77,810	51.8%	43,570	29.0%	2,400	1.6%	31,840	21.2%
Welch Center	Duluth	782,796	669,633	113,163	63,970	56.5%	(847)	0	52,896	46.7%	25,600	22.6%	2,000	1.8%	25,296	22.4%
Welcome Fire Department Relief Assoc	Welcome	204,842	166,618	38,224	26,688	69.8%	0	0	8,224	21.5%	1,627	4.3%	450	1.2%	6,147	16.1%
Wells Lions Club	Wells	207,662	163,529	44,133	21,580	48.9%	0	0	24,029	54.4%	18,054	40.9%	1,100	2.5%	4,875	11.0%
West Central Snow Drifters Association	Atwater	853,507	709,138	144,369	69,885	48.4%	0	0	80,307	55.6%	50,571	35.0%	5,810	4.0%	23,926	16.6%
West Central Trailblazers Snowmobile Club	Cyrus	131,949	100,081	31,868	14,264	44.8%	0	0	16,499	51.8%	12,800	40.2%	0	0.0%	3,699	11.6%
West Concord Historical Society	West Concord	166,842	135,498	31,344	13,707	43.7%	0	0	13,545	43.2%	10,000	31.9%	0	0.0%	3,545	11.3%
West Metro Fire Rescue District Fire Dept	Crystal	1,732,522	1,387,447	345,075	193,272	56.0%	0	0	150,576	43.6%	61,870	17.9%	3,950	1.1%	84,756	24.6%
West Side Booster Club	St. Paul	3,304,460	2,758,713	545,747	259,354	47.5%	0	0	265,296	48.6%	53,977	9.9%	3,766	0.7%	207,553	38.0%
West St. Paul Commercial Club	West St. Paul	2,783,969	2,232,026	551,942	306,097	55.5%	0	0	242,346	43.9%	70,804	12.8%	3,950	0.7%	167,592	30.4%
Westbrook Fire Relief Assoc	Westbrook	196,907	159,199	37,708	5,392	14.3%	0	0	35,995	95.5%	30,750	81.5%	1,675	4.4%	3,570	9.5%
Westbrook Young Mens Club	Westbrook	116,022	95,538	20,484	13,616	66.5%	0	0	7,007	34.2%	2,979	14.5%	1,605	7.8%	2,423	11.8%
Wheaton Fire Dept Relief Assoc	Wheaton	388,663	324,598	64,065	26,591	41.5%	0	0	33,257	51.9%	23,382	36.5%	1,877	2.9%	7,998	12.5%
White Bear Avenue Business Association	North St. Paul	1,591,398	1,298,478	292,920	152,742	52.1%	0	0	132,878	45.4%	45,380	15.5%	2,795	1.0%	84,703	28.9%
White Bear Lake Area Hockey Association	White Bear Lake	1,316,358	1,086,892	229,466	111,068	48.4%	0	0	125,214	54.6%	63,000	27.5%	4,900	2.1%	57,314	25.0%
White Bear Lake Basketball Assoc	Hugo	2,038,455	1,641,720	396,735	198,777	50.1%	0	0	168,644	42.5%	49,062	12.4%	4,000	1.0%	115,582	29.1%
White Bear Lake Boxing Club Inc	White Bear Lake	666,520	531,514	135,006	91,551	67.8%	0	0	46,260	34.3%	26,000	19.3%	3,500	2.6%	16,760	12.4%
White Bear Lake Lions Club	White Bear Lake	1,726,648	1,382,090	344,558	189,722	55.1%	0	0	155,702	45.2%	63,322	18.4%	4,100	1.2%	88,280	25.6%
Whitewater Trailblazers Snowmobile Club	St. Charles	536,142	425,502	110,640	57,668	52.1%	0	0	50,999	46.1%	36,901	33.4%	1,850	1.7%	12,247	11.1%
Wildlife Habitat Conservation Society	Hutchinson	1,118,266	950,431	167,835	71,929	42.9%	0	0	95,825	57.1%	53,000	31.6%	1,780	1.1%	41,045	24.5%
Williams Firemens Relief Assoc	Williams	211,464	178,645	32,819	15,093	46.0%	0	0	22,466	68.5%	14,698	44.8%	2,600	7.9%	5,168	15.7%
Willow River Commercial Club	Willow River	269,977	224,966	45,011	23,504	52.2%	0	0	26,730	59.4%	20,941	46.5%	0	0.0%	5,789	12.9%
Wilmont Lions Club	Wilmont	139,058	112,341	26,717	13,569	50.8%	0	100	10,432	39.0%	7,230	27.1%	390	1.5%	2,812	10.5%
Windom Youth Hockey Assoc	Windom	319,856	254,008	65,848	46,469	70.6%	(9,958)	500	39,993	60.7%	30,290	46.0%	2,534	3.8%	7,169	10.9%
Winsted Firemen Relief Assoc	Winsted	944,812	793,102	151,710	74,412	49.0%	0	0	81,572	53.8%	45,732	30.1%	6,889	4.5%	28,951	19.1%
Wolf Lake Lions Club	Wolf Lake	862,223	713,099	149,124	74,975	50.3%	0	0	69,226	46.4%	43,313	29.0%	2,100	1.4%	23,813	16.0%
Wolf Lake Wolf Pack Baseball Inc	Wolf Lake	1,179,198	971,422	207,776	109,848	52.9%	0	0	87,078	41.9%	40,941	19.7%	2,050	1.0%	44,087	21.2%
Wood City Riders Snowmoible Club	Cloquet	788,862	660,733	128,129	51,829	40.5%	0	0	59,715	46.6%	28,500	22.2%	3,200	2.5%	28,015	21.9%
Woodbury Athletic Assoc	Woodbury	1,720,081	1,408,073	312,008	185,497	59.5%	0	0	117,693	37.7%	34,307	11.0%	4,200	1.3%	79,186	25.4%

Organization	City	Gross Receipts	Prizes	Net Receipts	Allowable Expenses		Excess Exp Reimb	Capital Assets Improvements	Lawful Purpose		Lawful Purpose		Lawful Purpose		Lawful Purpose	
					AE total	Percent			Total	Percent	Charitable	Percent	Other	Percent	Taxes/Fee	Percent
Worthington Hockey Assoc	Worthington	181,730	129,896	51,834	15,882	30.6%	0	6,000	33,562	64.7%	28,970	55.9%	700	1.4%	3,892	7.5%
Worthington Optimist Club	Worthington	560,730	460,420	100,310	47,190	47.0%	0	0	42,899	42.8%	26,736	26.7%	3,200	3.2%	12,963	12.9%
Wrestling Hutchinson Hutch Club	Hutchinson	474,360	388,294	86,066	37,843	44.0%	0	0	38,290	44.5%	23,489	27.3%	2,775	3.2%	12,026	14.0%
Wright Fire Department Relief Asso	Wright	83,734	69,525	14,206	6,835	48.1%	0	0	3,763	26.5%	1,700	12.0%	0	0.0%	2,063	14.5%
Zimmerman Fire Department Relief	Zimmerman	892,125	717,791	174,334	107,674	61.8%	0	0	90,313	51.8%	62,470	35.8%	3,975	2.3%	23,868	13.7%
Zumbro Falls Fire Dept Relief Assoc	Zumbro Falls	127,323	102,101	25,222	15,368	60.9%	(533)	0	5,766	22.9%	3,427	13.6%	0	0.0%	2,339	9.3%
Zumbrota Vol Fire Dept Relief Asso	Zumbrota	388,241	306,950	81,291	44,677	55.0%	(1,589)	0	29,520	36.3%	18,750	23.1%	3,600	4.4%	7,170	8.8%



Organization	City	Gross Receipts	Prizes	Net Receipts	Allowable Expenses		Excess Exp Reimb	Capital Assets Improvements	Lawful Purpose		Lawful Purpose		Lawful Purpose		Lawful Purpose	
					AE total	Percent			Total	Percent	Charitable	Percent	Other	Percent	Taxes/Fee	Percent
VFW Post 7557	Ada	214,704	182,934	31,769	18,485	58.2%	0	0	16,062	50.6%	3,239	10.2%	9,216	29.0%	3,607	11.4%
American Legion Post 146	Adams	327,581	265,134	62,447	24,051	38.5%	0	0	40,741	65.2%	15,802	25.3%	17,662	28.3%	7,277	11.7%
Aitkin Fire Dept Relief Association	Aitkin	742,201	623,656	118,545	59,189	49.9%	0	0	48,436	40.9%	28,200	23.8%	2,600	2.2%	17,636	14.9%
Aitkin Lions Club	Aitkin	1,199,959	1,001,087	198,872	107,787	54.2%	0	0	95,032	47.8%	43,628	21.9%	2,630	1.3%	48,774	24.5%
Aitkin Quarterback Club	Aitkin	627,899	516,483	111,416	50,968	45.7%	0	0	63,292	56.8%	47,070	42.2%	2,500	2.2%	13,722	12.3%
American Legion Post 86	Aitkin	844,486	711,124	133,362	89,972	67.5%	0	900	39,991	30.0%	16,291	12.2%	3,944	3.0%	19,756	14.8%
Mille Lacs Trails Snowmobile Club	Aitkin	2,427,107	1,982,311	444,796	259,961	58.4%	0	0	191,764	43.1%	50,670	11.4%	5,075	1.1%	136,019	30.6%
Moose Lodge 1060	Aitkin	239,697	200,180	39,517	22,070	55.9%	(765)	2,578	18,296	46.3%	7,326	18.5%	6,807	17.2%	4,163	10.5%
East Hubbard Co Fire Dist	Akeley	823,513	668,581	154,932	66,726	43.1%	0	0	91,633	59.1%	65,931	42.6%	0	0.0%	25,702	16.6%
VFW Post 8508	Akeley	902,328	754,656	147,672	93,954	63.6%	0	0	56,215	38.1%	16,972	11.5%	11,682	7.9%	27,562	18.7%
Albany Fire Dept	Albany	270,859	212,929	57,930	30,799	53.2%	0	0	22,037	38.0%	14,769	25.5%	1,500	2.6%	5,768	10.0%
Albany Jaycees	Albany	388,133	300,636	87,497	35,890	41.0%	0	0	41,813	47.8%	31,282	35.8%	2,525	2.9%	8,006	9.2%
Albany Lions Club	Albany	406,730	328,696	78,034	41,387	53.0%	0	0	39,110	50.1%	27,543	35.3%	1,400	1.8%	10,167	13.0%
Albert Lea Amateur Hockey Associa	Albert Lea	912,554	731,026	181,528	100,971	55.6%	0	0	75,827	41.8%	44,945	24.8%	4,300	2.4%	26,582	14.6%
Albert Lea Wrestling Boosters	Albert Lea	447,047	364,500	82,547	48,945	59.3%	0	0	35,899	43.5%	28,550	34.6%	0	0.0%	7,349	8.9%
American Legion Post 56	Albert Lea	694,346	561,944	132,401	82,227	62.1%	(900)	6,682	55,098	41.6%	9,451	7.1%	32,164	24.3%	13,483	10.2%
Eagles Aerie 2258	Albert Lea	1,693,108	1,339,751	353,357	153,426	43.4%	0	10,895	188,482	53.3%	88,569	25.1%	21,646	6.1%	78,267	22.1%
Elks Lodge 813	Albert Lea	1,132,323	895,671	236,652	161,222	68.1%	(9,490)	38,500	88,665	37.5%	44,652	18.9%	20,448	8.6%	23,566	10.0%
Moose Lodge 1703	Albert Lea	262,019	195,573	66,446	45,265	68.1%	0	5,788	18,652	28.1%	9,767	14.7%	3,500	5.3%	5,385	8.1%
Union Center Inc	Albert Lea	928,762	773,779	154,984	107,723	69.5%	0	0	60,910	39.3%	19,412	12.5%	12,879	8.3%	28,619	18.5%
Albertville Lions Club	Albertville	2,490,643	2,069,783	420,860	180,846	43.0%	0	0	235,611	56.0%	96,336	22.9%	4,350	1.0%	134,925	32.1%
Knights of Columbus Council 4174	Albertville	3,454,937	2,862,955	591,982	272,391	46.0%	0	0	325,068	54.9%	121,693	20.6%	3,275	0.6%	200,100	33.8%
Alborn Sno Devils	Alborn	978,974	832,942	146,032	65,062	44.6%	0	58,735	43,437	29.7%	7,346	5.0%	2,300	1.6%	33,791	23.1%
American Legion Post 404	Alden	125,970	98,422	27,548	14,166	51.4%	0	0	13,405	48.7%	2,657	9.6%	8,322	30.2%	2,426	8.8%
Aldrich Lions Club	Aldrich	138,957	121,141	17,816	11,797	66.2%	0	0	8,947	50.2%	5,567	31.2%	1,200	6.7%	2,180	12.2%
Alexandria Area Hockey Association	Alexandria	426,675	314,025	112,650	28,590	25.4%	0	0	71,775	63.7%	59,318	52.7%	1,300	1.2%	11,157	9.9%
Douglas Area Trail Assoc	Alexandria	1,136,977	925,386	211,591	122,348	57.8%	0	0	91,313	43.2%	49,404	23.3%	2,000	0.9%	39,909	18.9%
Eagles Aerie 3063	Alexandria	2,947,523	2,480,905	466,618	221,369	47.4%	0	2,832	216,234	46.3%	37,548	8.0%	17,781	3.8%	160,905	34.5%
Elks Lodge 1685	Alexandria	1,126,506	902,849	223,657	131,700	58.9%	0	2,165	91,524	40.9%	41,530	18.6%	10,398	4.6%	39,596	17.7%
Forada Firemens Relief Association	Alexandria	856,798	696,486	160,312	71,707	44.7%	0	0	74,311	46.4%	46,506	29.0%	1,300	0.8%	26,505	16.5%
Knights of Columbus Council 4718	Alexandria	131,083	83,869	47,214	22,979	48.7%	0	0	24,970	52.9%	15,727	33.3%	4,500	9.5%	4,743	10.0%
VFW Post 936	Alexandria	1,609,163	1,363,779	245,384	117,322	47.8%	0	8,700	153,893	62.7%	55,379	22.6%	28,094	11.4%	70,420	28.7%
Altura Volunteer Fire Relief Associa	Altura	657,779	522,348	135,431	77,203	57.0%	0	0	53,419	39.4%	34,433	25.4%	3,500	2.6%	15,486	11.4%
Alvarado Lions Club	Alvarado	799,129	695,073	104,056	46,010	44.2%	0	0	62,570	60.1%	38,655	37.1%	2,000	1.9%	21,915	21.1%
Amboy Firemens Relief Association	Amboy	170,918	136,740	34,178	22,095	64.6%	0	0	13,492	39.5%	10,045	29.4%	0	0.0%	3,447	10.1%
Andover Lions Club	Andover	1,110,278	907,756	202,522	140,080	69.2%	0	0	69,108	34.1%	25,794	12.7%	2,100	1.0%	41,214	20.4%
Annandale Firefighters Relief Assoc	Annandale	3,617,195	3,107,688	509,507	240,508	47.2%	0	5,740	266,715	52.3%	54,083	10.6%	3,000	0.6%	209,632	41.1%
Annandale Lions Club	Annandale	1,011,117	818,096	193,021	104,266	54.0%	0	0	83,660	43.3%	47,049	24.4%	2,638	1.4%	33,973	17.6%
American Legion Post 102	Anoka	2,318,130	1,876,475	441,655	227,970	51.6%	0	0	225,056	51.0%	50,767	11.5%	61,738	14.0%	112,551	25.5%
Andover Baseball Association	Anoka	1,230,353	1,019,749	210,604	89,403	42.5%	0	0	137,595	65.3%	81,434	38.7%	5,050	2.4%	51,111	24.3%
Anoka Area Hockey Assoc	Anoka	4,385,721	3,623,337	762,384	336,395	44.1%	0	170,897	271,641	35.6%	7,352	1.0%	0	0.0%	264,289	34.7%
Anoka Ice Arena Assoc	Anoka	3,396,646	2,830,434	566,212	197,113	34.8%	0	74,408	203,584	36.0%	0	0.0%	0	0.0%	203,584	36.0%
Ramsey Lions Club	Anoka	9,358,987	7,692,413	1,666,574	582,752	35.0%	0	0	1,079,267	64.8%	435,996	26.2%	4,775	0.3%	638,496	38.3%
American Legion Post 1776	Apple Valley	5,030,278	4,208,592	821,686	346,776	42.2%	0	7,000	597,410	72.7%	182,057	22.2%	91,292	11.1%	324,062	39.4%
Apple Valley Hockey Association	Apple Valley	4,122,932	3,484,811	638,121	329,145	51.6%	0	0	298,865	46.8%	41,000	6.4%	2,800	0.4%	255,065	40.0%
Prairie Playhouse Child Care Inc	Appleton	506,853	408,876	97,976	45,851	46.8%	0	0	53,314	54.4%	41,536	42.4%	950	1.0%	10,829	11.1%
VFW Post 4955	Appleton	456,561	382,159	74,402	23,686	31.8%	0	0	33,796	45.4%	6,613	8.9%	16,954	22.8%	10,229	13.7%

Organization	City	Gross Receipts	Prizes	Net Receipts	Allowable Expenses		Excess Exp Reimb	Capital Assets Improvements	Lawful Purpose		Lawful Purpose		Lawful Purpose		Lawful Purpose	
					AE total	Percent			Total	Percent	Charitable	Percent	Other	Percent	Taxes/Fee	Percent
St Katherine Ukrainian Orthodox Ch	Arden Hills	1,795,313	1,327,424	467,889	254,739	54.4%	(16,500)	0	188,316	40.2%	127,912	27.3%	3,000	0.6%	57,404	12.3%
American Legion Post 353	Argyle	180,295	150,567	29,728	14,707	49.5%	0	0	23,942	80.5%	8,771	29.5%	11,652	39.2%	3,518	11.8%
Stephen Argyle Booster Club	Argyle	369,867	306,483	63,384	25,118	39.6%	0	0	36,907	58.2%	28,359	44.7%	1,100	1.7%	7,448	11.8%
Arlington Baseball Assoc	Arlington	398,673	334,173	64,500	33,515	52.0%	0	0	42,949	66.6%	32,452	50.3%	4,390	6.8%	6,108	9.5%
VFW Post 6031	Arlington	176,904	150,004	26,900	14,370	53.4%	0	0	11,163	41.5%	6,479	24.1%	1,000	3.7%	3,684	13.7%
American Legion Post 357	Ashby	1,286,344	1,088,203	198,141	91,411	46.1%	0	3,924	112,548	56.8%	39,178	19.8%	19,267	9.7%	54,103	27.3%
American Legion Post 243	Askov	620,732	518,001	102,731	53,389	52.0%	0	0	48,051	46.8%	33,736	32.8%	1,600	1.6%	12,715	12.4%
Askov Lions Club	Askov	120,574	99,706	20,868	10,897	52.2%	0	0	10,459	50.1%	6,200	29.7%	1,350	6.5%	2,909	13.9%
West Central Snow Drifters Associa	Atwater	853,507	709,138	144,369	69,885	48.4%	0	0	80,307	55.6%	50,571	35.0%	5,810	4.0%	23,926	16.6%
Audubon Vol Fire Dept	Audubon	874,263	710,017	164,246	97,367	59.3%	0	0	57,246	34.9%	32,598	19.8%	2,750	1.7%	21,898	13.3%
Cormorant Lakes Sportsman Club	Audubon	1,043,777	841,623	202,154	131,819	65.2%	0	0	72,370	35.8%	29,662	14.7%	6,618	3.3%	36,090	17.9%
American Legion Post 241	Aurora	773,399	652,753	120,646	61,395	50.9%	0	0	56,548	46.9%	20,546	17.0%	13,673	11.3%	22,328	18.5%
American Legion Post 91	Austin	749,057	597,828	151,229	85,275	56.4%	0	22,590	59,517	39.4%	23,268	15.4%	14,000	9.3%	22,249	14.7%
Austin Area Commission for the Arts	Austin	418,602	322,253	96,349	55,898	58.0%	0	0	48,300	50.1%	30,994	32.2%	8,650	9.0%	8,656	9.0%
Eagles Aerie 703	Austin	1,063,112	872,985	190,127	124,633	65.6%	0	3,121	75,390	39.7%	15,348	8.1%	13,733	7.2%	46,309	24.4%
Elks Lodge 414	Austin	2,289,711	1,750,277	539,434	340,731	63.2%	0	26,000	216,743	40.2%	33,557	6.2%	11,775	2.2%	171,411	31.8%
Moose Lodge 1180	Austin	321,132	248,621	72,511	41,795	57.6%	0	0	35,958	49.6%	12,905	17.8%	17,259	23.8%	5,794	8.0%
Mower Council for the Handicapped	Austin	620,215	487,614	132,601	70,012	52.8%	0	0	69,309	52.3%	51,614	38.9%	3,111	2.3%	14,584	11.0%
Queen of Angels Church	Austin	130,849	111,836	19,013	4,573	24.1%	0	0	14,502	76.3%	12,150	63.9%	0	0.0%	2,352	12.4%
VFW Post 1216	Austin	1,374,264	1,151,903	222,362	116,204	52.3%	0	0	98,362	44.2%	15,515	7.0%	22,934	10.3%	59,913	26.9%
Avon Lions Club	Avon	780,286	643,662	136,624	60,041	43.9%	0	0	76,330	55.9%	53,288	39.0%	2,660	1.9%	20,382	14.9%
St. Wendel Athletic Assoc	Avon	183,396	149,624	33,772	17,644	52.2%	0	0	12,656	37.5%	8,465	25.1%	960	2.8%	3,231	9.6%
Babbitt Embarrass Area Developme	Babbitt	106,152	82,896	23,256	11,760	50.6%	(673)	0	10,911	46.9%	7,500	32.2%	0	0.0%	3,411	14.7%
Babbitt Lions Club	Babbitt	655,935	544,410	111,526	58,663	52.6%	0	0	56,335	50.5%	37,835	33.9%	1,350	1.2%	17,150	15.4%
American Legion Post 368	Backus	1,335,853	1,116,956	218,898	107,849	49.3%	0	1,339	97,601	44.6%	29,344	13.4%	11,342	5.2%	56,915	26.0%
Badger Jaycees	Badger	746,705	619,890	126,815	70,023	55.2%	0	0	68,725	54.2%	46,360	36.6%	2,200	1.7%	20,165	15.9%
American Legion Post 16	Bagley	760,777	621,163	139,614	76,305	54.7%	0	0	66,682	47.8%	30,083	21.5%	15,372	11.0%	21,227	15.2%
Wee Care Childrens Center	Bagley	940,430	790,336	150,094	64,701	43.1%	0	0	77,810	51.8%	43,570	29.0%	2,400	1.6%	31,840	21.2%
American Legion Post 237	Balaton	67,131	52,283	14,848	9,331	62.8%	0	0	7,504	50.5%	5,244	35.3%	70	0.5%	2,190	14.7%
Barnesville Booster Club	Barnesville	832,663	676,104	156,560	51,079	32.6%	0	0	86,620	55.3%	62,074	39.6%	0	0.0%	24,546	15.7%
Barrett Fire Dept Relief Assoc	Barrett	926,913	811,400	115,513	67,868	58.8%	0	0	44,449	38.5%	14,600	12.6%	1,525	1.3%	28,324	24.5%
American Legion Post 217	Baudette	951,056	803,093	147,963	80,720	54.6%	0	0	57,370	38.8%	15,947	10.8%	10,637	7.2%	30,785	20.8%
Baudette Arena Assoc	Baudette	1,135,336	920,981	214,355	91,499	42.7%	0	0	135,136	63.0%	90,000	42.0%	2,000	0.9%	43,136	20.1%
Baudette Fire Dept Relief Assoc	Baudette	750,618	615,480	135,139	65,485	48.5%	0	0	63,757	47.2%	48,518	35.9%	0	0.0%	15,239	11.3%
Lake of the Woods Drifters	Baudette	766,037	634,911	131,126	58,419	44.6%	0	0	67,491	51.5%	33,472	25.5%	5,238	4.0%	28,781	21.9%
Moose Lodge 742	Baudette	444,710	369,936	74,775	48,213	64.5%	0	0	23,388	31.3%	12,252	16.4%	1,500	2.0%	9,636	12.9%
VFW Post 723	Baudette	424,058	349,735	74,323	44,835	60.3%	0	0	27,803	37.4%	6,766	9.1%	11,545	15.5%	9,492	12.8%
Baxter Lions Club	Baxter	1,104,209	863,048	241,161	142,192	59.0%	0	0	85,796	35.6%	43,077	17.9%	1,550	0.6%	41,169	17.1%
Baxter Snowmobile Club Inc.	Baxter	307,865	237,933	69,932	29,656	42.4%	0	0	14,656	21.0%	2,840	4.1%	1,400	2.0%	10,416	14.9%
American Legion Post 491	Bayport	1,438,577	1,114,357	324,220	203,887	62.9%	(2,543)	0	145,127	44.8%	35,928	11.1%	28,861	8.9%	80,338	24.8%
Becker Jaycees	Becker	824,335	671,641	152,694	104,228	68.3%	0	0	52,507	34.4%	27,994	18.3%	2,250	1.5%	22,263	14.6%
Bejou Roughriders Snowmobile Clu	Bejou	641,821	565,530	76,291	39,384	51.6%	0	0	39,437	51.7%	21,731	28.5%	1,750	2.3%	15,956	20.9%
Belgrade Lions Club	Belgrade	472,355	385,209	87,146	35,756	41.0%	0	828	47,370	54.4%	37,680	43.2%	0	0.0%	9,690	11.1%
Lake Henry Lions Club	Belgrade	316,619	261,135	55,484	21,963	39.6%	0	0	24,710	44.5%	16,961	30.6%	1,370	2.5%	6,379	11.5%
VFW Post 1825	Belgrade	339,288	266,458	72,830	26,721	36.7%	0	0	42,642	58.6%	11,196	15.4%	20,914	28.7%	10,532	14.5%
Belle Plaine Chamber of Commerce	Belle Plaine	996,096	829,790	166,306	78,133	47.0%	0	0	85,460	51.4%	44,800	26.9%	3,700	2.2%	36,960	22.2%
Friends of the Belle Plaine Library	Belle Plaine	791,096	670,090	121,006	62,780	51.9%	0	0	58,848	48.6%	33,000	27.3%	6,000	5.0%	19,848	16.4%

Organization	City	Gross Receipts	Prizes	Net Receipts	Allowable Expenses		Excess Exp Reimb	Capital Assets Improvements	Lawful Purpose		Lawful Purpose		Lawful Purpose		Lawful Purpose	
					AE total	Percent			Total	Percent	Charitable	Percent	Other	Percent	Taxes/Fee	Percent
Bellingham Fireman's Relief Assoc	Bellingham	89,975	76,192	13,783	8,153	59.2%	0	0	4,797	34.8%	2,702	19.6%	0	0.0%	2,095	15.2%
American Legion Post 309	Belview	62,245	52,840	9,405	4,279	45.5%	0	0	4,770	50.7%	2,435	25.9%	471	5.0%	1,864	19.8%
Belview Firemen Relief Assoc	Belview	184,932	151,235	33,697	22,576	67.0%	0	0	10,848	32.2%	5,500	16.3%	1,235	3.7%	4,113	12.2%
American Legion Post 14	Bemidji	1,466,794	1,260,652	206,142	84,469	41.0%	0	0	126,093	61.2%	18,955	9.2%	37,520	18.2%	69,618	33.8%
Bemidji Baseball	Bemidji	567,278	478,923	88,355	56,118	63.5%	(3,147)	0	38,577	43.7%	26,964	30.5%	0	0.0%	11,613	13.1%
Bemidji Youth Hockey Assoc	Bemidji	835,111	677,217	157,894	65,409	41.4%	0	0	89,580	56.7%	66,936	42.4%	0	0.0%	22,644	14.3%
Moose Lodge 1452	Bemidji	298,214	252,667	45,547	33,927	74.5%	0	0	27,895	61.2%	20,465	44.9%	1,700	3.7%	5,730	12.6%
North Country Snowmobile Club	Bemidji	1,641,695	1,283,484	358,211	173,738	48.5%	0	0	178,469	49.8%	95,381	26.6%	3,100	0.9%	79,988	22.3%
Benson Hockey Assoc	Benson	1,298,190	1,043,738	254,452	86,718	34.1%	0	0	195,570	76.9%	138,499	54.4%	1,200	0.5%	55,870	22.0%
VFW Post 1403	Benson	1,463,560	1,245,883	217,678	105,245	48.3%	0	0	125,455	57.6%	43,706	20.1%	15,753	7.2%	65,996	30.3%
Big Falls Lions Club	Big Falls	315,824	261,445	54,379	31,710	58.3%	0	0	26,843	49.4%	17,760	32.7%	2,500	4.6%	6,583	12.1%
American Legion Post 147	Big Lake	2,472,216	2,102,714	369,502	200,141	54.2%	0	0	186,190	50.4%	10,374	2.8%	34,647	9.4%	141,169	38.2%
Knights of Columbus Council 9140	Big Lake	2,743,997	2,321,637	422,360	225,813	53.5%	0	0	198,847	47.1%	44,341	10.5%	2,050	0.5%	152,456	36.1%
Bird Island Lions	Bird Island	359,829	293,716	66,113	33,293	50.4%	0	0	33,039	50.0%	20,037	30.3%	6,400	9.7%	6,602	10.0%
Biwabik Area Civic Assoc	Biwabik	628,576	534,221	94,355	50,328	53.3%	(6,817)	0	42,541	45.1%	23,700	25.1%	2,700	2.9%	16,141	17.1%
American Legion Post 372	Blackduck	1,366,547	1,143,633	222,914	103,527	46.4%	0	2,010	122,214	54.8%	39,713	17.8%	12,977	5.8%	69,525	31.2%
Blackduck Fire Relief Assoc	Blackduck	527,920	446,586	81,334	39,295	48.3%	0	0	32,555	40.0%	21,523	26.5%	0	0.0%	11,032	13.6%
Blaine Jaycees	Blaine	2,407,345	1,961,487	445,858	243,394	54.6%	0	500	186,786	41.9%	39,816	8.9%	2,950	0.7%	144,020	32.3%
Blaine Lions Club	Blaine	1,437,055	1,125,380	311,675	145,282	46.6%	0	0	165,911	53.2%	98,380	31.6%	4,775	1.5%	62,756	20.1%
Blaine Youth Hockey Dist 11	Blaine	6,942,711	5,681,447	1,261,264	428,103	33.9%	0	0	828,511	65.7%	350,020	27.8%	0	0.0%	478,491	37.9%
Spring Lake Park District 16 Youth	Blaine	4,100,579	3,330,881	769,698	245,224	31.9%	0	0	548,758	71.3%	289,591	37.6%	2,950	0.4%	256,217	33.3%
VFW Post 6316	Blaine	2,321,468	1,900,195	421,273	285,610	67.8%	0	0	155,847	37.0%	9,150	2.2%	31,876	7.6%	114,821	27.3%
Blooming Prairie Vol Fire Dept Relief	Blooming Prairie	179,210	140,730	38,480	15,251	39.6%	0	0	25,385	66.0%	21,299	55.4%	0	0.0%	4,086	10.6%
American Legion Post 550	Bloomington	862,050	714,870	147,181	85,926	58.4%	0	1,222	107,773	73.2%	16,828	11.4%	64,661	43.9%	26,284	17.9%
American Legion Post 550 Aux	Bloomington	437,222	365,457	71,765	49,888	69.5%	0	0	24,359	33.9%	16,231	22.6%	1,025	1.4%	7,103	9.9%
Bloomington Amateur Hockey Assoc	Bloomington	703,368	585,541	117,827	87,055	73.9%	0	0	20,454	17.4%	0	0.0%	3,464	2.9%	16,990	14.4%
Bloomington Lions Club	Bloomington	2,312,791	1,914,243	398,548	160,353	40.2%	0	0	237,360	59.6%	108,584	27.2%	3,925	1.0%	124,851	31.3%
Eagles Aerie 3208	Bloomington	1,167,175	946,972	220,203	125,425	57.0%	0	0	100,313	45.6%	18,212	8.3%	37,705	17.1%	44,396	20.2%
Knights Fraternal Corporation of Blo	Bloomington	1,596,871	1,290,420	306,451	229,847	75.0%	0	0	113,226	36.9%	15,831	5.2%	58,781	19.2%	38,614	12.6%
MOC Pup Tent 51 Bloomington	Bloomington	152,709	119,830	32,879	15,679	47.7%	0	0	28,477	86.6%	22,405	68.1%	2,528	7.7%	3,544	10.8%
Northwestern Health Sciences Univ	Bloomington	2,212,348	1,735,482	476,866	319,347	67.0%	(74,724)	0	92,277	19.4%	50,600	10.6%	0	0.0%	41,677	8.7%
VFW Post 1296	Bloomington	1,353,942	1,074,329	279,613	205,592	73.5%	0	0	146,184	52.3%	38,391	13.7%	46,326	16.6%	61,468	22.0%
American Legion Post 89	Blue Earth	782,308	663,130	119,178	49,420	41.5%	0	0	55,914	46.9%	22,024	18.5%	10,392	8.7%	23,498	19.7%
Bluffton Baseball Assoc	Bluffton	339,273	286,995	52,278	25,371	48.5%	0	0	28,971	55.4%	20,450	39.1%	2,200	4.2%	6,321	12.1%
Borup Community Club	Borup	391,944	326,694	65,250	33,908	52.0%	0	0	30,692	47.0%	17,461	26.8%	4,000	6.1%	9,231	14.1%
Greenway Lions Club	Bovey	335,525	263,920	71,605	35,186	49.1%	0	0	41,280	57.6%	28,665	40.0%	1,400	2.0%	11,215	15.7%
American Legion Post 642	Bowlus	106,101	84,946	21,155	12,695	60.0%	0	0	11,239	53.1%	7,915	37.4%	765	3.6%	2,559	12.1%
Bowlus Firemens Relief Assoc	Bowlus	869,941	711,822	158,119	66,746	42.2%	0	0	111,797	70.7%	83,575	52.9%	1,800	1.1%	26,422	16.7%
Boyd Firemens Relief Assoc	Boyd	323,448	267,067	56,381	22,739	40.3%	0	0	33,804	60.0%	25,620	45.4%	2,475	4.4%	5,709	10.1%
Moose Lodge 1544	Braham	306,473	251,271	55,202	30,182	54.7%	0	0	26,712	48.4%	14,723	26.7%	5,626	10.2%	6,363	11.5%
American Legion Post 255	Brainerd	1,751,720	1,463,552	288,168	150,306	52.2%	0	2,447	137,371	47.7%	29,744	10.3%	25,517	8.9%	82,110	28.5%
Brainerd Amateur Hockey Assoc	Brainerd	864,815	664,277	200,538	86,591	43.2%	0	0	127,651	63.7%	98,505	49.1%	3,000	1.5%	26,146	13.0%
Brainerd Lions Club	Brainerd	1,975,541	1,711,743	263,798	117,395	44.5%	0	0	150,719	57.1%	42,622	16.2%	2,522	1.0%	105,575	40.0%
Brainerd Snodeos	Brainerd	386,082	318,340	67,742	29,202	43.1%	0	0	39,941	59.0%	33,377	49.3%	0	0.0%	6,564	9.7%
Brainerd Sports Boosters	Brainerd	1,748,650	1,483,570	265,080	136,659	51.6%	0	0	128,613	48.5%	35,581	13.4%	6,156	2.3%	86,876	32.8%
Eagles Aerie 287	Brainerd	962,691	788,944	173,747	83,917	48.3%	0	0	98,560	56.7%	61,342	35.3%	11,449	6.6%	25,769	14.8%
Elks Lodge 615	Brainerd	82,920	64,186	18,734	6,649	35.5%	0	0	8,663	46.2%	5,200	27.8%	0	0.0%	3,463	18.5%

Organization	City	Gross Receipts	Prizes	Net Receipts	Allowable Expenses		Excess Exp Reimb	Capital Assets Improvements	Lawful Purpose		Lawful Purpose		Lawful Purpose		Lawful Purpose	
					AE total	Percent			Total	Percent	Charitable	Percent	Other	Percent	Taxes/Fee	Percent
Heartland Animal Rescue Team	Brainerd	1,578,132	1,320,752	257,380	128,670	50.0%	0	0	127,020	49.4%	50,550	19.6%	2,500	1.0%	73,971	28.7%
Minnesota Waters	Brainerd	435,354	360,582	74,772	47,381	63.4%	(3,270)	0	37,609	50.3%	26,415	35.3%	2,828	3.8%	8,366	11.2%
Moose Lodge 1246	Brainerd	285,241	227,862	57,379	32,327	56.3%	0	10,000	18,750	32.7%	6,368	11.1%	6,466	11.3%	5,917	10.3%
Paul Bunyan Nature Learning Center	Brainerd	693,804	572,083	121,721	58,785	48.3%	0	0	75,546	62.1%	57,227	47.0%	2,437	2.0%	15,882	13.0%
Pine Center Sportsman Club	Brainerd	389,838	315,706	74,132	39,958	53.9%	(37)	0	25,221	34.0%	10,835	14.6%	2,500	3.4%	11,886	16.0%
VFW Post 1647	Brainerd	426,921	360,628	66,293	28,405	42.8%	0	500	36,957	55.7%	13,783	20.8%	16,101	24.3%	7,073	10.7%
Brandon Fire Dept Relief Assoc	Brandon	2,011,236	1,702,914	308,322	86,607	28.1%	0	12,500	242,002	78.5%	134,408	43.6%	1,600	0.5%	105,994	34.4%
Breckenridge Fire Relief Assoc	Breckenridge	457,953	386,764	71,189	40,659	57.1%	0	0	19,947	28.0%	9,900	13.9%	775	1.1%	9,272	13.0%
Breckenridge Hockey Youth Assoc	Breckenridge	156,912	125,789	31,123	18,746	60.2%	0	0	10,374	33.3%	7,734	24.9%	0	0.0%	2,640	8.5%
American Legion Post 464	Brewster	81,818	65,766	16,052	7,491	46.7%	0	533	9,177	57.2%	7,446	46.4%	0	0.0%	1,731	10.8%
American Legion Post 165	Bricelyn	189,891	158,215	31,676	13,671	43.2%	0	0	17,718	55.9%	5,264	16.6%	8,275	26.1%	4,179	13.2%
American Legion Post 630	Brooklyn Center	2,070,506	1,785,798	284,708	105,015	36.9%	0	13,158	169,633	59.6%	9,445	3.3%	43,282	15.2%	116,906	41.1%
Brooklyn Center Fire Dept Relief Assoc	Brooklyn Center	698,079	592,985	105,094	80,790	76.9%	0	0	25,439	24.2%	7,350	7.0%	3,300	3.1%	14,789	14.1%
Brooklyn Center Lions Club	Brooklyn Center	655,036	544,736	110,300	75,082	68.1%	0	0	33,460	30.3%	16,452	14.9%	3,300	3.0%	13,708	12.4%
Babe Ruth League	Brooklyn Park	5,010,161	4,107,224	902,937	593,199	65.7%	0	0	371,910	41.2%	105,840	11.7%	5,450	0.6%	260,620	28.9%
Brooklyn Park Youth Hockey Assoc	Brooklyn Park	4,965,741	4,211,340	754,401	311,389	41.3%	0	0	424,410	56.3%	111,000	14.7%	4,200	0.6%	309,210	41.0%
Elks Lodge 44	Brooklyn Park	155,731	118,963	36,768	23,709	64.5%	0	0	21,400	58.2%	16,427	44.7%	2,200	6.0%	2,773	7.5%
VFW Post 3915	Brooklyn Park	1,713,981	1,404,531	309,449	164,219	53.1%	0	0	153,703	49.7%	25,039	8.1%	46,008	14.9%	82,656	26.7%
Brooten Commercial Club	Brooten	774,107	641,058	133,049	73,332	55.1%	0	0	65,762	49.4%	45,911	34.5%	1,875	1.4%	17,976	13.5%
Browerville Lions Club	Browerville	537,045	440,447	96,598	68,121	70.5%	0	0	50,176	51.9%	37,301	38.6%	1,200	1.2%	11,675	12.1%
Todd Area Trail Assoc	Browerville	880,789	739,891	140,898	77,652	55.1%	0	20,000	35,252	25.0%	8,316	5.9%	1,800	1.3%	25,136	17.8%
Brownsdale Firemens Relief Assoc	Brownsdale	257,777	206,151	51,626	17,078	33.1%	0	0	30,762	59.6%	24,225	46.9%	1,550	3.0%	4,987	9.7%
Caledonia Sno-Gophers Snowmobile Club	Brownsville	661,536	539,368	122,168	60,992	49.9%	0	64,811	30,066	24.6%	5,390	4.4%	7,995	6.5%	16,681	13.7%
Buckman Trailblazers Snowmobile Club	Buckman	369,324	306,385	62,940	31,503	50.1%	0	0	29,404	46.7%	19,699	31.3%	1,950	3.1%	7,755	12.3%
American Legion Post 270	Buffalo	4,479,991	3,900,516	579,475	252,171	43.5%	0	0	337,826	58.3%	26,093	4.5%	39,037	6.7%	272,696	47.1%
Buffalo Lions Club	Buffalo	1,076,903	895,986	180,917	102,613	56.7%	0	0	82,656	45.7%	40,809	22.6%	2,200	1.2%	39,647	21.9%
Buffalo Youth Hockey Association	Buffalo	3,450,048	2,979,933	470,115	193,708	41.2%	0	0	285,581	60.7%	83,549	17.8%	0	0.0%	202,032	43.0%
Buffalo Lake Lions Club	Buffalo Lake	243,867	197,788	46,079	22,881	49.7%	0	0	18,584	40.3%	11,818	25.6%	1,500	3.3%	5,266	11.4%
Buhl Fire Relief Assoc	Buhl	279,530	233,664	45,866	22,962	50.1%	0	0	24,884	54.3%	19,200	41.9%	950	2.1%	4,734	10.3%
Baseball Association 191	Burnsville	4,693,228	3,794,099	899,129	550,890	61.3%	(9,465)	0	365,620	40.7%	69,524	7.7%	8,410	0.9%	287,686	32.0%
Burnsville Hockey Club	Burnsville	1,749,535	1,409,883	339,652	182,708	53.8%	0	0	169,252	49.8%	75,000	22.1%	8,450	2.5%	85,802	25.3%
Burnsville Lions Club	Burnsville	7,056,484	6,009,873	1,046,611	470,629	45.0%	0	0	564,890	54.0%	104,194	10.0%	9,400	0.9%	451,296	43.1%
Metro Baseball League	Burnsville	2,042,017	1,570,535	471,482	208,877	44.3%	0	0	121,998	25.9%	1,700	0.4%	10,400	2.2%	109,898	23.3%
Minnesota Jaycees Charitable Foundation	Burnsville	1,252,847	993,520	259,327	125,672	48.5%	0	0	135,795	52.4%	76,920	29.7%	5,245	2.0%	53,630	20.7%
VFW Post 9607	Butterfield	741,698	625,785	115,913	60,414	52.1%	0	0	52,849	45.6%	32,069	27.7%	2,995	2.6%	17,785	15.3%
American Legion Post 119	Byron	303,177	226,534	76,643	39,352	51.3%	(283)	0	41,120	53.7%	17,741	23.1%	16,046	20.9%	7,332	9.6%
Chamber of Commerce Byron Area	Byron	383,905	318,588	65,317	36,240	55.5%	0	0	13,049	20.0%	1,250	1.9%	2,500	3.8%	9,299	14.2%
American Legion Post 191	Caledonia	443,871	364,987	78,884	19,598	24.8%	0	0	42,885	54.4%	20,006	25.4%	14,373	18.2%	8,506	10.8%
Caledonia Volunteer Fire Department	Caledonia	136,427	105,637	30,790	17,137	55.7%	0	0	14,766	48.0%	10,199	33.1%	1,705	5.5%	2,862	9.3%
American Legion Post 290	Cambridge	914,542	759,811	154,731	79,886	51.6%	0	0	70,140	45.3%	30,572	19.8%	17,066	11.0%	22,502	14.5%
American Legion Post 290 Aux	Cambridge	814,248	657,875	156,373	81,429	52.1%	0	0	87,733	56.1%	49,353	31.6%	16,352	10.5%	22,028	14.1%
Isanti County Sportsmens Club	Cambridge	2,980,251	2,489,055	491,196	258,278	52.6%	0	0	245,132	49.9%	72,720	14.8%	3,000	0.6%	169,412	34.5%
Campbell Vol Fire Dept	Campbell	276,066	224,945	51,121	27,343	53.5%	0	6	27,270	53.3%	19,381	37.9%	1,685	3.3%	6,204	12.1%
Canby Fire Dept Relief Assoc	Canby	157,250	121,590	35,660	17,023	47.7%	0	0	21,478	60.2%	16,580	46.5%	2,100	5.9%	2,798	7.8%
Cannon Falls Fire Dept Relief Assoc	Cannon Falls	1,102,389	910,594	191,795	111,942	58.4%	0	0	73,722	38.4%	24,624	12.8%	5,900	3.1%	43,198	22.5%
VFW Post 4452	Cannon Falls	110,319	84,447	25,872	10,428	40.3%	0	0	14,118	54.6%	4,125	15.9%	6,865	26.5%	3,128	12.1%
American Legion Post 400	Canton	257,994	202,930	55,064	26,725	48.5%	0	0	24,023	43.6%	17,018	30.9%	0	0.0%	7,005	12.7%



Organization	City	Gross Receipts	Prizes	Net Receipts	Allowable Expenses		Excess Exp Reimb	Capital Assets Improvements	Lawful Purpose		Lawful Purpose		Lawful Purpose		Lawful Purpose	
					AE total	Percent			Total	Percent	Charitable	Percent	Other	Percent	Taxes/Fee	Percent
CC Riders Snowmobile Club	Canyon	1,594,264	1,348,263	246,001	145,703	59.2%	0	0	97,779	39.7%	15,515	6.3%	3,175	1.3%	79,089	32.2%
Carlos Firemen Relief Assoc	Carlos	1,277,329	1,119,565	157,764	96,287	61.0%	0	0	66,587	42.2%	12,508	7.9%	1,800	1.1%	52,279	33.1%
Carlos Lions Club	Carlos	438,736	359,631	79,105	37,632	47.6%	0	0	42,454	53.7%	33,980	43.0%	0	0.0%	8,474	10.7%
Carver Lions Club	Carver	1,263,056	1,073,477	189,579	79,822	42.1%	0	0	109,245	57.6%	51,959	27.4%	4,500	2.4%	52,786	27.8%
American Legion Post 284	Cass Lake	548,669	457,326	91,343	54,827	60.0%	0	0	35,681	39.1%	3,049	3.3%	20,807	22.8%	11,825	12.9%
Center City Fire Relief Assoc	Center City	534,617	426,893	107,724	73,336	68.1%	0	0	25,911	24.1%	13,198	12.3%	1,650	1.5%	11,063	10.3%
American Legion Post 529	Ceylon	204,389	164,017	40,372	26,230	65.0%	0	471	12,479	30.9%	4,406	10.9%	5,890	14.6%	2,183	5.4%
American Legion Post 600	Champlin	3,143,909	2,596,591	547,318	319,795	58.4%	0	0	230,342	42.1%	19,662	3.6%	55,715	10.2%	154,964	28.3%
Champlin Dayton Athletic Associati	Champlin	4,144,269	3,514,079	630,190	188,994	30.0%	0	0	436,813	69.3%	184,350	29.3%	3,000	0.5%	249,463	39.6%
Champlin Park Youth Hockey Assoc	Champlin	2,053,111	1,745,230	307,881	164,740	53.5%	0	0	166,493	54.1%	50,000	16.2%	3,900	1.3%	112,593	36.6%
American Legion Post 580	Chanhasen	4,997,222	4,156,938	840,284	249,623	29.7%	0	0	599,918	71.4%	150,009	17.9%	79,295	9.4%	370,614	44.1%
American Legion Post 57	Chaska	723,639	577,026	146,613	73,159	49.9%	0	0	73,709	50.3%	33,195	22.6%	16,720	11.4%	23,794	16.2%
Chaska Lions Club	Chaska	1,590,821	1,218,546	372,275	186,444	50.1%	0	0	164,701	44.2%	89,127	23.9%	2,975	0.8%	72,599	19.5%
VFW Post 1791	Chaska	1,080,685	893,427	187,258	92,729	49.5%	0	0	110,835	59.2%	37,273	19.9%	31,805	17.0%	41,758	22.3%
Chatfield Athletic Club	Chatfield	920,414	752,644	167,770	65,071	38.8%	0	0	106,501	63.5%	76,073	45.3%	1,200	0.7%	29,228	17.4%
Chatfield Firefighters Activities Assoc	Chatfield	861,873	693,170	168,703	63,427	37.6%	0	0	99,736	59.1%	74,006	43.9%	825	0.5%	24,905	14.8%
Chisago City Fire Relief Assoc	Chisago City	1,693,326	1,389,934	303,392	155,771	51.3%	0	0	153,874	50.7%	70,518	23.2%	3,600	1.2%	79,756	26.3%
Chisago Lakes Area Recreation Ass	Chisago City	273,752	209,906	63,846	38,852	60.9%	0	0	24,587	38.5%	15,207	23.8%	1,650	2.6%	7,730	12.1%
Knights of Columbus Council 3539	Chisholm	1,682,094	1,388,778	293,316	171,686	58.5%	0	0	163,437	55.7%	81,489	27.8%	0	0.0%	81,948	27.9%
St Vasilije of Ostrog Serbian Orthod	Chisholm	362,648	271,922	90,726	26,946	29.7%	0	0	64,099	70.7%	55,500	61.2%	1,000	1.1%	7,599	8.4%
Centennial Youth Hockey Assoc	Circle Pines	2,212,832	1,844,807	368,025	195,829	53.2%	0	0	181,019	49.2%	59,100	16.1%	7,200	2.0%	114,719	31.2%
Circle Pines Lexington Lions Club	Circle Pines	641,648	524,861	116,787	72,798	62.3%	0	0	33,211	28.4%	17,655	15.1%	0	0.0%	15,556	13.3%
American Legion Post 485	Clara City	285,952	238,972	46,980	20,055	42.7%	0	0	19,570	41.7%	10,064	21.4%	3,500	7.4%	6,006	12.8%
Clara City Lions Club	Clara City	115,148	91,187	23,961	11,820	49.3%	0	0	11,258	47.0%	8,431	35.2%	0	0.0%	2,827	11.8%
Claremont Area Chamber of Comm	Claremont	366,446	282,241	84,205	48,288	57.3%	0	0	34,620	41.1%	22,220	26.4%	3,200	3.8%	9,200	10.9%
Clarissa Lions Club	Clarissa	574,803	489,306	85,497	46,392	54.3%	0	0	40,038	46.8%	26,072	30.5%	1,700	2.0%	12,266	14.3%
Clarkfield Lions Club	Clarkfield	225,006	183,542	41,464	28,832	69.5%	0	0	17,827	43.0%	7,658	18.5%	4,710	11.4%	5,459	13.2%
Clear Lake Lions Club	Clear Lake	915,286	732,672	182,614	71,236	39.0%	0	0	110,514	60.5%	80,712	44.2%	4,010	2.2%	25,793	14.1%
Clearbrook Community Club	Clearbrook	589,521	500,713	88,808	52,275	58.9%	0	0	44,067	49.6%	26,718	30.1%	4,262	4.8%	13,087	14.7%
American Legion Post 323	Clearwater	1,459,207	1,161,538	297,669	122,709	41.2%	0	0	164,153	55.1%	52,402	17.6%	41,420	13.9%	70,331	23.6%
Clearwater Lions Club	Clearwater	912,217	745,629	166,588	88,069	52.9%	0	0	93,150	55.9%	62,268	37.4%	1,600	1.0%	29,282	17.6%
Clements Fire Dept Relief Assoc	Clements	115,265	88,826	26,439	13,559	51.3%	0	0	8,628	32.6%	6,361	24.1%	0	0.0%	2,267	8.6%
American Legion Post 207	Cleveland	143,563	111,735	31,828	23,556	74.0%	0	0	12,788	40.2%	5,675	17.8%	3,604	11.3%	3,509	11.0%
Cleveland Firemen's Relief Associat	Cleveland	623,354	498,757	124,597	48,953	39.3%	0	0	73,379	58.9%	58,381	46.9%	1,000	0.8%	13,998	11.2%
Climax Community Club	Climax	594,821	512,365	82,456	45,072	54.7%	0	0	34,988	42.4%	19,158	23.2%	2,000	2.4%	13,830	16.8%
Urbank Lions Club	Clitherall	540,016	450,652	89,364	37,935	42.4%	0	0	51,862	58.0%	40,058	44.8%	1,575	1.8%	10,229	11.4%
American Legion Post 262	Cloquet	416,367	364,067	52,300	25,805	49.3%	0	0	27,603	52.8%	15,559	29.8%	3,693	7.1%	8,351	16.0%
Cloquet Amateur Hockey Assoc	Cloquet	586,616	506,867	79,749	49,970	62.7%	0	0	29,312	36.8%	10,750	13.5%	3,850	4.8%	14,712	18.4%
Cloquet Youth Baseball Softball Ass	Cloquet	439,603	371,265	68,338	43,120	63.1%	0	0	27,247	39.9%	11,000	16.1%	5,388	7.9%	10,859	15.9%
Moose Lodge 1274	Cloquet	341,961	277,452	64,510	44,465	68.9%	0	0	16,371	25.4%	7,745	12.0%	2,600	4.0%	6,026	9.3%
VFW Post 3979	Cloquet	606,687	515,114	91,574	77,631	84.8%	0	0	22,375	24.4%	8,103	8.8%	0	0.0%	14,272	15.6%
Wood City Riders Snowmoible Club	Cloquet	788,862	660,733	128,129	51,829	40.5%	0	0	59,715	46.6%	28,500	22.2%	3,200	2.5%	28,015	21.9%
Cokato Firefighters Relief Assoc	Cokato	102,900	75,686	27,214	11,966	44.0%	0	0	7,741	28.4%	1,143	4.2%	2,882	10.6%	3,716	13.7%
Cokato Lions Club	Cokato	162,504	131,658	30,846	9,996	32.4%	(1,296)	0	18,398	59.6%	14,805	48.0%	0	0.0%	3,593	11.6%
American Legion Post 455	Cold Spring	629,169	540,222	88,947	54,159	60.9%	0	0	36,256	40.8%	19,341	21.7%	1,550	1.7%	15,365	17.3%
Cold Spring Fire Dept Relief Assoc	Cold Spring	197,112	139,382	57,729	18,027	31.2%	0	0	41,934	72.6%	32,365	56.1%	0	0.0%	9,569	16.6%
Cold Spring Lions Club	Cold Spring	515,809	422,926	92,883	52,283	56.3%	0	0	42,416	45.7%	26,545	28.6%	1,400	1.5%	14,471	15.6%

Organization	City	Gross Receipts	Prizes	Net Receipts	Allowable Expenses		Excess Exp Reimb	Capital Assets Improvements	Lawful Purpose		Lawful Purpose		Lawful Purpose		Lawful Purpose	
					AE total	Percent			Total	Percent	Charitable	Percent	Other	Percent	Taxes/Fee	Percent
Rocori Band Boosters Inc	Cold Spring	180,722	137,718	43,004	21,742	50.6%	0	0	21,036	48.9%	14,000	32.6%	975	2.3%	6,061	14.1%
Rocori Community Booster Club	Cold Spring	180,706	143,110	37,596	21,903	58.3%	0	0	12,554	33.4%	6,420	17.1%	995	2.6%	5,139	13.7%
Cologne Firemans Relief Assoc	Cologne	456,195	373,814	82,381	45,319	55.0%	0	0	41,075	49.9%	30,253	36.7%	2,725	3.3%	8,097	9.8%
Church of Immaculate Conception	Columbia Heights	1,088,112	922,854	165,258	109,890	66.5%	0	0	58,926	35.7%	36,000	21.8%	3,325	2.0%	19,601	11.9%
Columbia Heights Athletic Boosters	Columbia Heights	3,137,242	2,509,711	627,531	291,105	46.4%	0	0	341,069	54.4%	153,744	24.5%	8,700	1.4%	178,625	28.5%
Minn Youth Athletic Services	Columbia Heights	3,194,965	2,672,519	522,446	222,524	42.6%	0	0	298,398	57.1%	102,041	19.5%	4,600	0.9%	191,757	36.7%
VFW Post 230	Columbia Heights	2,379,260	1,888,115	491,145	195,658	39.8%	0	0	224,531	45.7%	63,710	13.0%	28,079	5.7%	132,742	27.0%
Cook Firemens Relief Association	Cook	463,011	377,927	85,084	50,607	59.5%	0	0	44,707	52.5%	32,100	37.7%	3,050	3.6%	9,557	11.2%
Cook Timberwolves Snowmobile Cl	Cook	829,841	681,545	148,296	68,827	46.4%	0	32,178	52,119	35.1%	14,229	9.6%	3,050	2.1%	34,840	23.5%
VFW Post 1757	Cook	177,078	143,166	33,912	12,869	37.9%	0	0	13,978	41.2%	2,701	8.0%	6,315	18.6%	4,962	14.6%
American Legion Post 334	Coon Rapids	2,114,024	1,735,045	378,979	215,002	56.7%	0	5,894	207,876	54.9%	34,637	9.1%	79,046	20.9%	94,192	24.9%
Coon Rapids Lions Club	Coon Rapids	4,830,268	3,876,921	953,347	489,423	51.3%	0	0	463,600	48.6%	192,302	20.2%	4,800	0.5%	266,498	28.0%
Coon Rapids Mat Bandits Wrestling	Coon Rapids	4,729,785	3,759,605	970,180	359,782	37.1%	0	0	614,109	63.3%	284,111	29.3%	5,000	0.5%	324,998	33.5%
Coon Rapids National Little League	Coon Rapids	3,016,757	2,485,530	531,227	264,680	49.8%	0	0	280,386	52.8%	99,000	18.6%	2,250	0.4%	179,136	33.7%
VFW Post 9625	Coon Rapids	3,172,877	2,652,020	520,857	278,860	53.5%	0	3,021	260,838	50.1%	48,653	9.3%	42,668	8.2%	169,517	32.5%
Corcoran Jaycees	Corcoran	805,810	662,883	142,928	94,868	66.4%	0	0	41,243	28.9%	19,795	13.8%	0	0.0%	21,447	15.0%
Corcoran Lions Club	Corcoran	736,809	601,690	135,119	90,744	67.2%	0	0	44,507	32.9%	25,250	18.7%	0	0.0%	19,257	14.3%
American Legion Post 126	Cosmos	225,144	183,962	41,182	13,774	33.4%	0	0	30,528	74.1%	3,479	8.4%	21,673	52.6%	5,376	13.1%
Cosmos Lions Club	Cosmos	128,744	108,218	20,526	11,264	54.9%	0	0	10,370	50.5%	7,525	36.7%	0	0.0%	2,845	13.9%
Cottage Grove Athletic Assoc	Cottage Grove	2,952,243	2,366,625	585,618	435,755	74.4%	(78,987)	0	239,514	40.9%	145,649	24.9%	3,825	0.7%	90,040	15.4%
Cottage Grove Lions Club	Cottage Grove	1,500,738	1,261,753	238,984	119,979	50.2%	0	0	120,975	50.6%	51,514	21.6%	3,005	1.3%	66,456	27.8%
VFW Post 8752	Cottage Grove	1,193,428	1,017,775	175,653	81,846	46.6%	0	0	86,983	49.5%	4,555	2.6%	29,669	16.9%	52,760	30.0%
Lakeview Booster Club Inc	Cottonwood	102,548	80,912	21,637	9,201	42.5%	0	0	7,599	35.1%	5,238	24.2%	0	0.0%	2,361	10.9%
Courtland Lions Club	Courtland	265,003	210,597	54,406	27,538	50.6%	0	0	18,552	34.1%	12,060	22.2%	503	0.9%	5,990	11.0%
Courtland Recreation Assoc	Courtland	99,728	68,329	31,399	16,964	54.0%	0	0	15,014	47.8%	12,041	38.3%	382	1.2%	2,591	8.3%
Voyageur Trail Society	Crane Lake	703,748	575,585	128,163	83,316	65.0%	0	0	47,915	37.4%	32,100	25.0%	0	0.0%	15,815	12.3%
American Legion Post 20	Crookston	1,439,239	1,175,913	263,326	116,110	44.1%	0	15,365	132,506	50.3%	36,493	13.9%	30,358	11.5%	65,655	24.9%
Crookston Firefighters Assoc	Crookston	429,659	332,187	97,472	73,852	75.8%	(13,409)	0	43,022	44.1%	35,750	36.7%	0	0.0%	7,272	7.5%
Eagles Aerie 873	Crookston	995,121	817,173	177,948	98,578	55.4%	0	0	66,411	37.3%	21,405	12.0%	13,997	7.9%	31,008	17.4%
VFW Post 1902	Crookston	2,192,086	1,829,535	362,551	162,966	44.9%	0	0	181,781	50.1%	42,167	11.6%	32,723	9.0%	106,891	29.5%
Crosby Fire Relief Assoc	Crosby	1,733,397	1,509,721	223,676	115,089	51.5%	0	0	112,994	50.5%	20,825	9.3%	10,609	4.7%	81,560	36.5%
Crosby Ironton Aitkin Amateur Hock	Crosby	1,094,476	871,027	223,449	130,495	58.4%	0	0	95,645	42.8%	54,204	24.3%	0	0.0%	41,441	18.5%
American Legion Post 500	Crosslake	569,781	462,139	107,642	64,408	59.8%	(5,774)	0	36,222	33.7%	9,944	9.2%	13,528	12.6%	12,750	11.8%
Crosslake Lions Club	Crosslake	867,990	699,815	168,175	75,827	45.1%	0	0	117,740	70.0%	89,404	53.2%	2,850	1.7%	25,486	15.2%
Crystal Lions Club	Crystal	420,435	347,070	73,365	65,183	88.8%	0	0	27,535	37.5%	16,581	22.6%	3,975	5.4%	6,979	9.5%
VFW Post 494	Crystal	3,945,686	3,304,544	641,142	242,123	37.8%	0	0	428,961	66.9%	137,335	21.4%	76,179	11.9%	215,447	33.6%
West Metro Fire Rescue District Fire	Crystal	1,732,522	1,387,447	345,075	193,272	56.0%	0	0	150,576	43.6%	61,870	17.9%	3,950	1.1%	84,756	24.6%
American Legion Post 322	Currie	205,418	173,919	31,499	19,151	60.8%	0	0	18,331	58.2%	12,143	38.5%	1,778	5.6%	4,410	14.0%
Currie Town and Country Boosters	Currie	251,509	196,450	55,059	31,351	56.9%	0	0	21,240	38.6%	13,095	23.8%	3,017	5.5%	5,128	9.3%
Lincoln Area Business Assoc	Cushing	1,406,644	1,147,924	258,720	111,268	43.0%	0	0	144,664	55.9%	79,924	30.9%	2,400	0.9%	62,340	24.1%
Cyrus Fire Dept Relief Assoc	Cyrus	265,362	213,261	52,101	25,730	49.4%	0	0	20,378	39.1%	13,405	25.7%	1,300	2.5%	5,673	10.9%
West Central Trailblazers Snowmob	Cyrus	131,949	100,081	31,868	14,264	44.8%	0	0	16,499	51.8%	12,800	40.2%	0	0.0%	3,699	11.6%
Danube Lions Club	Danube	166,138	135,601	30,537	10,163	33.3%	(2)	0	26,126	85.6%	20,756	68.0%	1,500	4.9%	3,870	12.7%
Dawson Fire Department Relief Ass	Dawson	542,550	435,091	107,459	40,862	38.0%	0	0	64,730	60.2%	47,600	44.3%	4,225	3.9%	12,905	12.0%
VFW Post 5247	Dawson	375,451	321,038	54,414	29,706	54.6%	0	0	26,871	49.4%	1,629	3.0%	17,657	32.4%	7,585	13.9%
Deer Creek Lions Club	Deer Creek	386,558	310,928	75,630	33,313	44.0%	0	0	36,623	48.4%	29,540	39.1%	0	0.0%	7,083	9.4%
American Legion Post 122	Deer River	801,669	639,500	162,170	78,594	48.5%	0	0	56,362	34.8%	17,639	10.9%	14,097	8.7%	24,626	15.2%

Organization	City	Gross Receipts	Prizes	Net Receipts	Allowable Expenses		Excess Exp Reimb	Capital Assets Improvements	Lawful Purpose		Lawful Purpose		Lawful Purpose		Lawful Purpose	
					AE total	Percent			Total	Percent	Charitable	Percent	Other	Percent	Taxes/Fee	Percent
Cuyuna Fire Mens Relief Assoc	Deerwood	1,180,400	1,031,118	149,282	86,416	57.9%	0	0	64,609	43.3%	19,603	13.1%	2,400	1.6%	42,606	28.5%
Deerwood Fire Relief Assoc	Deerwood	813,217	679,258	133,959	78,329	58.5%	0	0	57,072	42.6%	31,490	23.5%	3,100	2.3%	22,482	16.8%
Crow River Youth Hockey Assoc	Delano	964,410	811,510	152,900	74,588	48.8%	0	0	73,948	48.4%	40,829	26.7%	2,750	1.8%	30,369	19.9%
K of C Immaculate Conception Cou	Delano	1,327,033	1,098,669	228,364	118,039	51.7%	0	0	115,643	50.6%	58,780	25.7%	3,225	1.4%	53,637	23.5%
American Legion Post 486	Delavan	923,959	766,411	157,548	106,683	67.7%	0	0	57,495	36.5%	24,509	15.6%	2,070	1.3%	30,916	19.6%
Dennison Lions Club	Dennison	342,406	282,058	60,348	39,752	65.9%	0	0	28,044	46.5%	17,275	28.6%	2,570	4.3%	8,199	13.6%
Dent Firefighters Relief Assoc	Dent	974,175	798,183	175,992	77,972	44.3%	0	0	101,447	57.6%	67,000	38.1%	2,000	1.1%	32,447	18.4%
Dent Lions Club	Dent	375,455	297,296	78,159	46,025	58.9%	0	0	31,947	40.9%	21,698	27.8%	3,000	3.8%	7,250	9.3%
American Legion Post 15	Detroit Lakes	1,056,996	882,488	174,508	100,953	57.9%	0	0	64,175	36.8%	21,100	12.1%	11,636	6.7%	31,439	18.0%
Detroit Lakes Lions Club	Detroit Lakes	466,918	400,594	66,324	37,921	57.2%	0	0	21,367	32.2%	10,436	15.7%	850	1.3%	10,081	15.2%
Eagles Aerie 2342	Detroit Lakes	670,087	566,043	104,044	93,438	89.8%	(4,112)	0	16,988	16.3%	850	0.8%	2,500	2.4%	13,638	13.1%
Eagles Aerie 2342 Past Presidents	Detroit Lakes	411,810	355,913	55,897	38,403	68.7%	0	0	18,340	32.8%	8,400	15.0%	1,500	2.7%	8,440	15.1%
Minnesota Flyers Gymnastics	Detroit Lakes	832,606	686,531	146,075	80,613	55.2%	0	0	65,516	44.9%	39,950	27.3%	1,300	0.9%	24,266	16.6%
MOC Pup Tent 9 Detroit Lakes	Detroit Lakes	590,377	502,950	87,427	67,241	76.9%	0	(7,000)	29,556	33.8%	18,028	20.6%	1,300	1.5%	10,227	11.7%
Shrine Club Color Guard	Detroit Lakes	823,908	663,408	160,500	88,817	55.3%	0	0	80,185	50.0%	56,150	35.0%	1,260	0.8%	22,775	14.2%
Turn In Poachers Chapt Ottetail	Detroit Lakes	2,286,083	1,852,709	433,374	250,792	57.9%	0	0	162,787	37.6%	59,379	13.7%	2,500	0.6%	100,908	23.3%
VFW Post 1676	Detroit Lakes	1,332,080	1,089,425	242,655	139,860	57.6%	0	0	97,753	40.3%	19,615	8.1%	33,460	13.8%	44,678	18.4%
Dexter Firefighters Relief Assoc	Dexter	465,497	371,852	93,645	48,775	52.1%	0	0	44,235	47.2%	35,175	37.6%	0	0.0%	9,060	9.7%
Dilworth Lions Club	Dilworth	364,309	293,217	71,092	37,430	52.7%	(4,600)	0	37,609	52.9%	27,663	38.9%	2,200	3.1%	7,746	10.9%
Dover Fire Relief Association	Dover	2,413,667	1,904,290	509,377	273,501	53.7%	0	0	223,369	43.9%	82,435	16.2%	3,900	0.8%	137,034	26.9%
Minnesota Junior Hockey League In	Dubuque	2,059,313	1,691,589	367,724	169,502	46.1%	0	0	210,660	57.3%	98,000	26.7%	5,000	1.4%	107,660	29.3%
American Legion Post 71	Duluth	864,556	690,951	173,605	112,463	64.8%	0	0	52,012	30.0%	16,206	9.3%	10,646	6.1%	25,160	14.5%
American Red Cross Northland Cha	Duluth	6,756,288	5,651,029	1,105,259	568,102	51.4%	0	0	548,325	49.6%	111,646	10.1%	2,220	0.2%	434,459	39.3%
Duluth Amateur Youth Basketball A	Duluth	862,307	729,564	132,743	106,154	80.0%	(59,345)	0	73,533	55.4%	43,000	32.4%	2,450	1.8%	28,083	21.2%
Duluth Curling Club	Duluth	571,242	476,856	94,386	72,533	76.8%	0	0	20,351	21.6%	8,150	8.6%	0	0.0%	12,201	12.9%
Duluth Softball Players Association	Duluth	1,820,006	1,531,499	288,507	164,258	56.9%	0	0	135,181	46.9%	33,382	11.6%	3,450	1.2%	98,349	34.1%
Elks Lodge 133	Duluth	508,780	430,211	78,569	61,700	78.5%	0	0	36,181	46.0%	18,469	23.5%	2,736	3.5%	14,976	19.1%
Gnesen Volunteer Fire Department	Duluth	1,776,107	1,500,210	275,897	164,483	59.6%	0	0	120,844	43.8%	34,224	12.4%	0	0.0%	86,621	31.4%
Hillside Business Assoc	Duluth	1,190,368	1,003,892	186,476	104,699	56.1%	0	0	70,479	37.8%	16,655	8.9%	2,500	1.3%	51,324	27.5%
Irving Community Association	Duluth	5,656,100	4,733,779	922,321	460,200	49.9%	0	0	488,711	53.0%	111,689	12.1%	8,100	0.9%	368,922	40.0%
Irving Youth Hockey Club	Duluth	1,060,795	882,259	178,536	116,577	65.3%	0	0	63,375	35.5%	19,037	10.7%	2,955	1.7%	41,383	23.2%
Lake Superior Steelhead Assoc	Duluth	984,490	808,013	176,477	97,204	55.1%	0	0	77,644	44.0%	30,450	17.3%	7,150	4.1%	40,044	22.7%
Northland Vietnam Veterans Assoc	Duluth	994,366	824,012	170,354	102,403	60.1%	0	0	61,147	35.9%	19,730	11.6%	3,250	1.9%	38,167	22.4%
Owls 1200 Fraternal Bldg Assoc Clu	Duluth	169,896	141,344	28,552	23,324	81.7%	0	0	12,648	44.3%	3,876	13.6%	4,088	14.3%	4,684	16.4%
Piedmont Heights Hockey Assoc	Duluth	1,360,203	1,167,667	192,536	117,299	60.9%	(11,025)	0	92,252	47.9%	22,025	11.4%	5,000	2.6%	65,227	33.9%
Reservoir Riders	Duluth	650,306	526,971	123,335	77,591	62.9%	(1,496)	44,315	24,666	20.0%	8,261	6.7%	2,400	1.9%	14,004	11.4%
Second Harvest Northern Lakes Fo	Duluth	1,147,566	980,211	167,355	90,291	54.0%	(1,519)	0	88,846	53.1%	37,519	22.4%	1,100	0.7%	50,227	30.0%
Vol Attorney Program Arrowhead La	Duluth	475,635	371,554	104,081	55,277	53.1%	(1,198)	0	24,520	23.6%	15,000	14.4%	0	0.0%	9,520	9.1%
Welch Center	Duluth	782,796	669,633	113,163	63,970	56.5%	(847)	0	52,896	46.7%	25,600	22.6%	2,000	1.8%	25,296	22.4%
Dundas Baseball Assoc	Dundas	362,520	286,811	75,709	37,312	49.3%	0	0	40,942	54.1%	28,854	38.1%	2,200	2.9%	9,888	13.1%
Eagan Athletic Assoc	Eagan	586,233	472,006	114,227	66,924	58.6%	(5,329)	0	69,456	60.8%	50,000	43.8%	6,000	5.3%	13,456	11.8%
Eagan Hockey Assoc	Eagan	1,118,223	933,078	185,145	82,389	44.5%	0	0	100,921	54.5%	58,000	31.3%	2,300	1.2%	40,621	21.9%
Eagan Lions Club	Eagan	1,168,894	946,082	222,812	106,145	47.6%	0	0	122,824	55.1%	73,112	32.8%	3,700	1.7%	46,012	20.7%
Knights of Columbus Council 7604	Eagan	1,435,395	1,124,734	310,661	166,542	53.6%	0	0	147,309	47.4%	77,937	25.1%	7,000	2.3%	62,372	20.1%
Eagle Bend Fire Dept Relief Assoc	Eagle Bend	402,220	330,258	71,963	36,302	50.4%	0	0	47,074	65.4%	37,650	52.3%	1,985	2.8%	7,439	10.3%
Eagle Bend Lions Club	Eagle Bend	305,404	261,325	44,079	20,146	45.7%	0	0	19,339	43.9%	9,178	20.8%	3,770	8.6%	6,391	14.5%
American Legion Post 617	Eagle Lake	255,122	194,221	60,901	25,041	41.1%	0	0	41,909	68.8%	7,649	12.6%	27,967	45.9%	6,293	10.3%

Organization	City	Gross Receipts	Prizes	Net Receipts	Allowable Expenses		Excess Exp Reimb	Capital Assets Improvements	Lawful Purpose		Lawful Purpose		Lawful Purpose		Lawful Purpose	
					AE total	Percent			Total	Percent	Charitable	Percent	Other	Percent	Taxes/Fee	Percent
Eagle Lake Fire Relief Assoc	Eagle Lake	461,473	384,827	76,646	36,520	47.6%	0	0	51,713	67.5%	40,833	53.3%	2,350	3.1%	8,530	11.1%
Cedar East Bethel Lions Club	East Bethel	741,053	613,561	127,492	100,895	79.1%	0	0	30,359	23.8%	10,203	8.0%	3,300	2.6%	16,856	13.2%
American Legion Post 157	East Grand Forks	2,991,491	2,537,486	454,005	186,770	41.1%	0	36,000	230,744	50.8%	59,549	13.1%	11,546	2.5%	159,649	35.2%
Eagles Aerie 350	East Grand Forks	1,802,831	1,427,559	375,272	191,529	51.0%	0	69,505	99,070	26.4%	14,329	3.8%	7,758	2.1%	76,983	20.5%
East Grand Forks Blue Line Club	East Grand Forks	283,827	216,458	67,369	28,167	41.8%	0	0	22,992	34.1%	16,515	24.5%	0	0.0%	6,477	9.6%
Valley Golf Assoc	East Grand Forks	1,035,050	869,112	165,938	90,980	54.8%	0	0	85,251	51.4%	43,350	26.1%	5,800	3.5%	36,101	21.8%
VFW Post 3817	East Grand Forks	2,973,327	2,463,205	510,122	274,550	53.8%	0	0	223,211	43.8%	51,686	10.1%	21,423	4.2%	150,102	29.4%
Confidence Learning Center	East Gull Lake	4,192,727	3,463,414	729,313	315,748	43.3%	0	0	422,994	58.0%	173,168	23.7%	0	0.0%	249,827	34.3%
American Legion Post 381	Eden Valley	774,076	630,087	143,989	69,480	48.3%	0	1,065	58,744	40.8%	33,026	22.9%	5,806	4.0%	19,912	13.8%
Eden Valley Jaycees	Eden Valley	122,971	100,421	22,550	15,457	68.5%	0	0	10,727	47.6%	7,929	35.2%	0	0.0%	2,798	12.4%
Eden Valley Lions Club	Eden Valley	742,049	568,393	173,656	72,537	41.8%	0	0	91,093	52.5%	74,042	42.6%	0	0.0%	17,051	9.8%
Hawks Baseball Club	Eden Valley	155,833	123,994	31,839	15,905	50.0%	0	0	13,909	43.7%	8,840	27.8%	1,200	3.8%	3,869	12.2%
Elbow Lake Firemens Relief Assoc	Elbow Lake	1,381,481	1,164,505	216,977	85,456	39.4%	0	0	130,027	59.9%	63,650	29.3%	6,114	2.8%	60,263	27.8%
American Legion Post 573	Elgin	517,912	433,546	84,366	53,149	63.0%	0	0	46,574	55.2%	7,503	8.9%	29,266	34.7%	9,805	11.6%
Elizabeth Fire Dept Relief Assoc	Elizabeth	218,073	182,209	35,864	19,844	55.3%	0	0	11,453	31.9%	4,718	13.2%	2,930	8.2%	3,806	10.6%
American Legion Post 112	Elk River	1,597,858	1,293,015	304,843	185,246	60.8%	0	0	124,003	40.7%	6,304	2.1%	42,513	13.9%	75,186	24.7%
Eagles Aerie 3264	Elk River	957,502	807,726	149,776	90,131	60.2%	(18,192)	0	49,901	33.3%	14,958	10.0%	2,525	1.7%	32,418	21.6%
Elk River Lions Club	Elk River	3,372,877	2,863,973	508,904	236,813	46.5%	(100)	1,200	277,385	54.5%	80,244	15.8%	2,852	0.6%	194,289	38.2%
Elk River Youth Hockey Assoc	Elk River	1,231,278	1,022,864	208,414	109,773	52.7%	0	0	121,075	58.1%	65,000	31.2%	1,500	0.7%	54,575	26.2%
Elks Quarterback Club	Elk River	1,167,224	959,432	207,792	110,668	53.3%	0	0	95,493	46.0%	48,000	23.1%	0	0.0%	47,493	22.9%
Land of Lakes Choirboys of Minn	Elk River	1,766,800	1,429,069	337,731	153,657	45.5%	0	0	199,342	59.0%	108,840	32.2%	2,050	0.6%	88,452	26.2%
VFW Post 5518	Elk River	1,941,149	1,631,321	309,828	128,799	41.6%	0	0	147,424	47.6%	35,899	11.6%	2,925	0.9%	108,600	35.1%
Elko Baseball Club	Elko	674,558	534,230	140,328	79,395	56.6%	0	12,325	35,847	25.5%	19,453	13.9%	0	0.0%	16,394	11.7%
Ellendale Fire Dept Relief Assoc	Ellendale	392,734	313,337	79,397	28,088	35.4%	0	0	51,150	64.4%	39,663	50.0%	4,100	5.2%	7,387	9.3%
Optimist Club of Ellsworth	Ellsworth	109,779	91,392	18,387	7,967	43.3%	0	0	9,905	53.9%	6,771	36.8%	0	0.0%	3,134	17.0%
American Legion Post 192	Elmore	319,198	253,200	65,998	45,014	68.2%	0	0	30,686	46.5%	13,943	21.1%	9,445	14.3%	7,299	11.1%
Elrosa Baseball Club	Elrosa	345,713	279,468	66,245	24,946	37.7%	0	0	66,444	100.3%	57,738	87.2%	1,500	2.3%	7,206	10.9%
Elrosa Commercial Club	Elrosa	229,048	185,517	43,531	19,643	45.1%	0	0	18,455	42.4%	12,917	29.7%	1,400	3.2%	4,138	9.5%
Ely Blue Line Club	Ely	384,322	334,954	49,368	33,115	67.1%	0	0	17,230	34.9%	8,740	17.7%	1,300	2.6%	7,190	14.6%
Ely Igloo Snomobile Club	Ely	182,018	141,664	40,354	28,719	71.2%	(1,017)	6,373	4,479	11.1%	0	0.0%	0	0.0%	4,479	11.1%
Moose Lodge 1580	Ely	684,068	607,230	76,838	39,822	51.8%	(129)	0	29,456	38.3%	6,865	8.9%	6,543	8.5%	16,048	20.9%
VFW Post 2717	Ely	279,875	235,130	44,745	23,572	52.7%	0	0	22,553	50.4%	3,919	8.8%	12,089	27.0%	6,545	14.6%
American Legion Post 311	Elysian	347,957	280,546	67,411	42,920	63.7%	0	0	26,033	38.6%	9,518	14.1%	9,046	13.4%	7,469	11.1%
Elysian Fire Dept Relief Assoc	Elysian	330,769	249,820	80,949	38,623	47.7%	0	0	38,371	47.4%	20,038	24.8%	4,050	5.0%	14,283	17.6%
Emily Firemans Relief Assoc	Emily	440,385	337,785	102,600	53,859	52.5%	0	0	50,976	49.7%	38,125	37.2%	3,640	3.5%	9,211	9.0%
American Legion Post 317	Emmons	184,938	146,451	38,487	24,428	63.5%	0	0	14,432	37.5%	7,125	18.5%	3,137	8.2%	4,170	10.8%
American Legion Post 596	Erskine	822,454	686,655	135,799	64,934	47.8%	0	0	77,110	56.8%	45,915	33.8%	6,698	4.9%	24,497	18.0%
Millerville Firemens Relief Assoc	Evansville	1,128,439	963,066	165,373	93,827	56.7%	0	0	72,567	43.9%	26,050	15.8%	4,789	2.9%	41,728	25.2%
Chicagami	Eveleth	2,261,716	1,908,411	353,305	193,815	54.9%	0	0	166,409	47.1%	43,183	12.2%	2,900	0.8%	120,326	34.1%
Curl Mesabi Inc	Eveleth	529,344	454,627	74,717	49,752	66.6%	(5,701)	0	26,842	35.9%	11,656	15.6%	3,400	4.6%	11,785	15.8%
Elks Lodge 1161	Eveleth	382,231	319,681	62,550	39,197	62.7%	0	0	17,868	28.6%	7,439	11.9%	0	0.0%	10,429	16.7%
American Legion Post 551	Eyota	311,553	238,037	73,516	51,317	69.8%	(1,086)	300	21,753	29.6%	5,949	8.1%	8,873	12.1%	6,931	9.4%
Hiawatha Sno Seekers	Eyota	643,019	517,960	125,059	53,967	43.2%	0	0	53,203	42.5%	37,246	29.8%	775	0.6%	15,182	12.1%
American Legion Post 205	Fairfax	72,658	58,280	14,378	8,889	61.8%	0	0	5,210	36.2%	1,537	10.7%	1,745	12.1%	1,928	13.4%
Fairfax Baseball Assoc	Fairfax	145,149	117,034	28,116	10,784	38.4%	(11)	0	17,320	61.6%	12,872	45.8%	1,315	4.7%	3,133	11.1%
American Legion Post 36	Fairmont	823,357	693,145	130,212	94,352	72.5%	0	0	33,097	25.4%	13,460	10.3%	889	0.7%	18,748	14.4%
Eagles Aerie 3394	Fairmont	75,091	56,347	18,745	8,554	45.6%	0	0	3,527	18.8%	2,074	11.1%	0	0.0%	1,453	7.8%



Organization	City	Gross Receipts	Prizes	Net Receipts	Allowable Expenses		Excess Exp Reimb	Capital Assets Improvements	Lawful Purpose		Lawful Purpose		Lawful Purpose		Lawful Purpose	
					AE total	Percent			Total	Percent	Charitable	Percent	Other	Percent	Taxes/Fee	Percent
Fairmont Fire Department Relief As	Fairmont	421,644	352,471	69,173	31,765	45.9%	0	0	46,821	67.7%	33,480	48.4%	5,000	7.2%	8,341	12.1%
Fairmont Youth Hockey Assoc	Fairmont	4,010,990	3,362,225	648,765	331,676	51.1%	0	0	294,776	45.4%	65,301	10.1%	5,750	0.9%	223,725	34.5%
Knights of Columbus Council 1575	Fairmont	106,359	73,646	32,713	6,001	18.3%	0	0	24,858	76.0%	21,227	64.9%	0	0.0%	3,631	11.1%
American Legion Post 43	Faribault	771,475	619,029	152,446	65,205	42.8%	0	500	71,154	46.7%	33,119	21.7%	16,211	10.6%	21,824	14.3%
Bethlehem Academy	Faribault	826,624	651,052	175,572	100,339	57.1%	0	600	73,159	41.7%	48,362	27.5%	2,450	1.4%	22,347	12.7%
Divine Mercy Catholic School	Faribault	960,424	778,782	181,642	70,906	39.0%	0	0	110,735	61.0%	79,173	43.6%	1,940	1.1%	29,622	16.3%
Eagles Aerie 1460	Faribault	939,340	717,158	222,182	158,846	71.5%	0	550	74,939	33.7%	30,613	13.8%	19,487	8.8%	24,839	11.2%
Elks Lodge 1166	Faribault	837,984	647,521	190,463	94,683	49.7%	0	1,100	80,845	42.4%	48,322	25.4%	6,340	3.3%	26,183	13.7%
Faribault Hockey Assoc	Faribault	352,490	235,041	117,449	36,331	30.9%	0	0	72,535	61.8%	61,360	52.2%	0	0.0%	11,174	9.5%
Knights of Columbus Council 889	Faribault	400,277	309,769	90,508	64,432	71.2%	0	10,053	28,099	31.0%	16,024	17.7%	2,450	2.7%	9,625	10.6%
Moose Lodge 2098	Faribault	506,548	395,423	111,125	57,691	51.9%	0	4,732	44,025	39.6%	23,359	21.0%	8,584	7.7%	12,082	10.9%
River Bend Nature Center	Faribault	733,130	581,758	151,372	64,934	42.9%	0	0	91,455	60.4%	70,285	46.4%	2,550	1.7%	18,620	12.3%
American Legion Post 189	Farmington	1,521,465	1,252,328	269,137	124,622	46.3%	0	(1,213)	158,837	59.0%	15,722	5.8%	74,930	27.8%	68,185	25.3%
Eagles Aerie 4031	Farmington	1,499,766	1,230,686	269,080	103,719	38.5%	0	39,600	132,124	49.1%	45,045	16.7%	21,469	8.0%	65,610	24.4%
Farmington Youth Hockey Associati	Farmington	1,695,984	1,444,924	251,060	114,017	45.4%	0	0	160,462	63.9%	76,000	30.3%	2,600	1.0%	81,862	32.6%
VFW Post 7662	Farmington	380,721	297,150	83,571	56,134	67.2%	(4,918)	0	39,970	47.8%	16,478	19.7%	15,178	18.2%	8,314	9.9%
American Legion Post 30	Fergus Falls	2,252,622	1,791,328	461,295	258,067	55.9%	0	0	203,228	44.1%	63,302	13.7%	34,423	7.5%	105,503	22.9%
Eagles Aerie 2339	Fergus Falls	2,139,962	1,824,491	315,471	140,296	44.5%	0	650	154,811	49.1%	34,996	11.1%	10,101	3.2%	109,714	34.8%
Fergus Falls Hockey Assoc	Fergus Falls	1,274,257	1,009,861	264,396	187,849	71.0%	0	0	82,770	31.3%	32,708	12.4%	0	0.0%	50,062	18.9%
VFW Post 612	Fergus Falls	1,983,756	1,593,408	390,348	239,956	61.5%	0	2,200	155,831	39.9%	42,918	11.0%	17,033	4.4%	95,879	24.6%
Fertile Firemens Relief Assoc	Fertile	990,546	867,348	123,198	53,527	43.4%	0	0	85,239	69.2%	47,810	38.8%	3,350	2.7%	34,079	27.7%
Fifty Lakes Fire Relief Assoc	Fifty Lakes	598,875	500,999	97,876	43,519	44.5%	0	0	54,436	55.6%	39,950	40.8%	2,300	2.3%	12,186	12.5%
Finlayson Lions Club	Finlayson	316,116	258,865	57,251	28,311	49.5%	(17)	0	31,610	55.2%	23,607	41.2%	2,150	3.8%	5,852	10.2%
American Legion Post 242	Fisher	341,974	285,976	55,998	28,464	50.8%	0	0	29,444	52.6%	15,300	27.3%	6,814	12.2%	7,330	13.1%
American Legion Post 136	Flensburg	267,765	230,453	37,312	24,088	64.6%	0	0	18,636	49.9%	9,764	26.2%	3,706	9.9%	5,166	13.8%
Floodwood Business & Community	Floodwood	147,807	115,076	32,731	16,551	50.6%	0	0	7,116	21.7%	1,168	3.6%	0	0.0%	5,948	18.2%
American Legion Post 298	Foley	348,271	274,484	73,787	27,363	37.1%	0	20,000	58,492	79.3%	29,693	40.2%	21,046	28.5%	7,753	10.5%
Church of St. Lawrence	Foley	1,195,645	992,844	202,801	86,620	42.7%	0	0	119,088	58.7%	67,908	33.5%	0	0.0%	51,180	25.2%
Foley Lions Club	Foley	588,019	470,950	117,069	74,383	63.5%	(7,160)	0	50,545	43.2%	39,732	33.9%	2,200	1.9%	8,613	7.4%
Gilman Park & Recreation Assoc	Foley	118,081	92,256	25,825	19,100	74.0%	0	0	10,535	40.8%	7,088	27.4%	600	2.3%	2,847	11.0%
American Legion Post 225	Forest Lake	1,182,928	886,912	296,016	173,041	58.5%	0	3,250	146,006	49.3%	33,071	11.2%	78,669	26.6%	34,266	11.6%
Forest Lake Athletic Assoc	Forest Lake	4,232,382	3,299,281	933,101	443,054	47.5%	0	0	452,689	48.5%	188,546	20.2%	3,750	0.4%	260,393	27.9%
Lions Club of Forest Lake	Forest Lake	189,035	139,569	49,466	32,651	66.0%	0	0	15,944	32.2%	9,040	18.3%	1,310	2.6%	5,594	11.3%
VFW Post 4210	Forest Lake	1,093,737	870,499	223,238	126,082	56.5%	0	0	108,111	48.4%	25,279	11.3%	40,631	18.2%	42,201	18.9%
Voiture 44 40/8	Forest Lake	279,084	209,251	69,833	51,641	73.9%	0	0	27,989	40.1%	18,012	25.8%	3,465	5.0%	6,512	9.3%
Foreston Firemens Relief Assoc	Foreston	541,844	439,939	101,905	54,478	53.5%	0	0	44,743	43.9%	31,680	31.1%	2,201	2.2%	10,862	10.7%
North Country Trail Busters	Fort Ripley	292,922	236,692	56,230	33,338	59.3%	0	3,000	22,340	39.7%	11,510	20.5%	5,826	10.4%	5,004	8.9%
St. Mathias Parks & Recreation	Fort Ripley	271,746	222,299	49,447	29,413	59.5%	0	0	22,597	45.7%	15,528	31.4%	2,000	4.0%	5,069	10.3%
Fosston Firemens Relief Associatio	Fosston	780,787	677,964	102,823	60,817	59.1%	(1,060)	0	47,372	46.1%	23,414	22.8%	1,664	1.6%	22,294	21.7%
Fountain Firefighters Relief Assoc	Fountain	718,341	600,578	117,763	53,907	45.8%	0	0	54,353	46.2%	35,625	30.3%	825	0.7%	17,903	15.2%
Franklin Fire Relief Assoc	Franklin	157,718	130,001	27,717	10,938	39.5%	0	0	19,562	70.6%	15,000	54.1%	1,027	3.7%	3,535	12.8%
Franklin Lions Club	Franklin	179,278	150,893	28,385	14,527	51.2%	0	0	11,391	40.1%	8,000	28.2%	0	0.0%	3,391	11.9%
Frazee Lions Club	Frazee	536,123	417,743	118,380	78,053	65.9%	0	0	29,718	25.1%	16,450	13.9%	1,350	1.1%	11,918	10.1%
Freeport Lions Club	Freeport	886,710	732,132	154,578	63,099	40.8%	0	0	88,606	57.3%	61,322	39.7%	1,750	1.1%	25,534	16.5%
St. Rosa Jaycees	Freeport	536,043	439,685	96,358	42,394	44.0%	0	0	57,258	59.4%	46,323	48.1%	1,625	1.7%	9,310	9.7%
Knights of Columbus Council 4381	Fridley	913,315	751,726	161,589	113,777	70.4%	0	2,400	65,687	40.7%	18,487	11.4%	25,884	16.0%	21,316	13.2%
Totino Grace High School	Fridley	1,004,750	823,220	181,530	96,505	53.2%	0	0	65,298	36.0%	25,600	14.1%	1,200	0.7%	38,498	21.2%

Organization	City	Gross Receipts	Prizes	Net Receipts	Allowable Expenses		Excess Exp Reimb	Capital Assets Improvements	Lawful Purpose		Lawful Purpose		Lawful Purpose		Lawful Purpose	
					AE total	Percent			Total	Percent	Charitable	Percent	Other	Percent	Taxes/Fee	Percent
VFW Post 363	Fridley	2,324,026	1,895,042	428,984	248,042	57.8%	0	0	211,045	49.2%	27,998	6.5%	67,129	15.6%	115,918	27.0%
Frontenac Sportsman Club	Frontenac	241,551	193,362	48,188	26,141	54.2%	0	0	20,975	43.5%	16,456	34.1%	0	0.0%	4,519	9.4%
American Legion Post 318	Fulda	303,011	244,750	58,261	38,132	65.4%	0	0	26,582	45.6%	17,809	30.6%	1,950	3.3%	6,823	11.7%
Garfield Fire Department Relief Ass	Garfield	537,327	428,158	109,169	45,205	41.4%	0	0	71,611	65.6%	56,955	52.2%	1,618	1.5%	13,038	11.9%
Garrison Commercial Club	Garrison	1,287,762	1,065,022	222,740	99,679	44.8%	0	3,140	127,136	57.1%	61,226	27.5%	0	0.0%	65,911	29.6%
Garrison Lions Club	Garrison	684,874	532,723	152,151	89,166	58.6%	0	0	62,084	40.8%	43,653	28.7%	2,950	1.9%	15,481	10.2%
Garrison Vol Fire Dept Relief Assoc	Garrison	398,453	320,381	78,072	39,455	50.5%	0	0	58,826	75.3%	47,000	60.2%	1,600	2.0%	10,226	13.1%
VFW Post 1816	Garrison	1,062,821	859,619	203,202	106,733	52.5%	0	0	99,584	49.0%	50,489	24.8%	18,130	8.9%	30,966	15.2%
American Legion Post 505	Gary	127,884	108,002	19,882	12,813	64.4%	0	0	7,688	38.7%	0	0.0%	4,649	23.4%	3,039	15.3%
American Legion Post 433	Gaylord	390,561	321,228	69,333	27,083	39.1%	0	9,790	35,186	50.7%	11,368	16.4%	14,423	20.8%	9,395	13.6%
Gaylord Fire Dept Relief Assoc	Gaylord	652,819	528,125	124,694	50,009	40.1%	0	0	93,153	74.7%	74,450	59.7%	3,408	2.7%	15,295	12.3%
Gaylord Game Protective League	Gaylord	267,488	221,526	45,962	23,891	52.0%	0	0	8,701	18.9%	1,700	3.7%	0	0.0%	7,001	15.2%
Geneva Fire Fighters' Relief Associ	Geneva	745,119	597,522	147,597	106,926	72.4%	(24,733)	0	64,993	44.0%	45,600	30.9%	4,650	3.2%	14,743	10.0%
Gibbon Lions Club	Gibbon	326,166	258,839	67,327	28,071	41.7%	0	0	31,783	47.2%	20,684	30.7%	3,780	5.6%	7,319	10.9%
Gilbert Fire Department Relief Asso	Gilbert	887,731	779,280	108,451	67,308	62.1%	(7,290)	0	47,675	44.0%	18,222	16.8%	1,550	1.4%	27,903	25.7%
Crow River Sno Pros	Glencoe	1,072,640	886,391	186,249	63,889	34.3%	0	0	106,618	57.2%	63,850	34.3%	2,500	1.3%	40,268	21.6%
Glencoe Lions Club	Glencoe	929,921	744,470	185,451	95,021	51.2%	0	0	104,935	56.6%	80,846	43.6%	0	0.0%	24,089	13.0%
VFW Post 5102	Glencoe	399,914	322,946	76,968	42,303	55.0%	0	0	44,772	58.2%	12,860	16.7%	21,806	28.3%	10,106	13.1%
American Legion Post 264	Glenville	315,815	253,906	61,909	28,366	45.8%	0	8,384	30,470	49.2%	20,045	32.4%	2,266	3.7%	8,159	13.2%
Glenville Community Recreation Co	Glenville	71,104	55,300	15,804	16,636	105.3%	0	0	6,131	38.8%	2,700	17.1%	0	0.0%	3,431	21.7%
American Legion Post 187	Glenwood	530,813	433,453	97,361	56,197	57.7%	0	0	45,614	46.9%	33,118	34.0%	2,498	2.6%	9,998	10.3%
Farmers Sportsmans League of Ter	Glenwood	319,772	262,729	57,043	28,306	49.6%	0	0	27,169	47.6%	18,660	32.7%	1,995	3.5%	6,513	11.4%
Glenwood Fire Dept Relief Assoc	Glenwood	1,273,289	1,057,161	216,128	117,062	54.2%	0	0	118,678	54.9%	58,032	26.9%	3,400	1.6%	57,246	26.5%
American Legion Post 523	Golden Valley	2,252,145	1,950,633	301,512	145,825	48.4%	0	0	163,092	54.1%	8,035	2.7%	33,347	11.1%	121,710	40.4%
VFW Post 7051	Golden Valley	3,331,201	2,751,808	579,393	278,927	48.1%	0	5,000	335,850	58.0%	50,018	8.6%	75,221	13.0%	210,612	36.4%
American Legion Post 304	Gonvick	34,120	23,863	10,257	5,488	53.5%	0	0	5,383	52.5%	512	5.0%	3,721	36.3%	1,150	11.2%
Diamond Jubilee Gonvick	Gonvick	251,892	200,159	51,733	29,295	56.6%	0	0	23,724	45.9%	9,516	18.4%	3,000	5.8%	11,208	21.7%
Lions Gonvick Club	Gonvick	205,536	166,239	39,297	19,894	50.6%	0	0	30,278	77.0%	24,786	63.1%	1,500	3.8%	3,992	10.2%
Good Thunder Fire Dept Relief Ass	Good Thunder	458,018	378,082	79,936	36,696	45.9%	0	0	55,686	69.7%	43,173	54.0%	4,300	5.4%	8,213	10.3%
Goodhue Lions Club	Goodhue	357,384	290,216	67,168	31,995	47.6%	0	0	32,752	48.8%	24,585	36.6%	0	0.0%	8,167	12.2%
Goodridge Area Development	Goodridge	246,203	200,741	45,462	25,359	55.8%	0	0	19,097	42.0%	13,309	29.3%	1,200	2.6%	4,588	10.1%
Elks Lodge 327	Goodview	353,532	278,972	74,560	30,976	41.5%	0	738	41,645	55.9%	8,748	11.7%	24,623	33.0%	8,274	11.1%
American Legion Post 60	Grand Rapids	853,561	711,109	142,452	80,931	56.8%	0	0	71,229	50.0%	30,414	21.4%	13,761	9.7%	27,054	19.0%
Eagles Aerie 2469	Grand Rapids	2,612,157	2,153,457	458,699	180,645	39.4%	0	14,695	224,331	48.9%	68,910	15.0%	19,307	4.2%	136,114	29.7%
Grand Rapids Amateur Hockey Ass	Grand Rapids	1,531,058	1,182,414	348,644	213,841	61.3%	0	0	143,618	41.2%	63,805	18.3%	4,600	1.3%	75,213	21.6%
Itasca Drift Skippers Snowmobile C	Grand Rapids	407,010	320,028	86,982	40,689	46.8%	0	0	44,133	50.7%	36,591	42.1%	1,500	1.7%	6,042	6.9%
Moose Lodge 2023	Grand Rapids	508,687	436,469	72,218	50,260	69.6%	0	0	26,291	36.4%	3,635	5.0%	13,197	18.3%	9,459	13.1%
VFW Post 1720	Grand Rapids	534,237	433,262	100,975	63,692	63.1%	(8,804)	0	47,812	47.3%	15,650	15.5%	20,507	20.3%	11,655	11.5%
Grandy Lions Club	Grandy	396,187	317,051	79,136	50,069	63.3%	0	0	26,970	34.1%	17,333	21.9%	2,300	2.9%	7,337	9.3%
American Legion Post 69	Granite Falls	221,534	189,498	32,036	16,414	51.2%	0	0	14,790	46.2%	6,729	21.0%	2,534	7.9%	5,527	17.3%
Knights of Columbus Council 6731	Granite Falls	258,285	202,911	55,374	24,246	43.8%	0	0	37,007	66.8%	25,981	46.9%	3,475	6.3%	7,551	13.6%
American Legion Post 408	Green Isle	192,957	159,835	33,122	16,694	50.4%	0	0	18,678	56.4%	13,097	39.5%	1,325	4.0%	4,257	12.9%
Green Isle Firemens Relief Assoc	Green Isle	288,131	235,142	52,989	26,586	50.2%	0	0	25,689	48.5%	17,064	32.2%	3,700	7.0%	4,924	9.3%
American Legion Post 88	Greenbush	527,025	423,306	103,719	53,059	51.2%	0	0	41,244	39.8%	19,191	18.5%	10,097	9.7%	11,956	11.5%
Greenwald Community Recreation C	Greenwald	367,727	301,909	65,818	24,669	37.5%	0	0	39,103	59.4%	29,751	45.2%	1,400	2.1%	7,952	12.1%
Grey Eagle Burtrum Lions Club	Grey Eagle	913,745	736,239	177,506	77,141	43.5%	0	0	102,227	57.6%	71,426	40.2%	2,410	1.4%	28,391	16.0%
Grygla Gatzke Jaycees	Grygla	271,750	217,501	54,249	24,314	44.8%	0	0	29,620	54.6%	20,502	37.8%	2,350	4.3%	6,768	12.5%

Organization	City	Gross Receipts	Prizes	Net Receipts	Allowable Expenses		Excess Exp Reimb	Capital Assets Improvements	Lawful Purpose		Lawful Purpose		Lawful Purpose		Lawful Purpose	
					AE total	Percent			Total	Percent	Charitable	Percent	Other	Percent	Taxes/Fee	Percent
Grygla Lions Club	Grygla	195,210	167,759	27,451	16,856	61.4%	0	0	14,635	53.3%	8,525	31.1%	1,100	4.0%	5,010	18.2%
American Legion Post 202	Hackensack	1,118,577	947,533	171,045	98,097	57.4%	0	0	69,174	40.4%	19,951	11.7%	6,386	3.7%	42,838	25.0%
Hackensack Fire Department	Hackensack	376,524	325,159	51,365	29,632	57.7%	0	0	21,338	41.5%	12,000	23.4%	2,052	4.0%	7,286	14.2%
Hackensack Lions Club	Hackensack	572,171	508,111	64,060	32,552	50.8%	0	0	36,721	57.3%	22,995	35.9%	1,600	2.5%	12,126	18.9%
Hadley Lions Club	Hadley	99,654	80,509	19,145	10,653	55.6%	0	500	8,034	42.0%	4,762	24.9%	776	4.1%	2,496	13.0%
Eagles Aerie 2617	Hallock	87,923	71,383	16,540	10,157	61.4%	(38)	0	6,959	42.1%	5,125	31.0%	0	0.0%	1,834	11.1%
Halstad Firemens Benefit Assoc	Halstad	376,408	310,174	66,234	30,074	45.4%	0	0	38,280	57.8%	27,000	40.8%	3,700	5.6%	7,580	11.4%
Chamber of Commerce Ham Lake	Ham Lake	1,628,129	1,319,655	308,474	150,205	48.7%	0	0	157,337	51.0%	72,288	23.4%	3,075	1.0%	81,974	26.6%
Ham Lake Lions Club	Ham Lake	637,684	524,542	113,142	59,991	53.0%	0	0	46,852	41.4%	27,819	24.6%	3,095	2.7%	15,938	14.1%
VFW Post 10796	Ham Lake	1,266,067	1,034,744	231,323	110,024	47.6%	0	0	124,709	53.9%	33,514	14.5%	41,871	18.1%	49,324	21.3%
Hamburg Fire Dept Relief Assoc	Hamburg	206,055	157,844	48,211	19,567	40.6%	0	0	32,225	66.8%	26,429	54.8%	1,600	3.3%	4,195	8.7%
Hamel Lions Club	Hamel	944,095	754,806	189,289	107,233	56.7%	0	0	62,831	33.2%	27,897	14.7%	3,500	1.8%	31,434	16.6%
Hamel Vol Fire Relief Assoc	Hamel	563,921	469,777	94,144	46,678	49.6%	0	0	50,678	53.8%	35,450	37.7%	3,225	3.4%	12,003	12.7%
Hancock Firemen's Relief Assoc	Hancock	265,020	214,918	50,102	25,730	51.4%	0	0	21,322	42.6%	12,700	25.3%	2,600	5.2%	6,022	12.0%
Hanley Falls Firemens Relief Assoc	Hanley Falls	133,418	108,851	24,567	15,745	64.1%	0	0	10,641	43.3%	6,361	25.9%	1,720	7.0%	2,560	10.4%
Hanover Athletic Assoc	Hanover	6,873,841	5,810,052	1,063,789	399,374	37.5%	0	0	629,897	59.2%	180,760	17.0%	4,325	0.4%	444,812	41.8%
Hanover Lions Club	Hanover	2,070,450	1,759,664	310,786	181,653	58.4%	0	0	129,546	41.7%	19,389	6.2%	3,375	1.1%	106,782	34.4%
Hanska Baseball Assoc	Hanska	152,304	117,488	34,816	15,180	43.6%	0	0	16,649	47.8%	9,890	28.4%	3,094	8.9%	3,665	10.5%
American Legion Post 478	Hardwick	367,344	302,627	64,717	22,947	35.5%	0	0	25,383	39.2%	11,223	17.3%	4,902	7.6%	9,258	14.3%
Harmony Fire Relief Assoc	Harmony	323,929	266,513	57,416	32,605	56.8%	0	0	33,194	57.8%	22,934	39.9%	3,470	6.0%	6,789	11.8%
American Legion Post 47	Hastings	579,272	480,167	99,105	52,170	52.6%	0	7,339	39,071	39.4%	3,701	3.7%	21,867	22.1%	13,503	13.6%
Hastings Lions Club	Hastings	796,508	652,710	143,798	106,158	73.8%	0	0	39,487	27.5%	15,834	11.0%	2,660	1.8%	20,993	14.6%
Knights of Columbus Council 1600	Hastings	27,741	21,367	6,378	825	12.9%	0	0	9,403	147.4%	2,450	38.4%	5,775	90.6%	1,178	18.5%
VFW Post 1210	Hastings	659,706	550,926	108,780	63,337	58.2%	0	0	45,007	41.4%	4,709	4.3%	23,112	21.2%	17,186	15.8%
Hawley Firemens Relief Assoc	Hawley	554,630	463,327	91,303	54,552	59.7%	0	0	47,690	52.2%	33,084	36.2%	3,075	3.4%	11,531	12.6%
American Legion Post 330	Hayfield	298,093	238,972	59,121	29,434	49.8%	0	0	30,598	51.8%	12,207	20.6%	11,966	20.2%	6,425	10.9%
Hayfield Commercial Club	Hayfield	470,212	396,527	73,685	31,239	42.4%	0	0	44,669	60.6%	33,375	45.3%	3,700	5.0%	7,594	10.3%
Hayfield Fire Relief Assoc	Hayfield	376,758	302,854	73,904	30,980	41.9%	0	0	33,970	46.0%	23,860	32.3%	1,710	2.3%	8,400	11.4%
Hayward Fire Department Relief As	Hayward	267,362	210,607	56,755	27,168	47.9%	0	0	29,531	52.0%	20,913	36.8%	1,775	3.1%	6,843	12.1%
American Legion Post 135	Hector	66,560	52,757	13,803	9,852	71.4%	0	0	5,818	42.1%	4,276	31.0%	0	0.0%	1,542	11.2%
Hector Volunteer Fire Dept	Hector	278,706	219,120	59,586	30,057	50.4%	0	0	29,222	49.0%	18,767	31.5%	4,126	6.9%	6,329	10.6%
Henderson Fire Dept Relief Assoc	Henderson	458,565	384,107	74,458	27,933	37.5%	0	0	49,540	66.5%	35,959	48.3%	4,660	6.3%	8,921	12.0%
Henderson Lions Club	Henderson	105,933	80,732	25,201	12,313	48.9%	0	0	14,020	55.6%	10,618	42.1%	850	3.4%	2,552	10.1%
Hendrum Firemens Relief Associati	Hendrum	29,044	24,208	4,836	1,681	34.8%	0	0	766	15.8%	0	0.0%	0	0.0%	766	15.8%
Henning Lions Club	Henning	190,955	160,005	30,950	22,609	73.1%	0	0	22,968	74.2%	17,999	58.2%	900	2.9%	4,069	13.1%
Herman Development Corp	Herman	278,162	229,198	48,964	24,769	50.6%	0	0	24,428	49.9%	16,910	34.5%	1,500	3.1%	6,019	12.3%
Hermantown Amateur Hockey Asso	Hermantown	1,863,323	1,575,520	287,803	140,231	48.7%	0	0	152,503	53.0%	48,863	17.0%	4,425	1.5%	99,215	34.5%
Amvets Post 12 Hibbing	Hibbing	1,045,211	861,748	183,463	115,531	63.0%	0	0	93,095	50.7%	47,010	25.6%	3,851	2.1%	42,234	23.0%
Hibbing Youth Hockey Assoc	Hibbing	1,067,625	885,592	182,033	95,045	52.2%	0	0	81,450	44.7%	40,178	22.1%	2,500	1.4%	38,772	21.3%
Municipal Athletic Association	Hibbing	609,429	517,392	92,037	52,655	57.2%	0	0	56,410	61.3%	40,816	44.3%	2,500	2.7%	13,094	14.2%
VFW Post 8510 Aux	Hibbing	2,005,705	1,675,337	330,368	175,207	53.0%	0	0	152,920	46.3%	47,362	14.3%	0	0.0%	105,559	32.0%
Hill City Firemens Relief Assoc	Hill City	536,064	453,861	82,203	35,935	43.7%	0	0	58,987	71.8%	47,683	58.0%	0	0.0%	11,304	13.8%
Hill City Lions Club	Hill City	495,451	413,956	81,495	30,934	38.0%	0	0	52,298	64.2%	39,880	48.9%	2,700	3.3%	9,718	11.9%
Moose Willow Sportsmans Club	Hill City	691,810	609,391	82,419	45,306	55.0%	0	0	32,681	39.7%	13,696	16.6%	2,550	3.1%	16,435	19.9%
American Legion Post 602	Hillman	440,810	347,707	93,103	47,831	51.4%	0	0	44,428	47.7%	24,023	25.8%	11,156	12.0%	9,249	9.9%
Harding Lastrup Snodusters Snowm	Hillman	591,079	487,673	103,406	47,946	46.4%	0	0	55,735	53.9%	43,354	41.9%	1,975	1.9%	10,406	10.1%
Holy Family Church Hillman	Hillman	77,441	47,356	30,085	2,629	8.7%	0	0	24,201	80.4%	21,500	71.5%	0	0.0%	2,701	9.0%

Organization	City	Gross Receipts	Prizes	Net Receipts	Allowable Expenses		Excess Exp Reimb	Capital Assets Improvements	Lawful Purpose		Lawful Purpose		Lawful Purpose		Lawful Purpose	
					AE total	Percent			Total	Percent	Charitable	Percent	Other	Percent	Taxes/Fee	Percent
Lake Sullivan Assoc	Hillman	536,436	426,743	109,693	67,392	61.4%	0	0	52,362	47.7%	37,602	34.3%	1,900	1.7%	12,860	11.7%
Long Lake Homeowners Assn Inc	Hillman	534,286	445,229	89,057	42,455	47.7%	0	0	33,325	37.4%	18,012	20.2%	1,975	2.2%	13,338	15.0%
Hinckley Lions Club	Hinckley	1,421,588	1,204,996	216,592	116,428	53.8%	0	0	116,302	53.7%	48,655	22.5%	2,500	1.2%	65,147	30.1%
Hitterdal Lions Club	Hitterdal	490,413	431,365	59,048	27,598	46.7%	0	0	27,851	47.2%	16,733	28.3%	1,650	2.8%	9,468	16.0%
Hoffman Lions Club	Hoffman	92,319	74,280	18,039	8,064	44.7%	0	0	9,370	51.9%	5,000	27.7%	650	3.6%	3,720	20.6%
Hoffman Senior Citizen's Club Inc.	Hoffman	59,795	41,002	18,793	4,812	25.6%	0	0	12,579	66.9%	10,025	53.3%	0	0.0%	2,554	13.6%
American Legion Post 211	Holdingsford	411,300	334,298	77,002	28,828	37.4%	0	0	46,132	59.9%	29,624	38.5%	6,929	9.0%	9,579	12.4%
Holdingsford Fire Dept Relief Assoc	Holdingsford	304,382	251,966	52,416	20,418	39.0%	0	0	27,195	51.9%	19,765	37.7%	750	1.4%	6,680	12.7%
Holdingsford Sno Flyers	Holdingsford	502,426	418,031	84,395	44,739	53.0%	0	0	41,656	49.4%	28,807	34.1%	1,550	1.8%	11,299	13.4%
Husker Athletic Booster Club	Holdingsford	567,939	467,285	100,654	44,666	44.4%	0	0	74,905	74.4%	59,368	59.0%	1,400	1.4%	14,137	14.0%
Opole Baseball Club & Recreation A	Holdingsford	250,515	208,114	42,401	23,513	55.5%	0	1,620	18,212	43.0%	11,834	27.9%	1,950	4.6%	4,428	10.4%
Maple Island Park Association	Hollandale	517,337	403,993	113,344	67,106	59.2%	0	0	48,105	42.4%	34,664	30.6%	5,100	4.5%	8,341	7.4%
Holloway Rod and Gun Club	Holloway	358,752	296,643	62,109	30,717	49.5%	0	0	34,345	55.3%	27,014	43.5%	850	1.4%	6,481	10.4%
Steele County Snowmobile Trail Ass	Hope	351,829	277,279	74,550	38,745	52.0%	0	7,340	17,240	23.1%	4,066	5.5%	1,782	2.4%	11,392	15.3%
American Legion Post 320	Hopkins	2,089,316	1,799,126	290,190	148,330	51.1%	0	0	178,928	61.7%	13,506	4.7%	54,206	18.7%	111,216	38.3%
Elks Lodge 2221	Hopkins	341,591	279,226	62,365	42,803	68.6%	0	0	22,114	35.5%	1,125	1.8%	7,901	12.7%	13,088	21.0%
Hopkins Jaycees	Hopkins	4,853,116	4,053,727	799,389	503,467	63.0%	0	300	267,198	33.4%	13,051	1.6%	4,000	0.5%	250,147	31.3%
Hopkins Raspberry Festival Assoc	Hopkins	2,549,300	2,058,681	490,619	250,255	51.0%	0	0	233,373	47.6%	94,504	19.3%	0	0.0%	138,869	28.3%
Hopkins Youth Hockey Association	Hopkins	1,032,071	865,033	167,038	106,962	64.0%	(11,302)	0	68,487	41.0%	29,300	17.5%	4,000	2.4%	35,187	21.1%
VFW Post 425	Hopkins	3,111,765	2,585,884	525,881	242,875	46.2%	0	0	267,450	50.9%	35,729	6.8%	61,928	11.8%	169,793	32.3%
American Legion Post 423	Houston	246,302	196,706	49,596	22,066	44.5%	0	421	25,260	50.9%	8,856	17.9%	10,841	21.9%	5,563	11.2%
Houston Chamber Of Commerce	Houston	202,043	163,894	38,149	17,880	46.9%	0	0	19,857	52.1%	15,616	40.9%	0	0.0%	4,241	11.1%
American Legion Post 145	Howard Lake	542,654	447,351	95,303	39,652	41.6%	0	0	46,060	48.3%	6,602	6.9%	26,037	27.3%	13,421	14.1%
Howard Lake Lions Club	Howard Lake	328,212	266,153	62,059	50,387	81.2%	0	0	16,153	26.0%	7,550	12.2%	1,500	2.4%	7,103	11.4%
Hoyt Lakes Chamber of Commerce	Hoyt Lakes	1,239,026	1,092,026	147,000	58,676	39.9%	0	0	90,619	61.6%	28,623	19.5%	1,350	0.9%	60,646	41.3%
VFW Post 8144	Hoyt Lakes	270,086	224,988	45,098	38,754	85.9%	0	0	14,396	31.9%	5,012	11.1%	2,911	6.5%	6,473	14.4%
American Legion Post 620	Hugo	1,181,159	960,981	220,178	129,781	58.9%	0	24,000	80,469	36.5%	19,680	8.9%	18,805	8.5%	41,984	19.1%
Dead Broke Saddle Club	Hugo	2,834,963	2,334,204	500,759	243,699	48.7%	0	11,213	275,951	55.1%	108,223	21.6%	3,400	0.7%	164,328	32.8%
White Bear Lake Basketball Assoc	Hugo	2,038,455	1,641,720	396,735	198,777	50.1%	0	0	168,644	42.5%	49,062	12.4%	4,000	1.0%	115,582	29.1%
American Legion Post 96	Hutchinson	936,464	741,722	194,742	105,700	54.3%	0	14,955	82,278	42.2%	11,335	5.8%	41,713	21.4%	29,231	15.0%
Brownnton Lions Club	Hutchinson	250,795	197,351	53,444	27,634	51.7%	0	0	23,438	43.9%	15,071	28.2%	1,700	3.2%	6,667	12.5%
Elks Lodge 2427	Hutchinson	453,116	366,063	87,053	54,881	63.0%	0	18,240	27,873	32.0%	9,300	10.7%	3,900	4.5%	14,672	16.9%
VFW Post 906	Hutchinson	1,108,541	862,112	246,429	145,398	59.0%	0	0	108,697	44.1%	16,282	6.6%	59,764	24.3%	32,651	13.2%
Voiture 414 40/8	Hutchinson	427,899	344,242	83,657	46,073	55.1%	0	0	53,537	64.0%	38,648	46.2%	4,250	5.1%	10,639	12.7%
Wildlife Habitat Conservation Societ	Hutchinson	1,118,266	950,431	167,835	71,929	42.9%	0	0	95,825	57.1%	53,000	31.6%	1,780	1.1%	41,045	24.5%
Wrestling Hutchinson Hutch Club	Hutchinson	474,360	388,294	86,066	37,843	44.0%	0	0	38,290	44.5%	23,489	27.3%	2,775	3.2%	12,026	14.0%
Church of St. Thomas Aquinas Inter	International Falls	56,888	38,574	18,314	844	4.6%	0	0	14,297	78.1%	12,765	69.7%	0	0.0%	1,532	8.4%
International Falls Recreation Hocke	International Falls	499,127	420,858	78,269	46,952	60.0%	0	0	31,488	40.2%	22,905	29.3%	0	0.0%	8,583	11.0%
International Voyageurs Snowmobil	International Falls	669,197	562,088	107,109	61,486	57.4%	0	22,722	17,666	16.5%	0	0.0%	2,805	2.6%	14,861	13.9%
Koochiching County Senior Center	International Falls	25,189	18,037	7,152	2,668	37.3%	0	0	3,883	54.3%	3,000	41.9%	0	0.0%	883	12.3%
Moose Lodge 1259	International Falls	369,238	314,836	54,402	30,101	55.3%	0	0	42,151	77.5%	29,521	54.3%	5,583	10.3%	7,047	13.0%
Rainy Lake Sportfishing Club	International Falls	492,803	408,643	84,160	47,805	56.8%	(131)	0	46,957	55.8%	33,944	40.3%	2,250	2.7%	10,763	12.8%
VFW Post 2948	International Falls	1,311,319	1,056,058	255,260	138,613	54.3%	0	0	112,706	44.2%	37,182	14.6%	18,022	7.1%	57,501	22.5%
American Legion Post 424	Inver Grove Heights	1,341,734	1,072,592	269,142	138,007	51.3%	0	2,000	151,266	56.2%	90,971	33.8%	3,880	1.4%	56,414	21.0%
Climb Inc	Inver Grove Heights	14,586,417	11,687,921	2,898,497	1,492,573	51.5%	0	0	1,481,254	51.1%	541,792	18.7%	0	0.0%	939,462	32.4%
Fraternal Order of Police Minn Lodg	Inver Grove Heights	1,384,288	1,156,772	227,516	129,040	56.7%	0	0	107,686	47.3%	37,366	16.4%	6,965	3.1%	63,355	27.8%
Inver Grove Heights Hockey Associ	Inver Grove Heights	1,433,241	1,074,341	358,900	167,365	46.6%	0	0	170,514	47.5%	100,310	27.9%	5,800	1.6%	64,404	17.9%



Organization	City	Gross Receipts	Prizes	Net Receipts	Allowable Expenses		Excess Exp Reimb	Capital Assets Improvements	Lawful Purpose		Lawful Purpose		Lawful Purpose		Lawful Purpose	
					AE total	Percent			Total	Percent	Charitable	Percent	Other	Percent	Taxes/Fee	Percent
Inver Grove Heights Soccer Assoc	Inver Grove Heights	417,103	333,954	83,149	40,602	48.8%	0	0	33,331	40.1%	23,873	28.7%	600	0.7%	8,858	10.7%
American Legion Post 443	Ironton	900,371	739,082	161,289	86,395	53.6%	0	2,203	87,067	54.0%	41,914	26.0%	18,520	11.5%	26,633	16.5%
Crosby Ironton Quarterback Club	Ironton	759,307	641,431	117,875	62,926	53.4%	0	0	68,199	57.9%	41,699	35.4%	6,017	5.1%	20,483	17.4%
Ironton Fire Relief Assoc	Ironton	730,190	605,458	124,732	59,933	48.0%	0	4,061	48,809	39.1%	31,244	25.0%	0	0.0%	17,565	14.1%
Isabella Community Council	Isabella	506,302	420,691	85,611	43,999	51.4%	0	0	32,793	38.3%	18,991	22.2%	2,500	2.9%	11,302	13.2%
Cambridge Isanti Hockey Association	Isanti	1,186,682	949,415	237,268	126,417	53.3%	0	0	121,135	51.1%	68,060	28.7%	6,050	2.5%	47,025	19.8%
Isanti Lions Club	Isanti	1,245,324	989,341	255,983	124,360	48.6%	0	0	92,855	36.3%	47,920	18.7%	3,000	1.2%	41,935	16.4%
VFW Post 2735	Isanti	1,667,656	1,381,000	286,656	131,475	45.9%	0	0	173,002	60.4%	41,252	14.4%	42,530	14.8%	89,220	31.1%
Isle Lions Club	Isle	1,003,139	855,023	148,116	81,608	55.1%	0	0	71,039	48.0%	31,436	21.2%	5,640	3.8%	33,964	22.9%
Military Service Association	Isle	881,698	734,179	147,519	59,099	40.1%	0	0	88,596	60.1%	4,521	3.1%	55,237	37.4%	28,839	19.5%
Mille Lacs Drift Skippers Snowmobile Club	Isle	776,214	631,503	144,711	69,204	47.8%	0	0	73,394	50.7%	48,925	33.8%	2,975	2.1%	21,494	14.9%
VFW Post 2816	Isle	673,604	571,367	102,237	86,352	84.5%	0	0	93,801	91.7%	76,085	74.4%	5,396	5.3%	12,320	12.1%
VFW Post 2980	Ivanhoe	121,971	91,501	30,470	18,408	60.4%	0	0	8,586	28.2%	3,111	10.2%	2,065	6.8%	3,410	11.2%
American Legion Post 130	Jackson	305,856	240,962	64,894	42,369	65.3%	0	0	17,140	26.4%	5,082	7.8%	4,915	7.6%	7,143	11.0%
Janesville Area Golf Association Inc	Janesville	183,694	143,651	40,043	22,572	56.4%	0	0	17,541	43.8%	13,000	32.5%	975	2.4%	3,566	8.9%
Janesville Rotary Club	Janesville	57,378	44,161	13,217	10,499	79.4%	0	0	1,785	13.5%	-234	-1.8%	0	0.0%	2,018	15.3%
Jasper Lions Club	Jasper	49,420	36,332	13,088	9,105	69.6%	0	0	5,688	43.5%	5,246	40.1%	0	0.0%	442	3.4%
VFW Post 3839	Jenkins	904,754	706,904	197,851	109,469	55.3%	(19,258)	0	97,553	49.3%	49,356	24.9%	22,233	11.2%	25,964	13.1%
Jordan Fire Department Relief Association	Jordan	855,552	698,540	157,012	78,667	50.1%	0	0	51,573	32.8%	25,567	16.3%	2,400	1.5%	23,606	15.0%
American Legion Post 445	Karlstad	429,187	350,680	78,507	37,040	47.2%	0	0	31,796	40.5%	15,581	19.8%	6,426	8.2%	9,789	12.5%
Eagles Aerie 3486	Karlstad	191,090	159,466	31,624	15,518	49.1%	(2,552)	0	18,581	58.8%	9,020	28.5%	4,790	15.1%	4,771	15.1%
Kasota Fire Dept Relief Assoc	Kasota	439,922	361,543	78,379	37,111	47.3%	0	0	36,997	47.2%	26,316	33.6%	1,518	1.9%	9,163	11.7%
American Legion Post 333	Kasson	932,634	793,234	139,400	74,362	53.3%	0	0	77,004	55.2%	32,901	23.6%	15,333	11.0%	28,770	20.6%
American Legion Post 452	Keewatin	595,262	517,746	77,516	57,441	74.1%	0	0	25,542	33.0%	7,101	9.2%	4,580	5.9%	13,861	17.9%
Keewatin Firemens Relief Assoc	Keewatin	3,011,769	2,636,523	375,246	170,494	45.4%	0	0	208,383	55.5%	35,813	9.5%	0	0.0%	172,570	46.0%
Kellogg Firemens Relief Assoc	Kellogg	730,732	594,308	136,424	65,190	47.8%	0	0	70,895	52.0%	49,843	36.5%	3,940	2.9%	17,112	12.5%
VFW Post 3828	Kennedy	256,720	219,399	37,321	22,054	59.1%	0	0	15,870	42.5%	5,325	14.3%	4,594	12.3%	5,951	15.9%
Kensington Volunteer Firemens Relief Assoc	Kensington	490,578	402,601	87,977	41,145	46.8%	0	0	57,181	65.0%	46,159	52.5%	1,300	1.5%	9,722	11.1%
Kenyon Snowdrifters	Kenyon	182,891	149,357	33,534	23,349	69.6%	0	0	14,234	42.4%	10,921	32.6%	0	0.0%	3,313	9.9%
VFW Post 141	Kenyon	139,737	113,271	26,466	15,423	58.3%	0	0	12,762	48.2%	3,987	15.1%	5,289	20.0%	3,486	13.2%
American Legion Post 454	Kiester	300,214	245,545	54,669	40,679	74.4%	0	0	15,745	28.8%	7,205	13.2%	1,500	2.7%	7,040	12.9%
Kiester Firemans Relief Assoc	Kiester	183,136	150,733	32,404	19,106	59.0%	0	0	19,824	61.2%	16,393	50.6%	0	0.0%	3,431	10.6%
Kilkenny Firemens Relief Assoc	Kilkenny	998,320	812,608	185,712	81,404	43.8%	0	0	65,512	35.3%	24,533	13.2%	6,150	3.3%	34,829	18.8%
American Legion Post 261	Kimball	369,222	311,460	57,762	30,141	52.2%	(1,141)	0	25,516	44.2%	9,536	16.5%	5,745	9.9%	10,235	17.7%
Kimball Firemens Relief Assoc	Kimball	518,663	428,092	90,571	34,154	37.7%	0	0	54,751	60.5%	44,819	49.5%	0	0.0%	9,932	11.0%
Pearl Lake Recreation Club	Kimball	166,506	127,397	39,109	14,812	37.9%	0	0	24,697	63.1%	21,600	55.2%	0	0.0%	3,097	7.9%
St Cloud Noon Optimist Club Inc	Kimball	460,654	354,786	105,868	69,942	66.1%	0	0	33,382	31.5%	20,495	19.4%	1,758	1.7%	11,129	10.5%
Kinney Fire Relief Assoc	Kinney	676,795	567,554	109,241	47,938	43.9%	0	0	59,892	54.8%	43,000	39.4%	700	0.6%	16,192	14.8%
American Legion Post 595	La Crescent	3,269,538	2,674,327	595,211	249,983	42.0%	0	39,464	313,735	52.7%	62,261	10.5%	60,511	10.2%	190,963	32.1%
Church of Crucifixion	La Crescent	453,441	364,629	88,812	28,959	32.6%	0	0	61,458	69.2%	49,541	55.8%	3,446	3.9%	8,471	9.5%
Lancer Youth Hockey Assoc	La Crescent	737,778	612,713	125,065	52,898	42.3%	0	0	73,090	58.4%	54,013	43.2%	1,612	1.3%	17,465	14.0%
La Salle Volunteer Firefighters Relief Assoc	La Salle	286,714	245,823	40,891	18,939	46.3%	0	0	25,370	62.0%	17,210	42.1%	2,579	6.3%	5,581	13.6%
Lafayette Lions Club	Lafayette	405,871	340,270	65,601	27,907	42.5%	0	0	30,599	46.6%	20,900	31.9%	1,785	2.7%	7,914	12.1%
American Legion Post 10	Lake Benton	261,281	201,238	60,043	36,176	60.3%	0	0	22,320	37.2%	15,165	25.3%	1,595	2.7%	5,560	9.3%
Shaokatan Sportsmen Club	Lake Benton	687,017	532,229	154,788	88,344	57.1%	(1,650)	0	70,083	45.3%	53,120	34.3%	1,750	1.1%	15,213	9.8%
American Legion Post 315	Lake Bronson	442,144	372,238	69,906	32,001	45.8%	0	0	27,450	39.3%	8,563	12.2%	10,680	15.3%	8,206	11.7%
American Legion Post 110	Lake City	173,518	136,748	36,770	23,702	64.5%	(3,154)	0	9,697	26.4%	3,978	10.8%	960	2.6%	4,759	12.9%

Organization	City	Gross Receipts	Prizes	Net Receipts	Allowable Expenses		Excess Exp Reimb	Capital Assets Improvements	Lawful Purpose		Lawful Purpose		Lawful Purpose		Lawful Purpose	
					AE total	Percent			Total	Percent	Charitable	Percent	Other	Percent	Taxes/Fee	Percent
Lake City Chamber Of Commerce	Lake City	178,816	143,672	35,144	18,401	52.4%	0	0	19,136	54.5%	15,523	44.2%	1,160	3.3%	2,453	7.0%
Lake City Fire Dept Relief Associati	Lake City	114,238	89,021	25,217	14,777	58.6%	0	0	14,324	56.8%	11,723	46.5%	0	0.0%	2,601	10.3%
Lake City Lions Club	Lake City	287,335	242,382	44,953	19,720	43.9%	0	0	18,333	40.8%	11,865	26.4%	1,350	3.0%	5,118	11.4%
VFW Post 8729	Lake City	1,242,956	1,058,819	184,137	102,163	55.5%	0	8,939	77,773	42.2%	9,261	5.0%	14,796	8.0%	53,716	29.2%
American Legion Post 294	Lake Crystal	611,382	482,489	128,893	69,073	53.6%	0	0	67,063	52.0%	14,017	10.9%	35,278	27.4%	17,768	13.8%
Lake Crystal Fire Dept Relief Assoc	Lake Crystal	359,995	298,098	61,897	31,308	50.6%	(100)	0	38,545	62.3%	27,000	43.6%	3,900	6.3%	7,645	12.4%
Lake Elmo Jaycees	Lake Elmo	1,560,427	1,317,894	242,533	96,408	39.8%	0	0	167,439	69.0%	87,950	36.3%	7,475	3.1%	72,014	29.7%
Lake Lillian Civic & Commerce Assc	Lake Lillian	138,391	109,017	29,374	12,490	42.5%	0	0	15,453	52.6%	11,966	40.7%	0	0.0%	3,487	11.9%
American Legion Post 181	Lake Park	209,105	148,712	60,393	36,151	59.9%	0	0	23,771	39.4%	10,664	17.7%	5,868	9.7%	7,239	12.0%
Lake Park Vol Fire Dept	Lake Park	573,956	490,517	83,439	49,509	59.3%	0	0	37,688	45.2%	22,449	26.9%	3,155	3.8%	12,084	14.5%
American Legion Post 285	Lake Wilson	188,263	144,816	43,447	16,498	38.0%	0	0	22,278	51.3%	13,284	30.6%	5,416	12.5%	3,578	8.2%
Prairie Ecology Bus Center	Lakefield	1,477,779	1,220,136	257,643	123,004	47.7%	0	0	129,990	50.5%	61,964	24.1%	3,000	1.2%	65,026	25.2%
VFW Post 4743	Lakefield	88,116	70,871	17,245	10,342	60.0%	0	0	9,279	53.8%	3,846	22.3%	3,135	18.2%	2,298	13.3%
Knights of Columbus Council 8367	Lakeville	491,000	407,813	83,187	37,149	44.7%	0	0	40,189	48.3%	28,630	34.4%	1,940	2.3%	9,619	11.6%
Lakeville Hockey Association	Lakeville	1,438,344	1,132,785	305,559	142,305	46.6%	0	0	138,894	45.5%	66,380	21.7%	8,150	2.7%	64,364	21.1%
Lakeville Lions Club	Lakeville	1,042,629	809,430	233,199	97,370	41.8%	0	0	127,053	54.5%	83,149	35.7%	4,250	1.8%	39,654	17.0%
VFW Post 210	Lakeville	305,567	239,525	66,045	35,251	53.4%	0	0	34,248	51.9%	5,681	8.6%	21,313	32.3%	7,254	11.0%
American Legion Post 41	Lamberton	80,237	65,333	14,905	9,207	61.8%	0	0	4,907	32.9%	500	3.4%	1,712	11.5%	2,695	18.1%
Lamberton Lions Club Inc	Lamberton	141,722	115,684	26,038	15,669	60.2%	0	0	11,399	43.8%	8,791	33.8%	0	0.0%	2,608	10.0%
American Legion Post 214	Lancaster	106,875	87,560	19,315	12,247	63.4%	0	0	12,215	63.2%	2,236	11.6%	7,396	38.3%	2,583	13.4%
American Legion Post 40	Lanesboro	423,350	356,403	66,947	46,939	70.1%	0	0	20,954	31.3%	5,367	8.0%	7,484	11.2%	8,103	12.1%
Lanesboro Fire Department	Lanesboro	564,242	462,902	101,340	42,672	42.1%	0	0	76,765	75.7%	58,818	58.0%	4,170	4.1%	13,777	13.6%
Church of St. John Nepomuk Lastru	Lastrup	543,188	459,104	84,084	33,583	39.9%	0	0	54,538	64.9%	40,800	48.5%	1,850	2.2%	11,888	14.1%
American Legion Post 108	Le Center	237,246	182,687	54,559	26,114	47.9%	0	0	29,868	54.7%	21,707	39.8%	2,896	5.3%	5,265	9.7%
Le Center Fire Mans Relief Associa	Le Center	271,049	222,140	48,909	26,718	54.6%	0	0	17,965	36.7%	11,288	23.1%	1,275	2.6%	5,402	11.0%
VFW Post 1803	Le Center	116,263	98,749	17,512	9,356	53.4%	0	3,850	5,634	32.2%	1,852	10.6%	400	2.3%	3,382	19.3%
Le Roy Community Foundation	Le Roy	382,802	302,590	80,212	33,381	41.6%	0	0	22,522	28.1%	6,564	8.2%	1,400	1.7%	14,558	18.1%
Dr. J. E. Le Clerc Council Knights of	Le Sueur	1,704,171	1,435,794	268,377	112,782	42.0%	0	0	166,674	62.1%	80,855	30.1%	4,650	1.7%	81,169	30.2%
Lester Prairie Fire Dept Relief Asso	Lester Prairie	143,057	110,131	32,926	12,165	36.9%	0	0	19,486	59.2%	14,372	43.7%	1,500	4.6%	3,614	11.0%
Lewiston Volunteer Fire Co	Lewiston	856,473	698,457	158,016	90,282	57.1%	0	0	80,986	51.3%	51,640	32.7%	5,771	3.7%	23,575	14.9%
American Legion Post 561	Lewisville	289,069	237,312	51,757	29,472	56.9%	0	0	21,008	40.6%	7,368	14.2%	8,461	16.3%	5,179	10.0%
Lexington Fire Relief	Lexington	1,058,117	847,465	210,652	116,249	55.2%	0	0	116,232	55.2%	74,538	35.4%	4,500	2.1%	37,194	17.7%
Lindstrom Fire Dept Relief Assoc	Lindstrom	840,429	710,473	129,956	49,340	38.0%	0	0	70,589	54.3%	43,300	33.3%	3,300	2.5%	23,989	18.5%
Centennial Fire Relief Assoc	Lino Lakes	1,064,173	876,575	187,598	115,794	61.7%	0	500	80,140	42.7%	42,756	22.8%	3,300	1.8%	34,084	18.2%
VFW Post 6583	Lino Lakes	284,678	223,954	60,724	25,410	41.8%	0	0	47,184	77.7%	8,825	14.5%	32,769	54.0%	5,590	9.2%
VFW Post 6583 Aux	Lino Lakes	298,417	241,088	57,329	42,609	74.3%	0	0	19,233	33.5%	10,819	18.9%	2,400	4.2%	6,014	10.5%
American Legion Post 104	Litchfield	836,953	678,346	158,607	83,364	52.6%	0	0	78,083	49.2%	20,294	12.8%	32,675	20.6%	25,114	15.8%
Church of St. Philip	Litchfield	685,114	554,528	130,586	50,448	38.6%	0	0	79,668	61.0%	60,959	46.7%	2,600	2.0%	16,108	12.3%
Eagles Aerie 3424	Litchfield	451,423	366,347	85,076	40,302	47.4%	0	8,000	29,260	34.4%	16,532	19.4%	2,470	2.9%	10,258	12.1%
Litchfield Baseball Assoc	Litchfield	119,146	93,317	25,829	20,959	81.1%	0	0	11,088	42.9%	7,492	29.0%	2,200	8.5%	1,396	5.4%
VFW Post 2818	Litchfield	679,169	512,376	166,793	115,090	69.0%	0	4,891	59,810	35.9%	23,931	14.3%	19,195	11.5%	16,683	10.0%
Canadian Days Little Canada	Little Canada	727,536	580,548	146,988	76,820	52.3%	0	0	63,641	43.3%	43,939	29.9%	0	0.0%	19,702	13.4%
Little Canada Recreation Associatio	Little Canada	1,612,666	1,223,888	388,778	248,555	63.9%	0	0	74,616	19.2%	23,500	6.0%	3,700	1.0%	47,416	12.2%
Little Canada Vol Fire Department	Little Canada	1,902,411	1,554,210	348,201	184,137	52.9%	0	0	164,725	47.3%	61,540	17.7%	4,000	1.1%	99,185	28.5%
American Legion Post 46	Little Falls	622,439	521,617	100,822	50,481	50.1%	0	0	49,614	49.2%	15,203	15.1%	18,870	18.7%	15,541	15.4%
Lindbergh Lions Club of Little Falls	Little Falls	1,671,215	1,422,120	249,095	107,721	43.2%	0	0	183,442	73.6%	99,554	40.0%	2,750	1.1%	81,138	32.6%
Little Falls Exchange Club	Little Falls	1,335,722	1,105,766	229,956	108,920	47.4%	0	0	120,726	52.5%	53,304	23.2%	6,300	2.7%	61,122	26.6%

Organization	City	Gross Receipts	Prizes	Net Receipts	Allowable Expenses		Excess Exp Reimb	Capital Assets Improvements	Lawful Purpose		Lawful Purpose		Lawful Purpose		Lawful Purpose	
					AE total	Percent			Total	Percent	Charitable	Percent	Other	Percent	Taxes/Fee	Percent
Little Falls Lions Club	Little Falls	975,540	802,869	172,671	89,207	51.7%	0	0	82,598	47.8%	45,171	26.2%	3,000	1.7%	34,427	19.9%
Minnesota Fishing Museum	Little Falls	3,198,407	2,642,804	555,603	241,372	43.4%	0	0	310,066	55.8%	102,400	18.4%	6,350	1.1%	201,316	36.2%
Morrison Co Agricultural Society	Little Falls	383,266	300,192	83,074	40,575	48.8%	0	0	43,101	51.9%	33,700	40.6%	1,975	2.4%	7,426	8.9%
VFW Post 9641	Littlefork	308,036	254,919	53,117	30,378	57.2%	0	0	27,091	51.0%	8,836	16.6%	11,285	21.2%	6,970	13.1%
American Legion Post 12	Long Prairie	330,509	268,283	62,226	25,117	40.4%	0	0	36,046	57.9%	13,951	22.4%	15,558	25.0%	6,537	10.5%
Long Prairie Hockey Assoc	Long Prairie	1,541,961	1,268,534	273,427	125,949	46.1%	0	0	170,212	62.3%	94,366	34.5%	3,382	1.2%	72,464	26.5%
Long Prairie Lions Club	Long Prairie	345,476	272,672	72,804	41,026	56.4%	0	0	42,981	59.0%	31,580	43.4%	2,700	3.7%	8,701	12.0%
VFW Post 1140	Long Prairie	653,076	541,131	111,945	66,369	59.3%	0	0	31,775	28.4%	12,685	11.3%	1,550	1.4%	17,541	15.7%
Longville Lakes Area Chamber of C	Longville	700,085	590,557	109,528	72,972	66.6%	(12,743)	0	39,105	35.7%	16,815	15.4%	3,100	2.8%	19,190	17.5%
American Legion Post 586	Lonsdale	146,560	116,071	30,489	18,070	59.3%	0	0	9,290	30.5%	5,046	16.6%	1,100	3.6%	3,144	10.3%
Lonsdale Firemens Relief Associati	Lonsdale	624,394	504,646	119,748	42,662	35.6%	0	0	94,323	78.8%	77,050	64.3%	2,375	2.0%	14,898	12.4%
Lonsdale Lions Club	Lonsdale	51,353	38,246	13,107	6,612	50.4%	0	0	7,558	57.7%	6,483	49.5%	0	0.0%	1,075	8.2%
Tri Lake Sportsmens Club	Lonsdale	1,029,788	810,800	218,988	112,574	51.4%	0	0	81,621	37.3%	38,118	17.4%	7,540	3.4%	35,963	16.4%
Loretto Fire Dept Relief Assoc	Loretto	1,607,793	1,329,147	278,646	135,534	48.6%	0	0	125,550	45.1%	48,580	17.4%	0	0.0%	76,970	27.6%
Loretto Lions Club	Loretto	221,264	154,286	66,978	22,354	33.4%	0	0	49,836	74.4%	44,897	67.0%	0	0.0%	4,939	7.4%
American Legion Post 253	Lowry	323,366	263,425	59,941	33,584	56.0%	0	786	28,942	48.3%	13,869	23.1%	8,141	13.6%	6,932	11.6%
Lowry Fire Mens Relief Assoc	Lowry	557,826	460,879	96,947	46,805	48.3%	0	0	45,454	46.9%	31,850	32.9%	1,300	1.3%	12,304	12.7%
American Legion Post 123	Luverne	52,533	40,241	12,292	2,773	22.6%	0	0	9,640	78.4%	2,473	20.1%	5,476	44.5%	1,691	13.8%
Eagles Aerie 3403	Luverne	242,475	202,942	39,533	14,279	36.1%	0	0	19,878	50.3%	9,504	24.0%	3,851	9.7%	6,523	16.5%
Luverne Optimist Club	Luverne	1,209,657	992,977	216,680	100,252	46.3%	0	0	122,539	56.6%	65,650	30.3%	6,970	3.2%	49,919	23.0%
American Legion Post 105	Lyle	358,165	296,364	61,801	33,678	54.5%	0	0	30,229	48.9%	12,117	19.6%	10,086	16.3%	8,026	13.0%
Lyle Volunteer Firemans Relief Ass	Lyle	567,331	472,120	95,211	42,864	45.0%	0	0	59,283	62.3%	42,405	44.5%	5,240	5.5%	11,638	12.2%
American Legion Post 299	Mabel	396,331	318,939	77,392	31,207	40.3%	0	0	44,588	57.6%	17,101	22.1%	18,606	24.0%	8,881	11.5%
Mabel Fire Dept Relief Assoc	Mabel	461,258	377,198	84,060	37,980	45.2%	0	0	51,254	61.0%	36,000	42.8%	5,780	6.9%	9,474	11.3%
American Legion Post 19	Madelia	870,491	748,712	121,779	47,791	39.2%	0	0	68,231	56.0%	18,828	15.5%	21,294	17.5%	28,109	23.1%
American Legion Post 158	Madison	66,931	55,119	11,812	2,919	24.7%	0	0	6,916	58.6%	2,332	19.7%	2,646	22.4%	1,939	16.4%
VFW Post 1656	Madison	96,299	76,499	19,800	14,576	73.6%	(4,554)	0	11,551	58.3%	3,725	18.8%	5,967	30.1%	1,859	9.4%
American Legion Post 269	Madison Lake	233,907	182,949	50,958	28,977	56.9%	0	0	19,885	39.0%	12,247	24.0%	1,200	2.4%	6,438	12.6%
American Legion Post 11	Mankato	323,313	241,370	81,943	46,788	57.1%	0	0	34,920	42.6%	3,040	3.7%	22,120	27.0%	9,760	11.9%
Community Charities of Minnesota	Mankato	5,470,861	4,179,802	1,291,059	642,708	49.8%	0	1,000	651,377	50.5%	276,624	21.4%	17,050	1.3%	357,703	27.7%
Eagles Aerie 269	Mankato	2,537,481	2,027,729	509,752	239,802	47.0%	0	31,521	210,139	41.2%	39,331	7.7%	20,873	4.1%	149,935	29.4%
Lake Washington Improvement Ass	Mankato	220,543	175,233	45,310	26,373	58.2%	0	0	21,523	47.5%	13,678	30.2%	2,955	6.5%	4,890	10.8%
Mankato Area Hockey Association	Mankato	1,677,102	1,279,803	397,299	195,052	49.1%	0	0	213,474	53.7%	109,100	27.5%	6,290	1.6%	98,084	24.7%
Moose Lodge 1414	Mankato	371,493	292,094	79,399	39,866	50.2%	0	0	58,650	73.9%	46,466	58.5%	2,450	3.1%	9,734	12.3%
VFW Post 950	Mankato	379,614	287,480	92,134	75,243	81.7%	0	0	29,403	31.9%	3,902	4.2%	16,570	18.0%	8,931	9.7%
VFW Post 9713	Mankato	1,387,721	1,182,263	205,458	99,988	48.7%	0	0	104,115	50.7%	4,369	2.1%	29,233	14.2%	70,513	34.3%
Voiture 281 40/8	Mankato	187,139	143,927	43,212	23,803	55.1%	0	0	16,712	38.7%	9,571	22.1%	1,634	3.8%	5,507	12.7%
Mantorville Restoration Assoc	Mantorville	946,614	735,049	211,565	118,998	56.2%	0	0	97,052	45.9%	68,558	32.4%	2,400	1.1%	26,094	12.3%
Edison Booster Club	Maple Grove	690,535	544,740	145,795	91,095	62.5%	(6,840)	0	36,576	25.1%	15,000	10.3%	350	0.2%	21,226	14.6%
Maple Grove Fire Fighters Relief As	Maple Grove	1,945,424	1,645,617	299,807	146,782	49.0%	0	0	158,477	52.9%	52,482	17.5%	5,925	2.0%	100,070	33.4%
Maple Grove Lions Club	Maple Grove	1,988,963	1,706,927	282,036	151,543	53.7%	0	0	211,630	75.0%	108,059	38.3%	3,375	1.2%	100,196	35.5%
American Legion Post 131	Maple Lake	925,789	763,264	162,525	78,996	48.6%	0	0	76,936	47.3%	42,900	26.4%	2,941	1.8%	31,095	19.1%
Maple Lake Lions Club	Maple Lake	578,311	459,064	119,247	62,329	52.3%	0	0	53,067	44.5%	38,880	32.6%	1,400	1.2%	12,787	10.7%
VFW Post 7664	Maple Lake	510,638	403,739	106,899	61,927	57.9%	0	0	48,216	45.1%	13,074	12.2%	23,276	21.8%	11,866	11.1%
Orono Baseball Club	Maple Plain	851,981	658,990	192,991	131,455	68.1%	0	5,000	52,062	27.0%	24,214	12.5%	3,200	1.7%	24,648	12.8%
Heather Curling Club	Mapleton	424,391	342,303	82,088	34,108	41.6%	0	13,850	37,998	46.3%	27,311	33.3%	2,350	2.9%	8,336	10.2%
Mapleton Area Chamber of Comme	Mapleton	528,499	435,318	93,181	49,089	52.7%	0	0	54,461	58.4%	39,950	42.9%	4,900	5.3%	9,611	10.3%

Organization	City	Gross Receipts	Prizes	Net Receipts	Allowable Expenses		Excess Exp Reimb	Capital Assets Improvements	Lawful Purpose		Lawful Purpose		Lawful Purpose		Lawful Purpose	
					AE total	Percent			Total	Percent	Charitable	Percent	Other	Percent	Taxes/Fee	Percent
Church of St Jerome Maplewood	Maplewood	1,168,135	907,171	260,964	127,861	49.0%	0	0	114,050	43.7%	56,313	21.6%	3,700	1.4%	54,037	20.7%
Hill Murray Father Club	Maplewood	1,615,903	1,325,692	290,211	119,370	41.1%	0	0	165,655	57.1%	87,298	30.1%	2,239	0.8%	76,118	26.2%
Hill Murray Mothers Club	Maplewood	2,465,163	2,036,624	428,539	191,640	44.7%	0	0	236,265	55.1%	90,963	21.2%	2,239	0.5%	143,063	33.4%
Maplewood Athletic Assoc	Maplewood	519,593	426,582	93,011	62,874	67.6%	(5,295)	0	43,579	46.9%	27,582	29.7%	3,950	4.2%	12,047	13.0%
Roseville Area Youth Hockey Assoc	Maplewood	2,338,354	1,645,145	693,209	326,827	47.1%	0	0	368,599	53.2%	273,949	39.5%	2,633	0.4%	92,017	13.3%
Abate of Minn	Marshall	120,910	76,392	44,518	7,515	16.9%	0	0	25,984	58.4%	18,829	42.3%	0	0.0%	7,155	16.1%
American Legion Post 113	Marshall	692,230	533,244	158,987	84,172	52.9%	(93)	0	75,322	47.4%	46,573	29.3%	12,111	7.6%	16,638	10.5%
Eagles Aerie 3405	Marshall	116,334	86,916	29,419	15,689	53.3%	0	0	13,734	46.7%	8,700	29.6%	1,960	6.7%	3,074	10.4%
Marshall Amateur Hockey Assoc	Marshall	43,079	32,091	10,988	3,310	30.1%	0	1,456	704	6.4%	0	0.0%	0	0.0%	704	6.4%
Marshall Baseball Assoc	Marshall	1,129,635	943,316	186,319	86,112	46.2%	0	0	104,640	56.2%	58,495	31.4%	3,892	2.1%	42,253	22.7%
Mayer Baseball Club	Mayer	922,286	763,632	158,654	83,418	52.6%	0	0	69,851	44.0%	36,609	23.1%	3,000	1.9%	30,242	19.1%
Maynard Lions Club	Maynard	237,157	200,115	37,039	15,497	41.8%	0	0	28,801	77.8%	21,604	58.3%	2,595	7.0%	4,602	12.4%
American Legion Post 588	Mazeppa	19,932	15,092	4,840	1,414	29.2%	0	876	2,843	58.7%	2,355	48.7%	0	0.0%	488	10.1%
Mazeppa Firefighters Relief Assoc	Mazeppa	778,512	634,142	144,370	57,757	40.0%	0	0	91,346	63.3%	67,295	46.6%	4,005	2.8%	20,046	13.9%
Mazeppa Jaycees	Mazeppa	259,445	209,853	49,592	21,219	42.8%	0	0	35,395	71.4%	24,800	50.0%	4,600	9.3%	5,995	12.1%
Mazeppa Lions Club	Mazeppa	197,774	149,806	47,968	20,387	42.5%	0	0	23,042	48.0%	15,368	32.0%	3,300	6.9%	4,374	9.1%
McGrath Fire Dept Relief Assoc	McGrath	1,265,789	1,040,278	225,511	117,204	52.0%	0	0	79,078	35.1%	19,931	8.8%	2,750	1.2%	56,397	25.0%
McGregor Fire Department Relief A	McGregor	452,314	373,849	78,465	32,792	41.8%	0	0	46,963	59.9%	35,600	45.4%	1,250	1.6%	10,113	12.9%
McGregor Lions Club	McGregor	646,511	510,262	136,249	81,578	59.9%	0	0	70,882	52.0%	52,831	38.8%	2,650	1.9%	15,401	11.3%
Minnewawa Sportsmens Club	McGregor	1,501,981	1,205,102	296,879	146,460	49.3%	0	0	127,937	43.1%	58,436	19.7%	2,645	0.9%	66,856	22.5%
McIntosh Firemen's Relief Associati	McIntosh	863,276	721,776	141,500	47,478	33.6%	0	0	89,569	63.3%	60,276	42.6%	3,750	2.7%	25,543	18.1%
VFW Post 6891	McIntosh	292,735	243,729	49,006	24,604	50.2%	0	0	30,399	62.0%	19,994	40.8%	4,255	8.7%	6,150	12.5%
Medford Firemens Relief Assoc	Medford	533,852	437,108	96,744	22,343	23.1%	0	0	66,255	68.5%	51,850	53.6%	4,300	4.4%	10,105	10.4%
American Legion Post 101	Melrose	1,125,364	905,523	219,841	86,569	39.4%	0	0	150,181	68.3%	87,742	39.9%	17,492	8.0%	44,947	20.4%
Meire Grove Athletic Club	Melrose	80,779	66,678	14,101	10,310	73.1%	0	0	8,155	57.8%	5,537	39.3%	1,550	11.0%	1,068	7.6%
Melrose Lions Club	Melrose	624,983	514,203	110,780	44,598	40.3%	0	0	55,488	50.1%	38,681	34.9%	1,750	1.6%	15,057	13.6%
Spring Hill Recreation Club	Melrose	187,536	159,373	28,163	16,613	59.0%	0	0	11,549	41.0%	5,075	18.0%	2,555	9.1%	3,919	13.9%
VFW Post 7050	Melrose	511,042	418,071	92,971	47,443	51.0%	0	0	40,057	43.1%	22,539	24.2%	5,641	6.1%	11,877	12.8%
Menahga Gateway Lions Club	Menahga	1,078,849	938,805	140,044	81,881	58.5%	0	0	74,727	53.4%	34,619	24.7%	1,850	1.3%	38,258	27.3%
VFW Post 6206	Menahga	594,450	489,598	104,852	78,058	74.4%	0	0	36,780	35.1%	13,232	12.6%	8,712	8.3%	14,836	14.1%
VFW Post 6690	Mendota	1,429,611	1,196,337	233,274	119,498	51.2%	0	0	108,242	46.4%	10,473	4.5%	22,975	9.8%	74,793	32.1%
Sibley Hockey Booster Club	Mendota Heights	3,101,871	2,539,821	562,050	201,757	35.9%	0	0	320,959	57.1%	136,523	24.3%	2,624	0.5%	181,812	32.3%
Mentor Firefighters Relief Assoc	Mentor	981,175	788,840	192,336	94,130	48.9%	0	0	101,443	52.7%	67,066	34.9%	4,250	2.2%	30,127	15.7%
Merrifield Marathons Inc	Merrifield	417,845	329,821	88,024	47,196	53.6%	0	(2,000)	20,577	23.4%	9,206	10.5%	1,850	2.1%	9,521	10.8%
Mission Lakes Assoc	Merrifield	269,824	204,542	65,282	44,736	68.5%	0	0	41,485	63.5%	36,487	55.9%	1,600	2.5%	3,398	5.2%
American Legion Post 444	Middle River	740,226	628,374	111,852	69,653	62.3%	0	16,000	47,100	42.1%	11,019	9.9%	18,387	16.4%	17,694	15.8%
Marshall County Driftskippers Snow	Middle River	104,525	90,306	14,219	7,313	51.4%	(1,674)	0	4,348	30.6%	1,300	9.1%	0	0.0%	3,048	21.4%
American Legion Post 178	Milaca	366,417	282,579	83,838	48,569	57.9%	0	0	36,119	43.1%	9,779	11.7%	18,268	21.8%	8,072	9.6%
Milaca Firefighters Relief Assoc	Milaca	1,056,224	881,307	174,917	84,896	48.5%	0	0	89,050	50.9%	43,500	24.9%	3,425	2.0%	42,125	24.1%
American Legion Post 359	Milan	118,779	93,532	25,247	9,233	36.6%	0	0	4,571	18.1%	1,750	6.9%	0	0.0%	2,821	11.2%
American Legion Post 579	Millville	227,940	177,101	50,839	26,149	51.4%	0	0	21,745	42.8%	14,630	28.8%	2,596	5.1%	4,519	8.9%
Millville Sportsman Club	Millville	232,864	186,265	46,599	26,265	56.4%	0	0	26,489	56.8%	20,730	44.5%	820	1.8%	4,939	10.6%
Leaf Valley Game and Fish Conserv	Miltona	1,388,957	1,217,313	171,644	58,181	33.9%	0	0	123,260	71.8%	57,207	33.3%	1,850	1.1%	64,203	37.4%
Miltona Lions Club	Miltona	637,957	554,980	82,977	41,288	49.8%	0	0	35,366	42.6%	18,205	21.9%	1,885	2.3%	15,276	18.4%
Miltona Volunteer Firemen's Relief A	Miltona	965,974	821,318	144,656	54,757	37.9%	0	0	91,617	63.3%	56,827	39.3%	5,950	4.1%	28,840	19.9%
Air Force Assoc General EW Rawlri	Minneapolis	748,836	544,713	204,123	131,467	64.4%	(14,496)	0	77,521	38.0%	42,046	20.6%	6,262	3.1%	29,214	14.3%
Aliveness Project Minneapolis	Minneapolis	832,860	655,217	177,643	94,559	53.2%	0	0	94,148	53.0%	61,875	34.8%	2,870	1.6%	29,403	16.6%



Organization	City	Gross Receipts	Prizes	Net Receipts	Allowable Expenses		Excess Exp Reimb	Capital Assets Improvements	Lawful Purpose		Lawful Purpose		Lawful Purpose		Lawful Purpose	
					AE total	Percent			Total	Percent	Charitable	Percent	Other	Percent	Taxes/Fee	Percent
American Legion Post 234	Minneapolis	347,700	287,530	60,170	25,011	41.6%	0	0	29,755	49.5%	8,720	14.5%	9,306	15.5%	11,729	19.5%
American Legion Post 99	Minneapolis	34,732	26,434	8,295	7,305	88.1%	0	0	1,931	23.3%	75	0.9%	0	0.0%	1,856	22.4%
Baseline Club	Minneapolis	1,706,363	1,399,631	306,732	249,145	81.2%	0	0	97,456	31.8%	5,500	1.8%	1,000	0.3%	90,956	29.7%
Bolder Options	Minneapolis	1,355,032	1,008,356	346,676	256,545	74.0%	0	0	99,243	28.6%	28,799	8.3%	0	0.0%	70,444	20.3%
Catholic Eldercare Community Four	Minneapolis	1,584,579	1,278,239	306,340	152,566	49.8%	0	30,636	132,681	43.3%	50,000	16.3%	0	0.0%	82,681	27.0%
Chops Inc	Minneapolis	1,675,664	1,353,782	321,882	149,630	46.5%	0	0	173,413	53.9%	78,200	24.3%	5,430	1.7%	89,783	27.9%
Church of Incarnation Minneapolis	Minneapolis	4,762,635	3,797,487	965,148	597,502	61.9%	(10,699)	0	352,321	36.5%	67,405	7.0%	5,545	0.6%	279,371	28.9%
DAV Chapt 1	Minneapolis	782,366	645,658	136,708	68,359	50.0%	0	0	68,589	50.2%	50,035	36.6%	60	0.0%	18,493	13.5%
De La Salle High School	Minneapolis	1,271,493	1,059,375	212,118	164,477	77.5%	0	0	65,282	30.8%	0	0.0%	5,129	2.4%	60,153	28.4%
Edison Community Sports Foundati	Minneapolis	1,092,601	859,870	232,731	155,402	66.8%	(39,796)	0	105,381	45.3%	55,482	23.8%	4,100	1.8%	45,799	19.7%
Edison Youth Hockey Assoc	Minneapolis	315,908	230,226	85,682	86,790	101.3%	0	0	7,048	8.2%	50	0.1%	0	0.0%	6,998	8.2%
Italian American Club Foundation	Minneapolis	6,303,033	5,103,183	1,199,850	571,849	47.7%	0	0	633,827	52.8%	210,587	17.6%	4,000	0.3%	419,240	34.9%
Minnesota Amateur Rugby Foundat	Minneapolis	617,188	469,292	147,896	102,327	69.2%	0	0	50,123	33.9%	29,000	19.6%	2,000	1.4%	19,123	12.9%
Minnesota USA Wrestling	Minneapolis	3,551,987	2,826,578	725,409	324,209	44.7%	0	1,529	376,580	51.9%	163,733	22.6%	0	0.0%	212,847	29.3%
Multiple Sclerosis Society Minnesot	Minneapolis	15,959,983	12,095,123	3,864,860	2,298,387	59.5%	0	0	1,514,878	39.2%	476,902	12.3%	8,114	0.2%	1,029,862	26.6%
Northeast Minneapolis Lions Club	Minneapolis	4,957,722	4,049,180	908,542	471,171	51.9%	0	0	456,071	50.2%	184,213	20.3%	7,400	0.8%	264,458	29.1%
Riverview Lions Club	Minneapolis	1,393,396	1,128,594	264,802	210,556	79.5%	0	0	76,179	28.8%	3,783	1.4%	3,500	1.3%	68,896	26.0%
Roosevelt Booster Club	Minneapolis	1,820,639	1,487,193	333,446	230,940	69.3%	(8,338)	0	112,543	33.8%	-475	-0.1%	7,900	2.4%	105,118	31.5%
Southwest Hockey Assoc	Minneapolis	2,835,343	2,268,421	566,922	334,653	59.0%	0	0	231,312	40.8%	66,000	11.6%	4,500	0.8%	160,812	28.4%
St. Paul Wrestling Club	Minneapolis	1,130,331	896,857	233,474	118,552	50.8%	0	0	111,835	47.9%	59,018	25.3%	7,000	3.0%	45,817	19.6%
VFW Post 246	Minneapolis	718,624	597,893	120,731	74,817	62.0%	0	0	62,016	51.4%	8,584	7.1%	18,197	15.1%	35,235	29.2%
Washburn Amateur Hockey Assoc	Minneapolis	2,046,767	1,586,302	460,465	284,927	61.9%	0	0	177,107	38.5%	53,774	11.7%	2,700	0.6%	120,633	26.2%
Minneota Fire Dept Relief Assoc	Minneota	165,571	136,866	28,705	12,534	43.7%	0	0	25,992	90.5%	22,649	78.9%	0	0.0%	3,343	11.6%
Minnesota Lake Firemens Relief As	Minnesota Lake	463,019	369,852	93,167	50,497	54.2%	(80)	0	31,110	33.4%	17,866	19.2%	2,050	2.2%	11,194	12.0%
American Legion Post 59	Montevideo	1,232,925	1,028,857	204,068	95,611	46.9%	0	0	107,320	52.6%	43,877	21.5%	15,147	7.4%	48,296	23.7%
Knights of Columbus Council 1551	Montevideo	405,942	342,188	63,754	32,005	50.2%	0	0	31,861	50.0%	20,759	32.6%	1,720	2.7%	9,382	14.7%
Lac Qui Parle Lake Association	Montevideo	1,264,105	1,044,995	219,110	129,597	59.1%	0	0	115,793	52.8%	55,939	25.5%	4,548	2.1%	55,306	25.2%
Montevideo Fire Department Relief	Montevideo	575,504	466,879	108,625	43,120	39.7%	0	0	59,866	55.1%	43,000	39.6%	4,815	4.4%	12,051	11.1%
Montevideo Lions Club	Montevideo	156,486	127,769	28,717	16,538	57.6%	(1,504)	0	10,170	35.4%	6,218	21.7%	0	0.0%	3,952	13.8%
VFW Post 380	Montevideo	786,429	651,750	134,679	66,641	49.5%	0	0	70,972	52.7%	23,091	17.1%	24,533	18.2%	23,348	17.3%
Montgomery Area Community Club	Montgomery	157,878	130,285	27,593	14,392	52.2%	0	0	16,420	59.5%	11,069	40.1%	1,950	7.1%	3,401	12.3%
Montgomery Firemens Relief Assoc	Montgomery	530,112	424,851	105,261	38,947	37.0%	0	0	54,588	51.9%	36,500	34.7%	7,922	7.5%	10,166	9.7%
Montgomery Lions Club	Montgomery	242,029	200,555	41,474	21,706	52.3%	0	0	18,773	45.3%	13,017	31.4%	1,525	3.7%	4,231	10.2%
American Legion Post 260	Monticello	1,889,721	1,565,922	323,799	141,232	43.6%	0	0	184,279	56.9%	48,685	15.0%	39,268	12.1%	96,325	29.7%
Monticello Lions Club	Monticello	3,906,237	3,240,738	665,499	324,461	48.8%	0	0	326,113	49.0%	88,967	13.4%	2,400	0.4%	234,745	35.3%
Monticello Youth Hockey Program	Monticello	1,206,089	1,017,725	188,364	85,261	45.3%	0	0	179,229	95.2%	115,358	61.2%	2,233	1.2%	61,639	32.7%
VFW Post 8731	Monticello	1,402,853	1,124,818	278,035	134,218	48.3%	0	883	145,555	52.4%	38,021	13.7%	38,860	14.0%	68,674	24.7%
Montrose Lions Club	Montrose	766,015	623,046	142,969	93,291	65.3%	0	0	47,893	33.5%	24,065	16.8%	2,950	2.1%	20,879	14.6%
American Legion Post 21	Moorhead	2,235,781	1,803,024	432,757	178,652	41.3%	0	42,900	202,791	46.9%	60,608	14.0%	40,970	9.5%	101,213	23.4%
Columbia Moorhead Club	Moorhead	218,336	166,412	51,924	28,849	55.6%	0	0	31,683	61.0%	21,679	41.8%	5,263	10.1%	4,741	9.1%
Moorhead Youth Hockey Assoc	Moorhead	4,242,127	3,438,720	803,408	363,913	45.3%	0	0	391,993	48.8%	155,500	19.4%	0	0.0%	236,493	29.4%
VFW Post 1223	Moorhead	1,677,901	1,403,785	274,116	160,039	58.4%	0	10	112,440	41.0%	18,092	6.6%	46,541	17.0%	47,807	17.4%
VFW Post 1223 Aux	Moorhead	1,217,015	1,014,281	202,734	134,481	66.3%	0	0	76,174	37.6%	46,567	23.0%	4,066	2.0%	25,541	12.6%
Moose Lake Area Hockey Associati	Moose Lake	524,604	443,981	80,623	41,722	51.7%	0	0	38,139	47.3%	28,000	34.7%	0	0.0%	10,139	12.6%
American Legion Post 201	Mora	435,901	347,657	88,244	49,369	55.9%	0	0	40,568	46.0%	4,361	4.9%	25,583	29.0%	10,624	12.0%
Mora Area Youth Recreation Assoc	Mora	1,460,460	1,174,900	285,560	111,751	39.1%	0	0	173,817	60.9%	110,000	38.5%	3,550	1.2%	60,267	21.1%
Mora Fire Department Relief Associ	Mora	33,440	25,957	7,483	4,042	54.0%	0	0	1,218	16.3%	0	0.0%	0	0.0%	1,218	16.3%

Organization	City	Gross Receipts	Prizes	Net Receipts	Allowable Expenses		Excess Exp Reimb	Capital Assets Improvements	Lawful Purpose		Lawful Purpose		Lawful Purpose		Lawful Purpose	
					AE total	Percent			Total	Percent	Charitable	Percent	Other	Percent	Taxes/Fee	Percent
Morgan Area Jaycees	Morgan	173,816	127,981	45,835	22,020	48.0%	0	0	24,697	53.9%	17,430	38.0%	2,925	6.4%	4,342	9.5%
American Legion Post 29	Morris	850,411	685,676	164,735	92,492	56.1%	0	0	65,840	40.0%	40,492	24.6%	2,700	1.6%	22,648	13.7%
Eagles Aerie 620	Morris	676,495	570,608	105,888	62,899	59.4%	0	700	55,016	52.0%	32,783	31.0%	5,690	5.4%	16,543	15.6%
Morris Hockey Assoc	Morris	411,491	319,791	91,700	52,136	56.9%	0	0	45,066	49.1%	33,338	36.4%	2,531	2.8%	9,197	10.0%
American Legion Post 149	Morristown	448,978	334,857	114,120	69,257	60.7%	0	0	59,369	52.0%	25,314	22.2%	22,493	19.7%	11,562	10.1%
Morristown Firemens Relief Assoc	Morristown	581,819	468,241	113,578	56,860	50.1%	0	0	57,841	50.9%	41,294	36.4%	2,750	2.4%	13,797	12.1%
Morton Firemans Relief Assoc	Morton	150,912	120,762	30,150	13,637	45.2%	0	0	21,901	72.6%	13,200	43.8%	0	0.0%	8,701	28.9%
Motley Fire Dept Relief Assoc	Motley	1,874,267	1,552,820	321,447	119,862	37.3%	0	0	203,301	63.2%	102,571	31.9%	3,335	1.0%	97,395	30.3%
American Legion Post 398	Mound	638,541	513,349	125,192	67,854	54.2%	0	0	57,126	45.6%	23,743	19.0%	17,582	14.0%	15,801	12.6%
Mohawk Jaycees of Westonka	Mound	2,579,001	2,103,947	475,052	253,318	53.3%	0	0	211,498	44.5%	63,967	13.5%	2,100	0.4%	145,431	30.6%
Northwest Tonka Lions Club	Mound	1,193,857	966,454	227,403	145,351	63.9%	0	0	88,806	39.1%	35,573	15.6%	1,900	0.8%	51,333	22.6%
VFW Post 5113	Mound	1,334,859	1,073,308	261,551	164,563	62.9%	0	13,903	77,655	29.7%	12,543	4.8%	16,645	6.4%	48,467	18.5%
Twin Cities North Chamber of Comr	Mounds View	2,743,052	2,291,186	451,866	277,868	61.5%	0	0	156,638	34.7%	0	0.0%	5,500	1.2%	151,138	33.4%
American Legion Post 220	Mountain Iron	111,417	90,496	20,921	9,590	45.8%	0	0	10,533	50.3%	5,282	25.2%	1,212	5.8%	4,039	19.3%
Nelson Mens Club	Nelson	1,332,080	1,136,188	195,892	90,754	46.3%	0	0	114,331	58.4%	56,130	28.7%	2,195	1.1%	56,006	28.6%
Wabasha Fire Relief	Nelson	136,945	108,141	28,804	13,935	48.4%	0	0	4,117	14.3%	250	0.9%	0	0.0%	3,867	13.4%
Nevis Fire Persons Relief Assoc	Nevis	762,286	647,542	114,744	62,577	54.5%	0	0	55,004	47.9%	30,684	26.7%	5,300	4.6%	19,020	16.6%
High Island Lake Conservation Club	New Auburn	214,049	167,465	46,584	25,265	54.2%	0	0	17,648	37.9%	7,450	16.0%	4,614	9.9%	5,584	12.0%
New Auburn Fire Dept Relief Assoc	New Auburn	109,701	80,966	28,735	19,707	68.6%	0	0	13,548	47.1%	8,340	29.0%	1,430	5.0%	3,778	13.1%
VFW Post 7266	New Auburn	441,815	339,275	102,540	51,180	49.9%	0	0	48,439	47.2%	33,404	32.6%	3,834	3.7%	11,201	10.9%
621 Foundation	New Brighton	1,889,559	1,375,931	513,628	326,286	63.5%	(25,000)	0	207,294	40.4%	143,385	27.9%	4,300	0.8%	59,609	11.6%
American Legion Post 513	New Brighton	3,243,649	2,634,003	609,646	218,389	35.8%	0	2,500	427,627	70.1%	153,896	25.2%	80,198	13.2%	193,533	31.7%
Eagles Aerie 3718	New Brighton	1,167,035	988,985	178,050	95,633	53.7%	0	0	77,617	43.6%	9,975	5.6%	23,778	13.4%	43,864	24.6%
Lake Region Hockey Association	New Brighton	5,042,191	4,283,157	759,034	299,756	39.5%	0	7,500	457,048	60.2%	131,463	17.3%	4,800	0.6%	320,785	42.3%
Hollywood Booster Club	New Germany	652,126	516,442	135,684	75,157	55.4%	0	0	59,341	43.7%	41,600	30.7%	1,400	1.0%	16,341	12.0%
New Germany Fire Dept Relief Assoc	New Germany	426,836	341,207	85,629	40,830	47.7%	0	0	47,782	55.8%	36,230	42.3%	3,700	4.3%	7,852	9.2%
Armstrong Youth Hockey Assoc	New Hope	1,083,525	878,104	205,421	127,396	62.0%	(18,834)	0	101,572	49.4%	50,793	24.7%	2,600	1.3%	48,179	23.5%
St. Therese Charitable Services	New Hope	2,073,604	1,581,371	492,233	413,087	83.9%	(67,374)	0	146,442	29.8%	85,000	17.3%	4,600	0.9%	56,842	11.5%
American Legion Post 537	New London	1,696,967	1,386,724	310,243	164,985	53.2%	0	0	141,678	45.7%	27,335	8.8%	32,965	10.6%	81,378	26.2%
New Market Firefighters Relief Assoc	New Market	610,266	498,394	111,872	51,821	46.3%	0	0	72,088	64.4%	57,000	51.0%	0	0.0%	15,088	13.5%
New Munich Jaycees	New Munich	271,472	224,794	46,678	26,363	56.5%	0	0	20,993	45.0%	10,673	22.9%	4,885	10.5%	5,435	11.6%
New Prague Chamber of Commerce	New Prague	446,287	374,483	71,804	37,272	51.9%	0	0	33,202	46.2%	17,773	24.8%	7,050	9.8%	8,379	11.7%
New Prague Community Sportsman	New Prague	836,353	671,892	164,461	92,267	56.1%	0	0	75,905	46.2%	48,425	29.4%	3,400	2.1%	24,081	14.6%
New Prague Firemens Relief Assoc	New Prague	420,241	336,503	83,738	47,970	57.3%	0	0	35,301	42.2%	18,282	21.8%	7,156	8.5%	9,862	11.8%
New Prague Hockey Association	New Prague	376,665	308,645	68,020	30,812	45.3%	0	0	44,420	65.3%	34,200	50.3%	2,550	3.7%	7,670	11.3%
American Legion Post 75	New Richland	224,436	176,385	48,050	26,847	55.9%	0	0	18,896	39.3%	2,515	5.2%	11,012	22.9%	5,369	11.2%
New Richland Firemens Relief Assoc	New Richland	447,107	374,840	72,267	42,736	59.1%	0	0	42,633	59.0%	31,294	43.3%	2,200	3.0%	9,139	12.6%
American Legion Post 132	New Ulm	232,399	186,355	46,044	31,972	69.4%	0	0	10,657	23.1%	3,710	8.1%	2,075	4.5%	4,872	10.6%
Izaak Walton League Chapter 79	New Ulm	603,054	490,165	112,889	52,596	46.6%	0	0	53,600	47.5%	39,930	35.4%	1,995	1.8%	11,675	10.3%
New Ulm Baseball Assoc	New Ulm	1,119,159	897,941	221,218	86,389	39.1%	0	7,500	129,374	58.5%	83,574	37.8%	1,625	0.7%	44,175	20.0%
New Ulm Hockey Assoc	New Ulm	121,443	93,097	28,346	13,242	46.7%	0	0	16,467	58.1%	12,000	42.3%	1,144	4.0%	3,323	11.7%
New Ulm Legion Baseball Boosters	New Ulm	351,153	287,606	63,547	24,995	39.3%	0	0	29,247	46.0%	21,735	34.2%	0	0.0%	7,512	11.8%
New Ulm Turnverein	New Ulm	290,079	223,733	66,346	21,099	31.8%	0	0	39,557	59.6%	32,959	49.7%	0	0.0%	6,598	9.9%
Searles Baseball Assoc	New Ulm	224,215	169,611	54,604	28,375	52.0%	0	1,670	17,043	31.2%	8,266	15.1%	2,825	5.2%	5,952	10.9%
New York Mills Lions Club	New York Mills	693,109	592,191	100,918	57,504	57.0%	0	0	48,504	48.1%	30,100	29.8%	2,100	2.1%	16,304	16.2%
VFW Post 3289	New York Mills	1,116,075	878,217	237,858	88,717	37.3%	0	0	106,597	44.8%	46,873	19.7%	30,366	12.8%	29,358	12.3%
Marshall Co Central Sports Booster	Newfolden	369,943	310,223	59,720	30,355	50.8%	0	0	25,585	42.8%	16,485	27.6%	1,900	3.2%	7,200	12.1%

Organization	City	Gross Receipts	Prizes	Net Receipts	Allowable Expenses		Excess Exp Reimb	Capital Assets Improvements	Lawful Purpose		Lawful Purpose		Lawful Purpose		Lawful Purpose	
					AE total	Percent			Total	Percent	Charitable	Percent	Other	Percent	Taxes/Fee	Percent
St. Paul Park Newport Lions Club	Newport	1,343,571	1,022,665	320,906	160,866	50.1%	(674)	0	169,291	52.8%	113,331	35.3%	0	0.0%	55,960	17.4%
Nicollet Conservation Club	Nicollet	288,021	226,952	61,070	33,159	54.3%	0	1,000	27,370	44.8%	14,720	24.1%	6,436	10.5%	6,213	10.2%
Nicollet Lions Club	Nicollet	331,092	273,344	57,748	29,088	50.4%	0	0	50,724	87.8%	43,280	74.9%	1,287	2.2%	6,157	10.7%
American Legion Post 627	Nisswa	1,538,718	1,219,662	319,056	182,579	57.2%	0	0	122,239	38.3%	24,326	7.6%	31,321	9.8%	66,592	20.9%
Nisswa Lions Club	Nisswa	827,817	665,636	162,181	82,646	51.0%	0	0	83,079	51.2%	59,094	36.4%	0	0.0%	23,984	14.8%
Ski Gull	Nisswa	234,526	187,324	47,202	28,025	59.4%	0	0	18,696	39.6%	10,550	22.4%	1,600	3.4%	6,546	13.9%
American Legion Post 85	North Branch	987,799	834,101	153,698	76,664	49.9%	0	0	85,768	55.8%	31,455	20.5%	22,746	14.8%	31,568	20.5%
North Branch Area Hockey Assoc	North Branch	1,006,894	797,134	209,761	99,407	47.4%	0	0	126,067	60.1%	83,000	39.6%	7,700	3.7%	35,367	16.9%
Mankato Area Youth Baseball Assn	North Mankato	2,633,276	2,228,202	405,075	183,050	45.2%	0	0	241,888	59.7%	83,142	20.5%	1,700	0.4%	157,046	38.8%
American Legion Post 39	North St. Paul	2,493,864	2,036,699	457,165	183,223	40.1%	0	3,170	290,709	63.6%	88,195	19.3%	69,019	15.1%	133,496	29.2%
North St. Paul Athletic Assoc	North St. Paul	1,776,647	1,463,394	313,253	177,370	56.6%	0	0	128,273	40.9%	31,632	10.1%	4,500	1.4%	92,141	29.4%
VFW Post 1350	North St. Paul	1,551,580	1,222,919	328,662	184,723	56.2%	(9,430)	5,862	137,981	42.0%	20,228	6.2%	60,769	18.5%	56,984	17.3%
White Bear Avenue Business Assoc	North St. Paul	1,591,398	1,298,478	292,920	152,742	52.1%	0	0	132,878	45.4%	45,380	15.5%	2,795	1.0%	84,703	28.9%
American Legion Post 84	Northfield	268,301	214,107	54,194	14,157	26.1%	0	0	36,558	67.5%	19,519	36.0%	10,932	20.2%	6,107	11.3%
Defeat of Jesse James Days Comm	Northfield	427,309	354,257	73,052	42,754	58.5%	(741)	0	37,594	51.5%	28,540	39.1%	0	0.0%	9,054	12.4%
Eagles Aerie 2242	Northfield	705,469	577,206	128,263	62,597	48.8%	0	0	77,151	60.2%	42,965	33.5%	20,653	16.1%	13,533	10.6%
Northfield Fire Relief Assoc	Northfield	278,603	233,898	44,705	25,995	58.1%	0	0	31,270	69.9%	26,255	58.7%	0	0.0%	5,015	11.2%
VFW Post 4393	Northfield	635,277	508,303	126,974	53,563	42.2%	0	23,000	52,742	41.5%	27,653	21.8%	9,010	7.1%	16,079	12.7%
Waterford Warriors Snowmobile Clu	Northfield	933,170	775,583	157,587	82,590	52.4%	0	0	63,675	40.4%	28,656	18.2%	3,330	2.1%	31,689	20.1%
VFW Post 3869	Norhome	1,363,171	1,140,999	222,172	119,059	53.6%	0	0	101,638	45.7%	41,176	18.5%	1,700	0.8%	58,762	26.4%
Norwood Young America Lions Clu	Norwood	404,107	328,160	75,947	44,810	59.0%	0	0	31,368	41.3%	19,123	25.2%	4,725	6.2%	7,520	9.9%
American Legion Post 343	Norwood Young Americ	316,922	252,208	64,714	28,055	43.4%	0	0	30,960	47.8%	21,303	32.9%	2,652	4.1%	7,005	10.8%
VFW Post 323	Oak Park Heights	1,124,832	923,892	200,940	115,798	57.6%	0	0	78,665	39.1%	10,414	5.2%	27,652	13.8%	40,599	20.2%
Maplewood Oakdale Lions Club	Oakdale	1,143,691	931,835	211,856	85,713	40.5%	(297)	2,000	124,900	59.0%	69,400	32.8%	4,000	1.9%	51,500	24.3%
North Tartan Area Girls Basketball B	Oakdale	2,044,111	1,648,804	395,307	218,885	55.4%	0	0	155,974	39.5%	31,443	8.0%	9,430	2.4%	115,101	29.1%
Tartan Area Youth Hockey Assoc	Oakdale	4,967,143	4,074,016	893,127	336,317	37.7%	0	0	559,803	62.7%	235,025	26.3%	3,300	0.4%	321,478	36.0%
Ogilvie Lions Club	Ogilvie	1,002,534	838,696	163,838	94,152	57.5%	0	0	65,657	40.1%	31,702	19.3%	0	0.0%	33,955	20.7%
American Legion Post 608	Okabena	187,986	150,913	37,073	19,846	53.5%	(18)	0	20,003	54.0%	7,094	19.1%	8,047	21.7%	4,862	13.1%
Olivia Ambulance Service Inc	Olivia	318,799	263,466	55,333	26,050	47.1%	0	0	28,238	51.0%	20,000	36.1%	1,715	3.1%	6,523	11.8%
Olivia Area Chamber of Commerce	Olivia	644,041	549,786	94,255	50,948	54.1%	(46)	0	36,408	38.6%	14,664	15.6%	5,800	6.2%	15,944	16.9%
Mille Lacs Area Community Develop	Onamia	316,539	248,442	68,097	37,734	55.4%	0	0	33,648	49.4%	26,500	38.9%	1,800	2.6%	5,348	7.9%
Mille Lacs Raiders Wrestling Club	Onamia	134,412	101,679	32,733	18,864	57.6%	(1,200)	0	11,662	35.6%	7,870	24.0%	0	0.0%	3,792	11.6%
Onamia Lions Club	Onamia	1,262,460	1,008,264	254,196	132,092	52.0%	0	0	124,539	49.0%	69,663	27.4%	3,075	1.2%	51,802	20.4%
Veterans Club Onamia	Onamia	774,381	627,604	146,777	74,509	50.8%	0	0	64,080	43.7%	25,801	17.6%	16,991	11.6%	21,288	14.5%
American Legion Post 480	Orr	86,941	65,603	21,338	6,148	28.8%	0	0	10,354	48.5%	3,356	15.7%	4,749	22.3%	2,249	10.5%
Moose Lodge 407	Ortonville	225,871	191,293	34,578	12,442	36.0%	0	0	14,568	42.1%	8,049	23.3%	1,648	4.8%	4,871	14.1%
VFW Post 3964	Ortonville	75,859	60,425	15,434	9,412	61.0%	0	0	10,739	69.6%	4,095	26.5%	5,104	33.1%	1,540	10.0%
Lake Osakis Resort Assoc	Osakis	203,560	167,695	35,865	21,901	61.1%	0	0	20,757	57.9%	15,550	43.4%	2,280	6.4%	2,927	8.2%
Osakis Economic Development Cor	Osakis	1,470,807	1,234,606	236,201	120,387	51.0%	0	0	117,983	50.0%	49,000	20.7%	3,018	1.3%	65,965	27.9%
VFW Post 7902	Osakis	1,058,996	870,367	188,629	126,195	66.9%	0	0	71,590	38.0%	26,331	14.0%	17,613	9.3%	27,646	14.7%
American Legion Post 331	Oslo	89,391	73,913	15,478	12,596	81.4%	0	0	9,246	59.7%	6,684	43.2%	425	2.7%	2,137	13.8%
American Legion Post 172	Osseo	2,693,548	2,255,797	437,751	174,980	40.0%	0	70,453	193,920	44.3%	11,311	2.6%	58,411	13.3%	124,198	28.4%
Dayton Lions Club	Osseo	971,348	780,641	190,708	135,383	71.0%	0	0	56,386	29.6%	19,841	10.4%	3,650	1.9%	32,895	17.2%
Osseo Firemens Relief Assoc	Osseo	1,340,597	1,141,311	199,286	119,037	59.7%	0	0	94,173	47.3%	33,750	16.9%	2,700	1.4%	57,723	29.0%
Osseo Lions Club	Osseo	2,210,098	1,886,212	323,886	136,301	42.1%	0	0	186,902	57.7%	67,060	20.7%	2,600	0.8%	117,242	36.2%
Osseo Maple Grove Hockey Assoc	Osseo	872,674	737,072	135,602	101,273	74.7%	(50,000)	0	29,980	22.1%	500	0.4%	0	0.0%	29,480	21.7%
Ostrander Lions	Ostrander	380,186	309,418	70,768	27,327	38.6%	0	0	37,379	52.8%	23,772	33.6%	1,580	2.2%	12,027	17.0%

Organization	City	Gross Receipts	Prizes	Net Receipts	Allowable Expenses		Excess Exp Reimb	Capital Assets Improvements	Lawful Purpose		Lawful Purpose		Lawful Purpose		Lawful Purpose	
					AE total	Percent			Total	Percent	Charitable	Percent	Other	Percent	Taxes/Fee	Percent
Ottertail Lions Club	Ottertail	2,252,345	1,913,942	338,403	184,165	54.4%	0	0	158,003	46.7%	37,254	11.0%	2,200	0.7%	118,549	35.0%
Ottertail Rod & Gun Club	Ottertail	747,148	632,491	114,657	75,247	65.6%	0	0	29,838	26.0%	10,697	9.3%	2,200	1.9%	16,941	14.8%
Lions Club of Emily Outing & Fifty L	Outing	297,790	235,951	61,840	43,353	70.1%	0	0	26,161	42.3%	18,601	30.1%	2,250	3.6%	5,310	8.6%
Outing Chamber Of Commerce	Outing	926,465	730,515	195,950	96,964	49.5%	0	0	95,998	49.0%	67,207	34.3%	3,124	1.6%	25,667	13.1%
American Legion Post 77	Owatonna	2,177,292	1,801,827	375,465	191,414	51.0%	0	950	185,908	49.5%	43,868	11.7%	19,881	5.3%	122,159	32.5%
Eagles Aerie 1791	Owatonna	1,738,298	1,385,330	352,968	147,228	41.7%	0	109,146	105,116	29.8%	3,527	1.0%	24,467	6.9%	77,123	21.8%
Elks Lodge 1395	Owatonna	963,130	767,653	195,478	96,224	49.2%	(354)	0	78,586	40.2%	39,114	20.0%	8,280	4.2%	31,193	16.0%
Knights of Columbus Council 945	Owatonna	1,246,660	1,021,740	224,920	123,853	55.1%	0	0	102,210	45.4%	43,990	19.6%	5,538	2.5%	52,681	23.4%
Owatonna Wrestling Assoc	Owatonna	1,045,250	840,745	204,505	123,890	60.6%	0	0	85,814	42.0%	47,750	23.3%	0	0.0%	38,064	18.6%
Owatonna Youth Hockey Assoc	Owatonna	1,076,029	884,615	191,414	66,703	34.8%	0	0	122,931	64.2%	80,507	42.1%	3,975	2.1%	38,449	20.1%
VFW Post 3723	Owatonna	1,545,112	1,221,449	323,662	132,553	41.0%	0	0	151,966	47.0%	64,112	19.8%	20,928	6.5%	66,927	20.7%
Palisade Fire Department	Palisade	808,038	678,109	129,929	67,104	51.6%	0	0	59,906	46.1%	35,747	27.5%	0	0.0%	24,160	18.6%
American Legion Post 212	Park Rapids	5,224,127	4,562,507	661,620	243,029	36.7%	(1,274)	2,973	423,637	64.0%	58,130	8.8%	43,334	6.5%	322,172	48.7%
Eagles Aerie 870	Park Rapids	3,138,629	2,756,911	381,719	170,924	44.8%	0	0	216,493	56.7%	20,224	5.3%	21,410	5.6%	174,859	45.8%
Park Rapids Amateur Hockey Assoc	Park Rapids	1,002,176	841,360	160,816	93,328	58.0%	0	0	45,054	28.0%	8,700	5.4%	2,025	1.3%	34,329	21.3%
Parkers Prairie Sportsman Club	Parkers Prairie	845,089	723,026	122,063	60,610	49.7%	0	0	67,662	55.4%	38,910	31.9%	3,355	2.7%	25,397	20.8%
American Legion Post 271	Paynesville	740,543	578,633	161,910	109,209	67.5%	0	0	65,649	40.5%	14,843	9.2%	34,841	21.5%	15,965	9.9%
Crow River Trail Guards Inc	Paynesville	118,942	94,590	24,352	15,332	63.0%	(1,514)	0	12,718	52.2%	9,400	38.6%	0	0.0%	3,318	13.6%
Paynesville New London Spicer Hoc	Paynesville	774,657	622,079	152,578	77,981	51.1%	0	0	55,295	36.2%	35,500	23.3%	1,430	0.9%	18,365	12.0%
Pelican Rapids Firemens Relief Ass	Pelican Rapids	407,953	340,925	67,028	39,774	59.3%	(15,115)	0	32,526	48.5%	26,650	39.8%	0	0.0%	5,876	8.8%
VFW Post 5252	Pelican Rapids	1,768,480	1,522,575	245,905	141,627	57.6%	0	0	122,302	49.7%	19,074	7.8%	11,564	4.7%	91,664	37.3%
VFW Post 5252 Aux	Pelican Rapids	135,505	105,042	30,462	19,996	65.6%	0	0	8,932	29.3%	5,707	18.7%	0	0.0%	3,225	10.6%
Pemberton Firefighters Relief Assoc	Pemberton	659,119	532,655	126,464	54,448	43.1%	0	0	80,063	63.3%	59,845	47.3%	3,950	3.1%	16,268	12.9%
Pengilly Booster Club	Pengilly	976,345	786,743	189,602	127,635	67.3%	0	0	58,972	31.1%	37,294	19.7%	2,000	1.1%	19,678	10.4%
American Legion Post 49	Pequot Lakes	637,000	508,191	128,809	90,709	70.4%	(5,029)	4,241	57,588	44.7%	28,481	22.1%	15,346	11.9%	13,761	10.7%
American Legion Post 49 Aux	Pequot Lakes	362,677	287,673	75,004	45,878	61.2%	(3,675)	0	49,175	65.6%	35,414	47.2%	3,083	4.1%	10,678	14.2%
Ideal Community Service Organizat	Pequot Lakes	347,976	275,461	72,515	38,952	53.7%	0	0	35,583	49.1%	26,978	37.2%	2,300	3.2%	6,305	8.7%
Pelican Lakes Conservation Club	Pequot Lakes	1,140,085	870,989	269,096	143,071	53.2%	0	11,324	121,481	45.1%	71,708	26.6%	2,200	0.8%	47,573	17.7%
Pequot Lakes Youth Hockey Assoc	Pequot Lakes	1,620,063	1,279,915	340,148	122,538	36.0%	0	0	237,156	69.7%	164,701	48.4%	2,175	0.6%	70,280	20.7%
Perham Athletic Assoc	Perham	174,658	139,701	34,957	23,947	68.5%	0	0	12,957	37.1%	7,504	21.5%	2,050	5.9%	3,403	9.7%
Perham Lions Club	Perham	1,185,965	938,068	247,897	150,964	60.9%	(4,997)	0	94,816	38.2%	53,270	21.5%	2,100	0.8%	39,446	15.9%
American Legion Post 526	Peterson	180,691	148,922	31,769	19,622	61.8%	0	0	18,181	57.2%	7,619	24.0%	6,041	19.0%	4,521	14.2%
American Legion Post 341	Pierz	72,417	60,398	12,019	9,301	77.4%	0	0	7,452	62.0%	5,637	46.9%	0	0.0%	1,815	15.1%
Eastern Morrison County 4 Wheeler	Pierz	821,491	653,724	167,767	90,983	54.2%	0	0	69,282	41.3%	45,779	27.3%	1,950	1.2%	21,553	12.8%
Harding Sportsman Club	Pierz	263,388	205,158	58,230	28,224	48.5%	0	0	26,432	45.4%	19,569	33.6%	1,000	1.7%	5,863	10.1%
Pierz Fire Relief Assoc	Pierz	344,771	296,298	48,473	26,400	54.5%	0	0	19,572	40.4%	10,875	22.4%	1,880	3.9%	6,817	14.1%
Pierz Lions Club	Pierz	473,070	393,010	80,060	32,349	40.4%	0	750	53,253	66.5%	43,005	53.7%	1,925	2.4%	8,323	10.4%
Pillager Lions Club	Pillager	280,411	228,206	52,205	31,736	60.8%	0	0	24,950	47.8%	16,423	31.5%	1,500	2.9%	7,027	13.5%
American Legion Post 51	Pine City	735,294	569,498	165,796	99,168	59.8%	0	4,500	56,490	34.1%	9,138	5.5%	26,882	16.2%	20,470	12.3%
Hinckley Pine City Flames Snowmo	Pine City	1,772,244	1,437,832	334,412	148,172	44.3%	0	0	186,632	55.8%	103,243	30.9%	3,000	0.9%	80,389	24.0%
Pine City Youth Hockey Assoc	Pine City	435,445	329,496	105,950	54,260	51.2%	0	0	38,817	36.6%	28,989	27.4%	0	0.0%	9,828	9.3%
Pokegama Lake Association	Pine City	2,771,008	2,245,185	525,823	208,292	39.6%	0	0	330,847	62.9%	162,639	30.9%	7,500	1.4%	160,708	30.6%
American Legion Post 184	Pine Island	801,191	666,552	134,639	66,187	49.2%	0	0	67,791	50.4%	25,031	18.6%	19,661	14.6%	23,099	17.2%
Pine Island Volunteer Firemen's Re	Pine Island	451,620	366,398	85,222	54,775	64.3%	0	0	28,159	33.0%	17,250	20.2%	3,300	3.9%	7,609	8.9%
American Legion Post 613	Pine River	726,405	559,215	167,190	101,220	60.5%	(12,277)	3,600	59,883	35.8%	15,873	9.5%	25,046	15.0%	18,964	11.3%
American Legion Post 6	Pipestone	321,035	253,986	67,049	31,719	47.3%	0	50	31,902	47.6%	12,632	18.8%	10,329	15.4%	8,941	13.3%
American Legion Post 179	Plainview	370,779	314,071	56,708	31,237	55.1%	0	0	28,557	50.4%	12,107	21.3%	11,145	19.7%	5,305	9.4%



Organization	City	Gross Receipts	Prizes	Net Receipts	Allowable Expenses		Excess Exp Reimb	Capital Assets Improvements	Lawful Purpose		Lawful Purpose		Lawful Purpose		Lawful Purpose	
					AE total	Percent			Total	Percent	Charitable	Percent	Other	Percent	Taxes/Fee	Percent
Elba Snowbirds	Plainview	742,837	606,295	136,542	76,234	55.8%	0	9,871	33,193	24.3%	11,240	8.2%	1,920	1.4%	20,033	14.7%
Plainview Area Development Corp	Plainview	161,520	132,170	29,350	17,000	57.9%	(38)	0	13,222	45.1%	10,040	34.2%	0	0.0%	3,182	10.8%
Plainview Firemens Relief Associati	Plainview	320,678	242,828	77,850	33,992	43.7%	0	0	27,274	35.0%	18,850	24.2%	-2,718	-3.5%	11,142	14.3%
American Legion Post 641	Plato	568,801	466,841	101,960	44,977	44.1%	0	0	55,493	54.4%	41,709	40.9%	2,150	2.1%	11,634	11.4%
Plato Fire Relief Assoc	Plato	409,241	331,812	77,429	37,210	48.1%	0	0	51,918	67.1%	41,948	54.2%	2,150	2.8%	7,820	10.1%
American Legion Post 623	Plummer	286,351	237,103	49,248	20,839	42.3%	0	0	23,534	47.8%	6,169	12.5%	11,015	22.4%	6,350	12.9%
Plummer Lions Club	Plummer	850,052	715,332	134,720	58,434	43.4%	0	0	96,381	71.5%	67,146	49.8%	3,900	2.9%	25,336	18.8%
Minn Waterfowl Assoc Inc	Plymouth	473,419	396,229	77,190	65,475	84.8%	0	4,500	24,698	32.0%	15,847	20.5%	0	0.0%	8,851	11.5%
National Ataxia Foundation	Plymouth	886,097	674,630	211,467	132,630	62.7%	0	0	78,634	37.2%	45,600	21.6%	5,232	2.5%	27,802	13.1%
Plymouth Lions Club Inc	Plymouth	2,158,950	1,761,360	397,590	172,376	43.4%	0	0	218,621	55.0%	99,494	25.0%	2,500	0.6%	116,627	29.3%
Porter Firemans Relief Assoc	Porter	219,542	177,817	41,724	24,461	58.6%	0	0	17,724	42.5%	14,125	33.9%	0	0.0%	3,599	8.6%
Fillmore County Handicapped Servi	Preston	250,238	204,275	45,963	18,967	41.3%	0	0	20,452	44.5%	13,350	29.0%	1,400	3.0%	5,702	12.4%
American Legion Post 216	Princeton	1,217,847	1,007,837	210,010	115,331	54.9%	0	0	70,227	33.4%	17,108	8.1%	4,050	1.9%	49,069	23.4%
Moose Lodge 2331	Princeton	89,414	69,268	20,146	6,583	32.7%	0	0	11,173	55.5%	5,081	25.2%	3,724	18.5%	2,368	11.8%
Mystic Riders Snowmobile Club	Princeton	2,656,091	2,208,629	447,462	226,044	50.5%	0	37,369	167,788	37.5%	16,087	3.6%	3,550	0.8%	148,151	33.1%
Princeton Jaycees	Princeton	925,569	765,253	160,316	113,099	70.5%	0	0	39,038	24.4%	11,025	6.9%	1,400	0.9%	26,613	16.6%
Princeton Youth Hockey Assoc	Princeton	1,078,694	891,400	187,294	85,295	45.5%	0	0	95,946	51.2%	56,000	29.9%	0	0.0%	39,946	21.3%
VFW Post 6843 Aux	Princeton	657,985	523,395	134,590	69,143	51.4%	0	0	57,136	42.5%	40,133	29.8%	1,800	1.3%	15,203	11.3%
Prior Lake Lions Club	Prior Lake	500,419	393,291	107,128	63,186	59.0%	0	0	43,680	40.8%	30,851	28.8%	1,200	1.1%	11,629	10.9%
Prior Lake Optimist Club	Prior Lake	1,087,662	891,717	195,945	104,680	53.4%	0	0	85,622	43.7%	44,296	22.6%	2,100	1.1%	39,226	20.0%
VFW Post 6208	Prior Lake	576,500	465,153	111,347	56,866	51.1%	0	0	52,863	47.5%	5,970	5.4%	33,249	29.9%	13,644	12.3%
Moose Lodge 1302	Proctor	656,399	580,586	75,813	71,451	94.2%	0	0	31,949	42.1%	7,328	9.7%	12,200	16.1%	12,421	16.4%
Randall Lions Club	Randall	639,726	544,108	95,618	49,929	52.2%	0	0	39,384	41.2%	24,399	25.5%	1,725	1.8%	13,260	13.9%
VFW Post 9073	Randall	201,640	167,849	33,791	26,651	78.9%	0	0	16,957	50.2%	4,044	12.0%	8,416	24.9%	4,497	13.3%
Randolph Fire Department Relief A	Randolph	715,867	561,044	154,823	74,087	47.9%	0	0	94,423	61.0%	72,250	46.7%	0	0.0%	22,173	14.3%
Reading Community Center	Reading	82,974	68,000	14,974	8,788	58.7%	0	0	8,948	59.8%	7,148	47.7%	0	0.0%	1,800	12.0%
American Legion Post 22	Red Lake Falls	212,978	171,924	41,054	23,257	56.7%	0	0	15,535	37.8%	1,637	4.0%	8,865	21.6%	5,033	12.3%
Red Lake Falls Blue Line Club	Red Lake Falls	330,413	275,365	55,048	22,681	41.2%	0	0	34,177	62.1%	26,164	47.5%	2,000	3.6%	6,013	10.9%
Civil Air Patrol Chapt Red Wing Cor	Red Wing	2,087,257	1,757,127	330,130	175,555	53.2%	0	0	128,047	38.8%	14,825	4.5%	2,350	0.7%	110,872	33.6%
Elks Lodge 845	Red Wing	658,324	553,613	104,711	47,528	45.4%	0	0	62,714	59.9%	33,969	32.4%	13,058	12.5%	15,687	15.0%
Red Men Club	Red Wing	526,382	454,774	71,608	35,131	49.1%	(73)	0	34,518	48.2%	13,885	19.4%	6,188	8.6%	14,445	20.2%
Red Wing Wildlife League	Red Wing	377,985	301,155	76,830	41,352	53.8%	0	0	48,778	63.5%	38,275	49.8%	1,250	1.6%	9,253	12.0%
American Legion Post 38	Redwood Falls	133,887	110,083	23,804	9,028	37.9%	0	0	16,214	68.1%	7,072	29.7%	6,175	25.9%	2,968	12.5%
Redwood Area Hockey Assoc	Redwood Falls	358,187	292,568	65,619	22,945	35.0%	0	66	51,521	78.5%	43,240	65.9%	0	0.0%	8,281	12.6%
VFW Post 2553	Redwood Falls	311,357	257,843	53,514	29,288	54.7%	0	0	24,537	45.9%	12,924	24.2%	4,035	7.5%	7,578	14.2%
Northland Lions Club	Remer	577,360	467,829	109,531	68,488	62.5%	0	0	39,409	36.0%	24,334	22.2%	2,900	2.6%	12,175	11.1%
Remer Fire Relief Assoc	Remer	757,993	634,221	123,771	61,436	49.6%	0	0	63,578	51.4%	39,598	32.0%	4,200	3.4%	19,780	16.0%
Renville Lions Club	Renville	165,326	128,706	36,620	23,213	63.4%	0	0	12,668	34.6%	8,060	22.0%	1,759	4.8%	2,849	7.8%
American Legion Post 473	Rice	407,932	333,200	74,732	36,820	49.3%	0	0	42,717	57.2%	23,428	31.3%	10,878	14.6%	8,411	11.3%
Rice Area Sportsman Club	Rice	1,110,266	902,843	207,423	120,178	57.9%	0	0	73,066	35.2%	27,717	13.4%	4,875	2.4%	40,474	19.5%
Rice Lions Club	Rice	417,503	324,821	92,682	57,447	62.0%	0	0	35,210	38.0%	26,691	28.8%	1,650	1.8%	6,868	7.4%
American Legion Post 435 Aux	Richfield	34,444	17,205	17,239	5,124	29.7%	0	0	3,379	19.6%	1,607	9.3%	275	1.6%	1,497	8.7%
VFW Post 5555	Richfield	1,990,207	1,554,519	435,688	148,446	34.1%	0	0	268,473	61.6%	70,981	16.3%	90,993	20.9%	106,499	24.4%
Church of Ss Peter & Paul	Richmond	175,384	133,424	41,960	14,315	34.1%	0	0	26,962	64.3%	22,630	53.9%	0	0.0%	4,332	10.3%
Richmond Big Lake Aquatic Assoc	Richmond	85,168	66,365	18,803	11,493	61.1%	0	0	4,368	23.2%	2,401	12.8%	0	0.0%	1,967	10.5%
Richmond Firemens Relief Assoc	Richmond	285,772	235,117	50,655	32,548	64.3%	0	0	16,450	32.5%	10,588	20.9%	0	0.0%	5,862	11.6%
Richmond Lions Club	Richmond	529,584	430,099	99,485	50,127	50.4%	0	0	53,426	53.7%	40,395	40.6%	1,750	1.8%	11,281	11.3%

Organization	City	Gross Receipts	Prizes	Net Receipts	Allowable Expenses		Excess Exp Reimb	Capital Assets Improvements	Lawful Purpose		Lawful Purpose		Lawful Purpose		Lawful Purpose	
					AE total	Percent			Total	Percent	Charitable	Percent	Other	Percent	Taxes/Fee	Percent
American Legion Post 251	Robbinsdale	1,223,848	1,035,655	188,193	132,873	70.6%	0	0	88,649	47.1%	32,223	17.1%	3,350	1.8%	53,076	28.2%
Robbinsdale Jaycees	Robbinsdale	1,775,172	1,524,501	250,671	180,269	71.9%	0	800	85,439	34.1%	9,757	3.9%	6,500	2.6%	69,182	27.6%
AF of L Union Rochester Club	Rochester	1,358,967	1,131,801	227,165	144,836	63.8%	0	0	77,466	34.1%	3,000	1.3%	9,050	4.0%	65,416	28.8%
American Legion Post 92	Rochester	1,958,925	1,635,214	323,711	122,859	38.0%	0	1,240	176,259	54.4%	30,261	9.3%	43,729	13.5%	102,269	31.6%
Eagles Aerie 2228	Rochester	1,001,049	808,202	192,847	87,856	45.6%	0	0	101,637	52.7%	38,772	20.1%	30,930	16.0%	31,935	16.6%
Elks Lodge 1091	Rochester	806,004	642,193	163,811	104,216	63.6%	0	0	81,790	49.9%	24,252	14.8%	42,541	26.0%	14,997	9.2%
Lourdes Found Rochester	Rochester	1,821,696	1,210,683	611,013	534,737	87.5%	(157,900)	0	208,924	34.2%	151,000	24.7%	6,592	1.1%	51,332	8.4%
Olmsted County Hockey Association	Rochester	2,488,721	1,933,633	555,088	253,601	45.7%	0	0	298,705	53.8%	145,939	26.3%	5,200	0.9%	147,566	26.6%
Police Benevolent Association of Rochester	Rochester	150,440	118,379	32,061	18,979	59.2%	0	0	13,533	42.2%	10,085	31.5%	0	0.0%	3,448	10.8%
Rochester Juvenile Hockey Association	Rochester	2,726,920	2,121,327	605,593	386,384	63.8%	0	0	201,095	33.2%	43,085	7.1%	5,887	1.0%	152,123	25.1%
Rochester Minnesota Amateur Sports Club	Rochester	309,265	253,358	55,907	36,685	65.6%	(1,738)	0	11,225	20.1%	1,335	2.4%	0	0.0%	9,890	17.7%
VFW Post 1215	Rochester	2,000,665	1,617,065	383,600	214,191	55.8%	0	7,000	181,475	47.3%	44,038	11.5%	32,089	8.4%	105,349	27.5%
Voiture 327 40/8	Rochester	578,488	484,551	93,937	49,910	53.1%	0	723	28,026	29.8%	15,111	16.1%	2,600	2.8%	10,315	11.0%
Rock Creek Lions Club	Rock Creek	1,246,612	1,059,914	186,698	68,127	36.5%	0	0	121,838	65.3%	68,311	36.6%	2,400	1.3%	51,127	27.4%
Rockville Lions Club	Rockville	384,537	306,092	78,445	45,306	57.8%	0	0	34,465	43.9%	19,219	24.5%	7,973	10.2%	7,273	9.3%
Rogers Firemans Relief Association	Rogers	1,781,539	1,519,013	262,526	142,486	54.3%	0	0	118,297	45.1%	30,500	11.6%	0	0.0%	87,797	33.4%
Rogers Lions Club	Rogers	883,322	740,469	142,853	80,900	56.6%	0	0	75,075	52.6%	44,000	30.8%	7,300	5.1%	23,775	16.6%
Rollingstone Fire Fighters Relief Association	Rollingstone	679,545	538,369	141,176	62,637	44.4%	0	0	69,531	49.3%	49,175	34.8%	3,795	2.7%	16,561	11.7%
Rollingstone Jaycees	Rollingstone	174,065	142,247	31,818	23,368	73.4%	0	0	11,930	37.5%	4,625	14.5%	2,700	8.5%	4,605	14.5%
Rose Creek Firemens Relief Association	Rose Creek	241,275	188,011	53,264	23,011	43.2%	0	0	31,601	59.3%	21,579	40.5%	5,874	11.0%	4,148	7.8%
American Legion Post 24	Roseau	958,876	802,045	156,831	81,570	52.0%	0	15,785	61,258	39.1%	6,558	4.2%	23,075	14.7%	31,625	20.2%
Eagles Aerie 3882	Roseau	621,954	513,706	108,248	61,662	57.0%	(4,246)	0	28,316	26.2%	9,922	9.2%	4,200	3.9%	14,194	13.1%
VFW Post 8663	Roseau	694,699	555,105	139,594	91,722	65.7%	0	2,929	51,808	37.1%	26,784	19.2%	10,037	7.2%	14,987	10.7%
Voiture 1436 40/8 Roseau Co	Roseau	501,470	427,269	74,201	50,185	67.6%	0	0	35,608	48.0%	20,813	28.0%	3,608	4.9%	11,187	15.1%
American Legion Post 65	Rosemount	850,502	668,937	181,565	109,292	60.2%	0	42,000	47,484	26.2%	17,121	9.4%	11,067	6.1%	19,296	10.6%
Rosemount Lions Club	Rosemount	340,624	277,152	63,472	34,810	54.8%	0	0	21,439	33.8%	10,534	16.6%	0	0.0%	10,905	17.2%
VFW Post 9433	Rosemount	735,083	615,111	119,972	76,348	63.6%	0	3,985	66,857	55.7%	32,518	27.1%	15,048	12.5%	19,292	16.1%
American Legion Post 542	Roseville	1,720,715	1,405,033	315,683	111,165	35.2%	0	0	176,965	56.1%	45,644	14.5%	38,468	12.2%	92,853	29.4%
B-Dale Club	Roseville	222,947	163,852	59,095	26,100	44.2%	0	0	27,554	46.6%	9,802	16.6%	11,812	20.0%	5,940	10.1%
Midway Speedskating Club Inc	Roseville	2,754,627	1,969,806	784,821	359,676	45.8%	0	0	403,327	51.4%	286,851	36.5%	5,267	0.7%	111,209	14.2%
North Suburban Youth Foundation	Roseville	2,871,338	2,212,982	658,356	353,151	53.6%	0	0	301,001	45.7%	165,829	25.2%	4,400	0.7%	130,772	19.9%
Suburban Law Enforcement Association	Roseville	568,015	450,196	117,819	73,581	62.5%	(1)	0	54,129	45.9%	36,745	31.2%	3,300	2.8%	14,084	12.0%
TSE Inc	Roseville	1,279,745	1,061,529	218,216	135,258	62.0%	0	0	89,177	40.9%	20,500	9.4%	0	0.0%	68,677	31.5%
VFW Post 7555	Roseville	1,852,435	1,524,146	328,289	165,492	50.4%	0	0	164,742	50.2%	12,028	3.7%	43,626	13.3%	109,088	33.2%
American Legion Post 137	Royalton	132,439	101,081	31,358	19,174	61.1%	0	0	16,763	53.5%	4,967	15.8%	7,762	24.8%	4,034	12.9%
Royalton Firemens Relief Association	Royalton	1,099,944	905,343	194,601	96,794	49.7%	0	0	99,831	51.3%	51,844	26.6%	4,990	2.6%	42,997	22.1%
Eagles Aerie 2663	Rush City	151,731	122,952	28,778	14,698	51.1%	(1,627)	0	14,200	49.3%	326	1.1%	11,325	39.4%	2,549	8.9%
Rush City Jaycees	Rush City	703,459	594,493	108,967	62,882	57.7%	0	0	49,627	45.5%	30,705	28.2%	3,000	2.8%	15,922	14.6%
Rush City Lions Club	Rush City	331,127	270,003	61,124	23,785	38.9%	0	0	34,677	56.7%	26,630	43.6%	1,275	2.1%	6,772	11.1%
Rush City Sno Bugs	Rush City	587,654	457,610	130,044	63,224	48.6%	0	29,532	24,022	18.5%	7,717	5.9%	3,700	2.8%	12,605	9.7%
Rush Lake Improvement Association	Rush City	1,199,254	1,009,817	189,437	105,081	55.5%	0	0	97,907	51.7%	29,100	15.4%	2,500	1.3%	66,307	35.0%
VFW Post 6692	Rush City	326,252	259,165	67,087	42,789	63.8%	0	0	29,343	43.7%	5,906	8.8%	16,632	24.8%	6,805	10.1%
American Legion Post 94	Rushford	283,540	233,124	50,416	32,757	65.0%	0	0	24,042	47.7%	2,727	5.4%	15,012	29.8%	6,303	12.5%
Rushford Peterson Booster Club	Rushford	768,137	605,312	162,825	49,648	30.5%	0	0	117,392	72.1%	95,080	58.4%	885	0.5%	21,427	13.2%
American Legion Post 460	Russell	125,319	100,013	25,306	9,593	37.9%	0	0	19,079	75.4%	14,540	57.5%	2,025	8.0%	2,514	9.9%
Sandstone Lions Club	Sandstone	385,812	315,198	70,614	35,034	49.6%	0	0	45,891	65.0%	36,140	51.2%	2,425	3.4%	7,839	11.1%
Sartell Youth Hockey	Sartell	1,258,490	983,036	275,454	113,795	41.3%	0	0	175,184	63.6%	120,708	43.8%	2,350	0.9%	52,126	18.9%

Organization	City	Gross Receipts	Prizes	Net Receipts	Allowable Expenses		Excess Exp Reimb	Capital Assets Improvements	Lawful Purpose		Lawful Purpose		Lawful Purpose		Lawful Purpose	
					AE total	Percent			Total	Percent	Charitable	Percent	Other	Percent	Taxes/Fee	Percent
American Legion Post 67	Sauk Centre	398,100	324,393	73,704	47,401	64.3%	0	0	31,305	42.5%	18,900	25.6%	3,350	4.5%	9,055	12.3%
Community Connection of Sauk Cen	Sauk Centre	941,322	797,610	143,713	63,668	44.3%	0	0	80,461	56.0%	47,772	33.2%	0	0.0%	32,689	22.7%
Sauk Centre Conservation Club	Sauk Centre	546,348	459,363	86,985	52,651	60.5%	0	0	30,760	35.4%	19,650	22.6%	0	0.0%	11,110	12.8%
Sauk Centre Fire Relief Assoc	Sauk Centre	1,100,110	900,898	199,212	76,074	38.2%	0	0	121,365	60.9%	80,000	40.2%	0	0.0%	41,365	20.8%
Sauk Centre Youth Hockey Assoc	Sauk Centre	1,000,372	830,553	169,819	65,611	38.6%	0	0	110,412	65.0%	73,970	43.6%	1,675	1.0%	34,767	20.5%
American Legion Post 254	Sauk Rapids	712,651	567,730	144,921	76,633	52.9%	0	0	87,159	60.1%	20,777	14.3%	48,750	33.6%	17,632	12.2%
Sauk Rapids Baseball Assoc	Sauk Rapids	1,026,292	804,977	221,315	131,764	59.5%	0	0	91,935	41.5%	53,953	24.4%	1,450	0.7%	36,532	16.5%
Sauk Rapids Sportsman Club	Sauk Rapids	857,066	631,638	225,428	122,731	54.4%	0	0	89,642	39.8%	60,564	26.9%	4,900	2.2%	24,178	10.7%
St. Cloud Gymnastics Booster Club	Sauk Rapids	1,144,551	915,596	228,956	191,220	83.5%	0	0	47,195	20.6%	0	0.0%	0	0.0%	47,195	20.6%
VFW Post 6992	Sauk Rapids	1,026,670	828,862	197,808	91,397	46.2%	0	0	117,259	59.3%	61,854	31.3%	33,452	16.9%	21,953	11.1%
American Legion Post 643	Savage	1,224,470	987,245	237,225	110,917	46.8%	0	0	156,076	65.8%	19,335	8.2%	85,387	36.0%	51,354	21.6%
Scandia Marine Lions Club	Scandia	78,311	60,451	17,860	9,225	51.7%	0	0	10,087	56.5%	8,120	45.5%	0	0.0%	1,967	11.0%
American Legion Post 456	Sebekka	538,076	430,864	107,212	51,908	48.4%	0	479	54,131	50.5%	24,018	22.4%	16,553	15.4%	13,560	12.6%
Shafer Firemens Vol Benefit Assoc	Shafer	756,254	626,649	129,605	69,325	53.5%	0	0	47,726	36.8%	22,600	17.4%	2,525	1.9%	22,601	17.4%
American Legion Post 2	Shakopee	393,523	308,439	85,084	51,498	60.5%	(3,924)	0	58,760	69.1%	18,627	21.9%	32,355	38.0%	7,778	9.1%
Eagles Aerie 4120	Shakopee	439,691	353,139	86,552	46,546	53.8%	0	0	50,656	58.5%	37,535	43.4%	3,625	4.2%	9,496	11.0%
Shako Valley Amateur Hockey Assc	Shakopee	648,657	285,992	362,665	38,234	61.0%	0	0	22,442	35.8%	12,000	19.1%	2,300	3.7%	8,142	13.0%
Shakopee Lions Club	Shakopee	453,641	369,156	84,485	44,916	53.2%	0	0	40,709	48.2%	28,930	34.2%	2,500	3.0%	9,279	11.0%
Shakopee Rotary Club	Shakopee	1,166,489	965,106	201,383	127,986	63.6%	0	0	78,604	39.0%	29,840	14.8%	4,700	2.3%	44,064	21.9%
VFW Post 4046	Shakopee	2,628,992	2,165,735	463,257	257,399	55.6%	0	0	190,630	41.1%	12,066	2.6%	23,936	5.2%	154,628	33.4%
Fox Lake Conservation League Inc.	Sherburn	365,032	295,671	69,361	29,624	42.7%	0	0	51,373	74.1%	43,501	62.7%	1,476	2.1%	6,396	9.2%
Clearwater Trailblazers Snowmobile	Shevlin	125,409	93,216	32,194	18,048	56.1%	0	0	13,570	42.2%	9,963	30.9%	0	0.0%	3,607	11.2%
Shevlin Firemens Relief Association	Shevlin	829,843	691,500	138,343	64,736	46.8%	0	0	80,027	57.8%	39,900	28.8%	3,000	2.2%	37,127	26.8%
American Business Womens Chapt	Shoreview	3,266,041	2,621,205	644,836	362,054	56.1%	0	0	262,340	40.7%	118,601	18.4%	4,070	0.6%	139,669	21.7%
Lake Owasso Residence Volunteer	Shoreview	1,321,341	1,010,437	310,904	188,959	60.8%	0	0	116,619	37.5%	85,386	27.5%	4,390	1.4%	26,843	8.6%
American Legion Post 259	Shorewood	844,210	686,508	157,702	89,883	57.0%	0	0	67,787	43.0%	24,783	15.7%	16,893	10.7%	26,111	16.6%
VFW Post 6204	Silver Bay	446,038	358,721	87,317	39,183	44.9%	0	0	43,694	50.0%	31,159	35.7%	1,945	2.2%	10,590	12.1%
American Legion Post 141	Silver Lake	710,226	592,402	117,824	59,222	50.3%	0	0	57,407	48.7%	25,058	21.3%	14,217	12.1%	18,132	15.4%
Silver Lake Fire Dept Relief Assoc	Silver Lake	305,732	260,630	45,102	26,146	58.0%	0	0	20,609	45.7%	12,246	27.2%	900	2.0%	7,463	16.5%
Silver Lake Lions Club	Silver Lake	327,994	266,533	61,461	38,024	61.9%	0	0	27,642	45.0%	17,120	27.9%	3,800	6.2%	6,722	10.9%
Slayton Volunteer Fire Department	Slayton	285,666	225,452	60,214	38,569	64.1%	0	400	18,712	31.1%	11,655	19.4%	0	0.0%	7,057	11.7%
Essig Baseball Club	Sleepy Eye	217,986	175,509	42,476	17,077	40.2%	0	0	19,865	46.8%	12,345	29.1%	0	0.0%	7,520	17.7%
Leavenworth Baseball Assoc	Sleepy Eye	252,023	194,336	57,687	30,481	52.8%	0	0	27,023	46.8%	20,375	35.3%	1,968	3.4%	4,680	8.1%
Sleepy Eye Arena Assoc	Sleepy Eye	609,879	509,074	100,805	37,634	37.3%	0	0	82,759	82.1%	66,706	66.2%	1,800	1.8%	14,253	14.1%
Sleepy Eye Hockey Assoc	Sleepy Eye	621,404	500,778	120,626	53,590	44.4%	0	30,000	22,159	18.4%	1,603	1.3%	2,925	2.4%	17,631	14.6%
South Haven Firemens Relief Assoc	South Haven	978,146	789,499	188,647	81,785	43.4%	0	0	81,700	43.3%	45,250	24.0%	0	0.0%	36,450	19.3%
Hrvatski Dom Assoc	South St. Paul	628,515	489,791	138,724	106,568	76.8%	0	9,000	26,213	18.9%	9,257	6.7%	3,900	2.8%	13,056	9.4%
Pna Zagloba Lodge 1033 South St.	South St. Paul	291,668	222,770	68,898	55,521	80.6%	0	0	39,756	57.7%	27,420	39.8%	2,929	4.3%	9,407	13.7%
South St. Paul Educational Foundat	South St. Paul	78,161	60,242	17,919	12,213	68.2%	0	0	15,238	85.0%	13,500	75.3%	0	0.0%	1,738	9.7%
South St. Paul Lions Club	South St. Paul	1,938,726	1,585,268	353,458	137,556	38.9%	0	500	218,140	61.7%	116,126	32.9%	3,000	0.8%	99,014	28.0%
South St. Paul Rod & Gun Club	South St. Paul	65,534	51,482	14,049	11,416	81.3%	0	0	2,698	19.2%	1,343	9.6%	0	0.0%	1,355	9.6%
South St. Paul Youth Hockey Assoc	South St. Paul	1,352,437	1,110,559	241,878	94,975	39.3%	0	0	150,133	62.1%	86,607	35.8%	3,450	1.4%	60,076	24.8%
VFW Post 295	South St. Paul	2,237,994	1,797,251	440,743	196,144	44.5%	0	0	212,651	48.2%	36,122	8.2%	55,047	12.5%	121,482	27.6%
Vietnam Veterans of America Chap	South St. Paul	521,337	431,214	90,123	57,606	63.9%	0	6,800	28,472	31.6%	19,899	22.1%	0	0.0%	8,573	9.5%
American Legion Post 545	Spicer	1,906,087	1,611,828	294,259	121,520	41.3%	0	8,860	176,350	59.9%	26,782	9.1%	52,507	17.8%	97,061	33.0%
American Legion Post 249	Spring Grove	381,402	306,134	75,268	43,846	58.3%	0	0	35,156	46.7%	19,909	26.5%	7,802	10.4%	7,445	9.9%
Spring Grove Commercial Club	Spring Grove	378,909	308,190	70,719	18,773	26.5%	0	0	62,491	88.4%	48,425	68.5%	6,650	9.4%	7,416	10.5%

Organization	City	Gross Receipts	Prizes	Net Receipts	Allowable Expenses		Excess Exp Reimb	Capital Assets Improvements	Lawful Purpose		Lawful Purpose		Lawful Purpose		Lawful Purpose	
					AE total	Percent			Total	Percent	Charitable	Percent	Other	Percent	Taxes/Fee	Percent
Fridley Lions Club	Spring Lake Park	3,362,630	2,803,585	559,045	199,426	35.7%	0	0	346,369	62.0%	128,805	23.0%	3,800	0.7%	213,764	38.2%
Mounds View Lions Club	Spring Lake Park	808,966	671,306	137,661	107,797	78.3%	0	0	43,417	31.5%	18,340	13.3%	2,900	2.1%	22,177	16.1%
New Brighton Lions Club	Spring Lake Park	870,215	733,601	136,614	95,096	69.6%	0	0	40,343	29.5%	12,721	9.3%	2,900	2.1%	24,722	18.1%
Spring Lake Park Lions Club	Spring Lake Park	10,155,977	8,476,125	1,679,852	940,560	56.0%	0	0	595,166	35.4%	101,704	6.1%	4,500	0.3%	488,962	29.1%
VFW Post 6587	Spring Lake Park	2,263,020	1,911,110	351,910	156,426	44.5%	0	0	205,284	58.3%	17,293	4.9%	89,449	25.4%	98,542	28.0%
Spring Valley Area Ambulance Assn	Spring Valley	1,027,112	860,542	166,570	97,252	58.4%	(91)	0	78,599	47.2%	38,377	23.0%	4,695	2.8%	35,527	21.3%
VFW Post 4114	Spring Valley	299,665	235,260	64,405	33,074	51.4%	0	0	36,362	56.5%	14,555	22.6%	14,220	22.1%	7,587	11.8%
American Legion Post 257	Springfield	306,711	246,136	60,575	33,939	56.0%	0	0	32,422	53.5%	27,359	45.2%	372	0.6%	4,691	7.7%
American Legion Post 190	St. Charles	310,532	256,222	54,310	22,542	41.5%	0	0	22,118	40.7%	13,370	24.6%	1,826	3.4%	6,922	12.7%
Moose Lodge 1114	St. Charles	162,980	124,613	38,367	17,789	46.4%	0	0	14,922	38.9%	10,413	27.1%	880	2.3%	3,629	9.5%
St. Charles Firemens Relief Assoc	St. Charles	284,410	213,933	70,477	25,129	35.7%	0	0	45,493	64.6%	35,900	50.9%	2,780	3.9%	6,813	9.7%
Whitewater Trailblazers Snowmobile	St. Charles	536,142	425,502	110,640	57,668	52.1%	0	0	50,999	46.1%	36,901	33.4%	1,850	1.7%	12,247	11.1%
American Legion Post 475	St. Clair	156,652	126,428	30,224	14,985	49.6%	0	0	16,346	54.1%	7,835	25.9%	4,338	14.4%	4,173	13.8%
St. Clair Fire Relief Assoc	St. Clair	956,316	780,790	175,527	107,307	61.1%	0	0	65,689	37.4%	29,200	16.6%	2,300	1.3%	34,189	19.5%
Almar Club Sports	St. Cloud	130,645	105,250	25,395	4,679	18.4%	0	0	22,290	87.8%	18,500	72.8%	0	0.0%	3,790	14.9%
American Legion Post 621	St. Cloud	286,506	227,192	59,314	37,867	63.8%	(10,708)	0	26,317	44.4%	5,628	9.5%	13,949	23.5%	6,740	11.4%
American Legion Post 76	St. Cloud	863,212	686,249	176,963	108,704	61.4%	0	1,000	93,832	53.0%	50,962	28.8%	16,585	9.4%	26,285	14.9%
Boxers Workout Gym	St. Cloud	1,781,446	1,477,315	304,131	190,263	62.6%	(9,189)	0	126,275	41.5%	77,356	25.4%	4,200	1.4%	44,719	14.7%
Cathedral High School	St. Cloud	1,652,595	1,190,212	462,383	298,431	64.5%	0	0	176,394	38.1%	125,000	27.0%	3,050	0.7%	48,344	10.5%
Central Minn Sexual Assault Ctr	St. Cloud	1,889,281	1,596,679	292,602	145,860	49.8%	0	0	155,896	53.3%	55,000	18.8%	3,275	1.1%	97,621	33.4%
Central Minn Task Force For Batter	St. Cloud	1,675,273	1,182,582	492,691	313,196	63.6%	0	0	137,913	28.0%	84,662	17.2%	3,050	0.6%	50,201	10.2%
Cura Center	St. Cloud	1,804,637	1,296,881	507,756	305,159	60.1%	0	0	190,236	37.5%	127,992	25.2%	3,050	0.6%	59,194	11.7%
Eagles Aerie 622	St. Cloud	1,254,613	1,008,846	245,767	147,153	59.9%	0	500	99,895	40.6%	27,899	11.4%	23,197	9.4%	48,799	19.9%
Knights of Columbus Council 961	St. Cloud	672,545	546,449	126,096	83,513	66.2%	0	0	46,728	37.1%	26,835	21.3%	4,290	3.4%	15,603	12.4%
Optimist Club of St. Cloud	St. Cloud	1,894,239	1,577,887	316,352	146,407	46.3%	0	650	169,195	53.5%	70,924	22.4%	2,375	0.8%	95,896	30.3%
St. Cloud All-City High School Band	St. Cloud	339,467	258,627	80,840	37,293	46.1%	0	0	49,212	60.9%	39,987	49.5%	2,100	2.6%	7,125	8.8%
St. Cloud Area Golden Gloves Boxin	St. Cloud	1,229,716	976,649	253,067	121,849	48.1%	0	0	145,098	57.3%	96,136	38.0%	6,300	2.5%	42,662	16.9%
St. Cloud Lions Club	St. Cloud	1,790,610	1,422,760	367,850	153,431	41.7%	0	20,000	146,772	39.9%	45,691	12.4%	1,650	0.4%	99,431	27.0%
St. Cloud Shrine Club	St. Cloud	120,681	90,809	29,872	18,591	62.2%	0	0	5,418	18.1%	3,049	10.2%	0	0.0%	2,369	7.9%
United Arts of Central Minnesota	St. Cloud	1,469,660	1,027,135	442,525	299,165	67.6%	(9,446)	0	168,211	38.0%	125,000	28.2%	3,050	0.7%	40,161	9.1%
VFW Post 428	St. Cloud	1,147,189	905,594	241,595	92,347	38.2%	0	0	122,714	50.8%	18,528	7.7%	67,505	27.9%	36,681	15.2%
VFW Post 4847	St. Cloud	1,613,943	1,257,016	356,927	146,444	41.0%	0	0	184,400	51.7%	52,706	14.8%	52,707	14.8%	78,987	22.1%
American Legion Post 622	St. Francis	1,799,105	1,512,728	286,377	146,820	51.3%	0	0	154,920	54.1%	34,973	12.2%	32,050	11.2%	87,897	30.7%
St. Francis Lions Club	St. Francis	2,074,823	1,705,121	369,702	219,075	59.3%	(1,719)	0	149,872	40.5%	23,877	6.5%	14,733	4.0%	111,262	30.1%
St Hilaire Community Club	St. Hilaire	343,669	278,240	65,429	27,574	42.1%	0	0	38,780	59.3%	28,845	44.1%	1,900	2.9%	8,035	12.3%
American Legion Post 33	St. James	503,343	396,672	106,672	49,985	46.9%	0	10,593	49,882	46.8%	20,134	18.9%	18,426	17.3%	11,322	10.6%
Eagles Aerie 3420	St. James	558,970	464,279	94,691	53,561	56.6%	0	0	30,817	32.5%	15,303	16.2%	2,165	2.3%	13,349	14.1%
St. James Lions Club	St. James	85,086	64,010	21,076	11,649	55.3%	0	0	9,139	43.4%	7,030	33.4%	0	0.0%	2,109	10.0%
VFW Post 1914	St. James	571,921	476,554	95,367	51,042	53.5%	0	0	46,167	48.4%	23,027	24.1%	10,147	10.6%	12,993	13.6%
American Legion Post 221	St. Joseph	182,880	142,934	39,946	30,546	76.5%	0	0	9,670	24.2%	4,098	10.3%	2,100	5.3%	3,472	8.7%
American Legion Post 328	St. Joseph	559,151	477,935	81,216	38,825	47.8%	0	0	32,365	39.8%	6,905	8.5%	13,067	16.1%	12,393	15.3%
St. Joseph Jaycees	St. Joseph	462,847	385,615	77,232	36,433	47.2%	0	0	39,842	51.6%	26,916	34.9%	3,500	4.5%	9,426	12.2%
St. Joseph Lions Club	St. Joseph	200,169	156,340	43,829	21,817	49.8%	0	0	26,816	61.2%	18,075	41.2%	4,200	9.6%	4,541	10.4%
St. Joseph Recreational Assoc	St. Joseph	158,906	127,235	31,671	21,171	66.8%	0	0	11,785	37.2%	5,059	16.0%	3,250	10.3%	3,476	11.0%
St. Louis Park Hockey Boosters Assn	St. Louis Park	2,934,962	2,467,888	467,074	174,699	37.4%	0	0	277,540	59.4%	102,800	22.0%	7,300	1.6%	167,439	35.8%
VFW Post 5632	St. Louis Park	2,083,440	1,780,698	302,742	139,120	46.0%	0	0	178,064	58.8%	63,396	20.9%	9,606	3.2%	105,062	34.7%
St. Martin Commercial Club	St. Martin	243,553	194,594	48,959	18,009	36.8%	0	0	29,354	60.0%	19,125	39.1%	1,795	3.7%	8,434	17.2%



Organization	City	Gross Receipts	Prizes	Net Receipts	Allowable Expenses		Excess Exp Reimb	Capital Assets Improvements	Lawful Purpose		Lawful Purpose		Lawful Purpose		Lawful Purpose	
					AE total	Percent			Total	Percent	Charitable	Percent	Other	Percent	Taxes/Fee	Percent
American Legion Post 567	St. Michael	3,704,942	3,199,252	505,690	182,049	36.0%	0	0	321,038	63.5%	75,614	15.0%	15,949	3.2%	229,475	45.4%
American Legion Post 474	St. Paul	257,682	185,908	71,774	48,632	67.8%	0	0	23,800	33.2%	3,678	5.1%	12,958	18.1%	7,164	10.0%
American Legion Post 577	St. Paul	450,159	359,329	90,830	67,165	73.9%	(2,062)	2,285	38,666	42.6%	17,177	18.9%	9,794	10.8%	11,695	12.9%
Childrens Safety Center Network	St. Paul	315,601	245,633	69,968	39,991	57.2%	(1,576)	0	13,335	19.1%	5,000	7.1%	0	0.0%	8,335	11.9%
Church of St. Bernard St. Paul	St. Paul	3,612,570	2,967,743	644,827	378,706	58.7%	0	0	268,831	41.7%	53,467	8.3%	8,000	1.2%	207,364	32.2%
Church of St. Mary Rom.Orthodox A	St. Paul	1,742,216	1,248,464	493,752	314,155	63.6%	0	75,321	153,431	31.1%	95,839	19.4%	0	0.0%	57,592	11.7%
Church of St. Mary Romanian Ortho	St. Paul	1,801,468	1,250,607	550,861	331,890	60.2%	0	0	214,207	38.9%	146,479	26.6%	3,000	0.5%	64,728	11.8%
Como Area Youth Hockey	St. Paul	975,098	782,695	192,403	104,051	54.1%	0	0	57,349	29.8%	20,495	10.7%	2,753	1.4%	34,101	17.7%
Czech & Slovak Sokol Minnesota	St. Paul	1,255,650	1,022,929	232,721	133,250	57.3%	0	0	96,267	41.4%	36,344	15.6%	3,425	1.5%	56,498	24.3%
Festival and Heritage Found St. Paul	St. Paul	1,002,362	798,640	203,722	119,094	58.5%	0	0	80,661	39.6%	39,494	19.4%	3,700	1.8%	37,467	18.4%
Highland Central Hockey Associatio	St. Paul	1,250,267	1,009,581	240,686	140,684	58.5%	0	0	100,705	41.8%	40,982	17.0%	3,700	1.5%	56,023	23.3%
Johnson Area Hockey Association	St. Paul	1,834,926	1,445,239	389,687	212,003	54.4%	0	0	183,045	47.0%	85,903	22.0%	3,184	0.8%	93,958	24.1%
Metropolitan Public Airport Foundati	St. Paul	442,998	342,016	100,982	60,617	60.0%	0	0	37,630	37.3%	25,000	24.8%	3,900	3.9%	8,730	8.6%
Minn Brass St. Paul	St. Paul	566,997	456,536	110,461	57,773	52.3%	(4,109)	692	48,360	43.8%	32,685	29.6%	2,000	1.8%	13,675	12.4%
Minn Licensed Beverage Assoc Chi	St. Paul	3,142,198	2,463,858	678,340	409,377	60.3%	0	0	272,406	40.2%	73,026	10.8%	10,900	1.6%	188,480	27.8%
North Ramsey 500 Lions Club Inc	St. Paul	1,588,404	1,295,325	293,079	184,781	63.0%	0	0	111,940	38.2%	28,470	9.7%	1,650	0.6%	81,820	27.9%
Payne Arcade Business Assoc	St. Paul	315,897	258,122	57,775	52,044	90.1%	0	0	11,750	20.3%	1,185	2.1%	2,181	3.8%	8,384	14.5%
Pioneer Booster Club	St. Paul	605,241	502,862	102,379	67,158	65.6%	0	0	39,197	38.3%	24,493	23.9%	2,173	2.1%	12,531	12.2%
Prosperity Heights Booster Club	St. Paul	2,477,951	2,088,554	389,397	204,970	52.6%	0	5,000	195,749	50.3%	49,754	12.8%	0	0.0%	145,995	37.5%
St. Paul Fire Fighters Local 21 Bene	St. Paul	1,601,063	1,276,476	324,587	216,951	66.8%	0	0	121,513	37.4%	40,102	12.4%	3,000	0.9%	78,411	24.2%
St. Paul Midway Lions Club Founda	St. Paul	2,182,999	1,732,660	450,339	244,920	54.4%	(25,000)	0	193,584	43.0%	60,519	13.4%	8,000	1.8%	125,065	27.8%
West Side Booster Club	St. Paul	3,304,460	2,758,713	545,747	259,354	47.5%	0	0	265,296	48.6%	53,977	9.9%	3,766	0.7%	207,553	38.0%
American Legion Post 98	St. Paul Park	2,180,367	1,884,457	295,910	127,554	43.1%	0	0	175,050	59.2%	36,070	12.2%	17,600	5.9%	121,379	41.0%
American Legion Post 37	St. Peter	806,481	638,515	167,966	96,485	57.4%	0	0	73,783	43.9%	31,541	18.8%	19,731	11.7%	22,511	13.4%
Drum and Bugle Corps St Peter Go	St. Peter	838,949	673,495	165,454	94,340	57.0%	0	0	55,960	33.8%	22,350	13.5%	2,550	1.5%	31,060	18.8%
St. Peter Red Men Club	St. Peter	1,410,930	1,163,064	247,866	142,196	57.4%	(2,518)	0	116,503	47.0%	46,993	19.0%	6,600	2.7%	62,910	25.4%
St. Stephen Firefighters Relief Asso	St. Stephen	203,496	160,427	43,069	21,310	49.5%	0	0	20,583	47.8%	13,516	31.4%	2,200	5.1%	4,867	11.3%
Stacy Lent Fire Relief Assoc	Stacy	676,131	561,275	114,856	52,735	45.9%	0	0	47,547	41.4%	24,770	21.6%	4,300	3.7%	18,477	16.1%
Stacy Lions Club	Stacy	511,151	400,178	110,973	50,002	45.1%	0	0	53,056	47.8%	38,165	34.4%	3,500	3.2%	11,391	10.3%
Staples Lions Club	Staples	842,212	701,551	140,661	62,656	44.5%	0	0	79,378	56.4%	54,148	38.5%	1,200	0.9%	24,030	17.1%
Starbuck Fire Department Relief As	Starbuck	442,230	369,760	72,470	56,312	77.7%	(6,000)	0	27,099	37.4%	17,911	24.7%	0	0.0%	9,188	12.7%
Starbuck Jaycees	Starbuck	625,165	525,883	99,283	80,150	80.7%	0	0	28,417	28.6%	13,876	14.0%	2,481	2.5%	12,060	12.1%
VFW Post 4582	Starbuck	738,777	583,080	155,698	97,451	62.6%	0	0	72,544	46.6%	42,639	27.4%	11,942	7.7%	17,963	11.5%
American Legion Post 390	Stephen	139,093	112,765	26,328	19,644	74.6%	0	0	9,550	36.3%	3,970	15.1%	1,825	6.9%	3,755	14.3%
Stewart Lions Club	Stewart	831,070	692,232	138,838	74,489	53.7%	0	0	60,724	43.7%	35,104	25.3%	3,600	2.6%	22,020	15.9%
American Legion Post 164	Stewartville	1,079,598	903,637	175,961	86,421	49.1%	0	3,631	93,907	53.4%	21,750	12.4%	28,912	16.4%	43,245	24.6%
Stewartville Fire Relief Assoc	Stewartville	685,496	561,198	124,298	56,732	45.6%	0	0	60,156	48.4%	41,250	33.2%	2,000	1.6%	16,906	13.6%
American Legion Post 48	Stillwater	785,499	631,454	154,045	79,073	51.3%	0	0	87,060	56.5%	39,700	25.8%	21,401	13.9%	25,959	16.9%
Eagles Aerie 94	Stillwater	3,003,892	2,572,088	431,804	182,021	42.2%	0	0	238,320	55.2%	37,341	8.6%	27,425	6.4%	173,554	40.2%
Elks Lodge 179	Stillwater	699,284	567,845	131,439	76,885	58.5%	(1,901)	0	60,440	46.0%	40,727	31.0%	4,470	3.4%	15,243	11.6%
Knights of Columbus Council 1632	Stillwater	160,369	131,817	28,552	14,882	52.1%	0	1,000	16,040	56.2%	13,568	47.5%	0	0.0%	2,472	8.7%
Stockton Area Promotional Group	Stockton	756,913	592,849	164,064	80,182	48.9%	0	0	97,385	59.4%	72,835	44.4%	5,600	3.4%	18,951	11.6%
American Legion Post 391	Storden	145,181	119,552	25,629	21,617	84.3%	0	0	13,419	52.4%	10,800	42.1%	173	0.7%	2,446	9.5%
Redrock Sportsman Club	Storden	126,158	100,640	25,518	16,428	64.4%	0	0	6,130	24.0%	3,271	12.8%	0	0.0%	2,859	11.2%
Sturgeon Lake Lions Club	Sturgeon Lake	290,556	242,334	48,222	23,705	49.2%	0	0	25,301	52.5%	17,028	35.3%	1,250	2.6%	7,023	14.6%
Sobieski Lions Club	Swanville	504,422	416,722	87,700	42,749	48.7%	0	0	44,318	50.5%	32,350	36.9%	2,350	2.7%	9,618	11.0%
Swanville Community Scholarship F	Swanville	586,314	483,329	102,985	41,845	40.6%	0	0	56,192	54.6%	43,500	42.2%	2,000	1.9%	10,692	10.4%

Organization	City	Gross Receipts	Prizes	Net Receipts	Allowable Expenses		Excess Exp Reimb	Capital Assets Improvements	Lawful Purpose		Lawful Purpose		Lawful Purpose		Lawful Purpose	
					AE total	Percent			Total	Percent	Charitable	Percent	Other	Percent	Taxes/Fee	Percent
Swanville Lions Club	Swanville	603,617	469,777	133,839	54,008	40.4%	0	0	80,862	60.4%	64,994	48.6%	1,925	1.4%	13,942	10.4%
Tamarack Sno Flyers Inc	Tamarack	1,153,121	928,534	224,587	123,681	55.1%	0	0	101,115	45.0%	53,805	24.0%	4,375	1.9%	42,935	19.1%
Taylor's Falls Fire Dept Relief Assoc	Taylor's Falls	951,729	809,410	142,319	85,459	60.0%	0	0	64,425	45.3%	24,023	16.9%	3,500	2.5%	36,902	25.9%
American Legion Post 117	Thief River Falls	789,787	647,603	142,184	89,844	63.2%	0	947	63,924	45.0%	31,290	22.0%	11,150	7.8%	21,484	15.1%
Eagles Aerie 2368	Thief River Falls	888,107	694,459	193,648	86,678	44.8%	0	9,900	72,691	37.5%	41,098	21.2%	8,467	4.4%	23,126	11.9%
Elks Lodge 1308	Thief River Falls	378,273	305,914	72,359	60,384	83.5%	0	0	27,902	38.6%	8,172	11.3%	11,292	15.6%	8,438	11.7%
Fourtown Grygla Sportsman Club	Thief River Falls	45,548	36,223	9,325	5,731	61.5%	0	(316)	4,039	43.3%	2,525	27.1%	650	7.0%	864	9.3%
Heritage Community Center	Thief River Falls	35,896	27,480	8,416	1,370	16.3%	0	0	7,001	83.2%	6,000	71.3%	0	0.0%	1,001	11.9%
Thief River Falls Amateur Hockey A	Thief River Falls	2,188,918	1,819,602	369,316	141,981	38.4%	0	0	221,114	59.9%	102,473	27.7%	2,000	0.5%	116,641	31.6%
VFW Post 2793	Thief River Falls	1,552,953	1,282,336	270,617	141,472	52.3%	0	7,560	121,675	45.0%	38,267	14.1%	24,977	9.2%	58,431	21.6%
Tower Firemens Relief Assoc	Tower	583,264	482,687	100,577	64,275	63.9%	0	0	42,505	42.3%	28,042	27.9%	3,250	3.2%	11,213	11.1%
American Legion Post 173	Tracy	310,622	247,111	63,511	28,576	45.0%	0	0	30,500	48.0%	19,685	31.0%	4,126	6.5%	6,689	10.5%
Eagles Aerie 3918	Tracy	96,690	77,107	19,583	11,714	59.8%	(8)	0	6,975	35.6%	4,315	22.0%	0	0.0%	2,660	13.6%
Truman Baseball Softball Associatio	Truman	257,600	210,212	47,388	25,480	53.8%	0	0	36,755	77.6%	28,652	60.5%	1,266	2.7%	6,837	14.4%
American Legion Post 431	Twin Valley	428,885	375,495	53,390	28,035	52.5%	0	0	26,538	49.7%	12,078	22.6%	5,761	10.8%	8,699	16.3%
Twin Valley Firemens Relief Assoc.	Twin Valley	227,477	197,135	30,342	16,844	55.5%	0	0	14,989	49.4%	6,500	21.4%	3,075	10.1%	5,414	17.8%
American Legion Post 109	Two Harbors	655,754	545,750	110,004	84,250	76.6%	0	0	28,392	25.8%	7,011	6.4%	4,866	4.4%	16,515	15.0%
Moose Lodge 1463	Two Harbors	584,164	481,790	102,374	70,537	68.9%	0	4,435	32,517	31.8%	7,636	7.5%	15,477	15.1%	9,403	9.2%
Two Harbors Youth Hockey Associa	Two Harbors	615,484	515,837	99,647	50,517	50.7%	0	0	61,639	61.9%	47,802	48.0%	0	0.0%	13,836	13.9%
Ulen Fire Dept Relief Assoc	Ulen	242,711	209,218	33,493	17,516	52.3%	0	0	19,098	57.0%	10,650	31.8%	2,150	6.4%	6,298	18.8%
VFW Post 5115	Ulen	403,515	355,522	47,993	27,023	56.3%	0	0	24,251	50.5%	6,488	13.5%	8,986	18.7%	8,778	18.3%
Underwood Lions Club	Underwood	433,261	363,512	69,750	40,895	58.6%	0	0	33,884	48.6%	22,023	31.6%	3,100	4.4%	8,761	12.6%
Upsala Lions Club	Upsala	542,727	441,364	101,363	38,759	38.2%	0	0	60,057	59.2%	45,851	45.2%	3,340	3.3%	10,866	10.7%
Merrick Inc	Vadnais Heights	4,460,972	3,627,396	833,576	444,261	53.3%	0	0	396,424	47.6%	121,880	14.6%	4,700	0.6%	269,844	32.4%
Vadnais Heights Firefighters Relief	Vadnais Heights	3,419,269	2,858,260	561,009	271,746	48.4%	0	500	276,177	49.2%	56,929	10.1%	5,750	1.0%	213,498	38.1%
Vadnais Heights Lions Club	Vadnais Heights	1,657,566	1,384,712	272,854	136,328	50.0%	0	0	146,043	53.5%	61,633	22.6%	4,853	1.8%	79,557	29.2%
Miesville Lions Club	Vermillion	696,162	549,643	146,519	74,145	50.6%	0	0	74,550	50.9%	56,507	38.6%	2,660	1.8%	15,383	10.5%
Verndale Lions Club	Verndale	262,073	221,171	40,902	14,339	35.1%	0	0	25,319	61.9%	18,924	46.3%	1,000	2.4%	5,395	13.2%
Vernon Center Fire Relief Assoc	Vernon Center	40,514	28,718	11,796	6,738	57.1%	0	0	6,921	58.7%	5,505	46.7%	0	0.0%	1,416	12.0%
Veseli Jaycees	Veseli	478,027	400,227	77,800	37,645	48.4%	0	0	40,266	51.8%	27,342	35.1%	2,989	3.8%	9,935	12.8%
Villard Fire Dept Relief Assoc	Villard	587,247	486,724	100,523	49,818	49.6%	0	0	42,141	41.9%	25,038	24.9%	2,600	2.6%	14,503	14.4%
American Legion Post 239	Virginia	705,473	592,909	112,564	58,771	52.2%	0	0	45,262	40.2%	8,728	7.8%	18,381	16.3%	18,152	16.1%
Elks Lodge 1003	Virginia	298,322	240,963	57,359	43,929	76.6%	(13,861)	0	31,294	54.6%	16,621	29.0%	8,170	14.2%	6,503	11.3%
Sexual Assault Program of North St	Virginia	672,680	589,313	83,367	35,691	42.8%	0	0	33,513	40.2%	11,101	13.3%	2,900	3.5%	19,513	23.4%
American Legion Post 50	Wabasha	920,060	724,804	195,256	108,796	55.7%	0	0	72,227	37.0%	19,240	9.9%	22,372	11.5%	30,615	15.7%
VFW Post 4086	Wabasha	916,498	743,506	172,992	101,239	58.5%	0	0	76,024	43.9%	20,570	11.9%	17,594	10.2%	37,860	21.9%
Wabasso Lions Club	Wabasso	77,305	57,628	19,677	9,348	47.5%	0	0	13,566	68.9%	10,651	54.1%	1,290	6.6%	1,625	8.3%
American Legion Post 150	Waconia	182,227	151,763	30,466	20,449	67.1%	0	0	10,883	35.7%	5,730	18.8%	1,500	4.9%	3,653	12.0%
Lions Club of Waconia	Waconia	437,359	357,298	80,061	28,315	35.4%	(838)	0	64,373	80.4%	54,450	68.0%	2,000	2.5%	7,923	9.9%
VFW Post 5462	Waconia	220,532	177,124	43,408	22,626	52.1%	0	0	25,794	59.4%	7,768	17.9%	12,609	29.0%	5,417	12.5%
Waconia Fire Dept Relief Assoc	Waconia	742,772	624,390	118,382	71,548	60.4%	0	0	59,004	49.8%	31,250	26.4%	9,179	7.8%	18,575	15.7%
Elks Lodge 2386	Wadena	656,899	547,309	109,590	69,084	63.0%	0	0	42,498	38.8%	19,480	17.8%	6,398	5.8%	16,620	15.2%
VFW Post 3922	Wadena	1,036,808	867,839	168,969	100,311	59.4%	0	0	67,219	39.8%	20,821	12.3%	7,205	4.3%	39,193	23.2%
Wadena Lions Club	Wadena	604,930	513,256	91,674	53,819	58.7%	0	0	39,362	42.9%	24,438	26.7%	1,500	1.6%	13,424	14.6%
Wahkon Civic Assoc	Wahkon	244,884	191,945	52,939	31,141	58.8%	(8,384)	0	30,126	56.9%	16,503	31.2%	2,000	3.8%	11,623	22.0%
American Legion Post 428	Waite Park	2,706,158	2,225,828	480,330	175,750	36.6%	0	0	302,837	63.0%	58,851	12.3%	57,513	12.0%	186,473	38.8%
American Legion Post 428 Aux	Waite Park	567,723	465,358	102,365	47,456	46.4%	0	0	52,191	51.0%	30,626	29.9%	6,250	6.1%	15,315	15.0%

Organization	City	Gross Receipts	Prizes	Net Receipts	Allowable Expenses		Excess Exp Reimb	Capital Assets Improvements	Lawful Purpose		Lawful Purpose		Lawful Purpose		Lawful Purpose	
					AE total	Percent			Total	Percent	Charitable	Percent	Other	Percent	Taxes/Fee	Percent
Church Of St. Joseph	Waite Park	1,274,825	986,004	288,821	167,620	58.0%	0	0	116,553	40.4%	58,081	20.1%	1,425	0.5%	57,047	19.8%
Moose Lodge 1400	Waite Park	443,092	363,555	79,537	42,240	53.1%	0	5,969	34,615	43.5%	6,407	8.1%	19,572	24.6%	8,636	10.9%
Waldorf Firemen's Relief Assoc	Waldorf	182,731	137,194	45,537	23,368	51.3%	0	0	15,837	34.8%	8,200	18.0%	1,525	3.3%	6,112	13.4%
American Legion Post 134	Walker	1,171,351	971,925	199,426	92,345	46.3%	0	0	99,775	50.0%	21,596	10.8%	22,535	11.3%	55,644	27.9%
American Legion Post 134 Aux	Walker	54,149	41,855	12,295	10,650	86.6%	0	0	7,545	61.4%	5,847	47.6%	0	0.0%	1,698	13.8%
Leech Lake Area Amateur Hockey A	Walker	480,296	377,830	102,466	51,811	50.6%	0	0	23,226	22.7%	13,525	13.2%	2,300	2.2%	7,401	7.2%
American Legion Post 267	Walnut Grove	45,795	35,928	9,867	5,355	54.3%	0	5	2,575	26.1%	1,548	15.7%	0	0.0%	1,026	10.4%
Walnut Grove Area Jaycees	Walnut Grove	82,187	66,646	15,541	9,281	59.7%	0	0	4,459	28.7%	2,578	16.6%	0	0.0%	1,881	12.1%
Wanamingo Firefighters Relief Assoc	Wanamingo	290,118	230,761	59,357	25,231	42.5%	0	0	46,587	78.5%	39,000	65.7%	2,600	4.4%	4,987	8.4%
American Legion Post 27	Warren	472,570	394,223	78,347	46,046	58.8%	0	0	28,424	36.3%	11,109	14.2%	6,675	8.5%	10,640	13.6%
Warren Pony Sports Booster Club	Warren	1,237,475	1,032,377	205,098	79,010	38.5%	0	0	120,713	58.9%	67,500	32.9%	2,000	1.0%	51,213	25.0%
American Legion Post 25	Warroad	586,170	503,888	82,282	22,445	27.3%	0	0	43,317	52.6%	5,371	6.5%	20,308	24.7%	17,638	21.4%
VFW Post 4930	Warroad	316,929	265,711	51,218	25,749	50.3%	0	0	33,122	64.7%	24,262	47.4%	2,750	5.4%	6,110	11.9%
Warrior Coaches Association Inc	Warroad	185,496	156,790	28,706	17,835	62.1%	0	0	15,749	54.9%	8,548	29.8%	2,300	8.0%	4,901	17.1%
Warroad Area Community Center	Warroad	1,051,138	862,604	188,534	99,816	52.9%	0	0	66,526	35.3%	26,028	13.8%	2,100	1.1%	38,398	20.4%
American Legion Post 228	Waseca	527,504	423,238	104,266	63,489	60.9%	0	0	48,731	46.7%	17,415	16.7%	21,466	20.6%	9,850	9.4%
Eagles Aerie 3753	Waseca	636,136	505,787	130,349	72,005	55.2%	0	0	69,732	53.5%	51,670	39.6%	3,050	2.3%	15,012	11.5%
VFW Post 1642	Waseca	1,807,519	1,465,562	341,957	179,277	52.4%	0	2,500	170,133	49.8%	61,592	18.0%	23,941	7.0%	84,600	24.7%
Waseca Hockey Association	Waseca	1,456,943	1,171,900	285,043	143,295	50.3%	0	0	147,158	51.6%	80,458	28.2%	5,500	1.9%	61,200	21.5%
Waseca Sleigh And Cutter Festival	Waseca	290,319	238,566	51,753	35,258	68.1%	0	0	29,634	57.3%	22,589	43.6%	2,200	4.3%	4,845	9.4%
Upper Red Lake Area Assoc	Waskish	610,767	492,468	118,299	59,253	50.1%	0	0	64,942	54.9%	47,298	40.0%	1,000	0.8%	16,644	14.1%
Watertown Lions Club	Watertown	486,405	387,494	98,910	33,108	33.5%	0	0	64,800	65.5%	51,992	52.6%	2,750	2.8%	10,058	10.2%
Waterville Lions Club	Waterville	1,008,087	801,399	206,688	106,072	51.3%	0	0	109,046	52.8%	70,704	34.2%	4,600	2.2%	33,742	16.3%
American Legion Post 453	Watkins	35,016	27,703	7,313	4,659	63.7%	0	0	1,946	26.6%	1,142	15.6%	0	0.0%	804	11.0%
VFW Post 5460	Watkins	753,277	613,141	140,136	65,544	46.8%	0	0	88,452	63.1%	65,063	46.4%	2,913	2.1%	20,476	14.6%
Watkins Lions Club	Watkins	635,386	520,735	114,651	48,071	41.9%	0	0	65,115	56.8%	48,217	42.1%	1,780	1.6%	15,118	13.2%
Waverly Lions Club	Waverly	443,244	367,219	76,025	48,628	64.0%	0	0	24,601	32.4%	11,773	15.5%	2,400	3.2%	10,427	13.7%
American Legion Post 118	Wayzata	88,802	69,492	19,310	8,278	42.9%	0	0	10,923	56.6%	2,655	13.7%	6,538	33.9%	1,730	9.0%
Wayzata Lions Club	Wayzata	1,711,834	1,443,814	268,020	181,148	67.6%	0	0	88,522	33.0%	3,000	1.1%	3,500	1.3%	82,022	30.6%
Webster Sports & Recreation Assoc	Webster	55,578	45,877	9,701	8,070	83.2%	0	0	7,031	72.5%	5,845	60.3%	0	0.0%	1,186	12.2%
American Legion Post 553	Welcome	191,451	154,901	36,550	21,741	59.5%	0	0	20,574	56.3%	9,565	26.2%	6,854	18.8%	4,155	11.4%
Community Options & Resources	Welcome	42,441	32,873	9,568	4,834	50.5%	0	0	10,058	105.1%	6,500	67.9%	2,400	25.1%	1,158	12.1%
Welcome Fire Department Relief As	Welcome	204,842	166,618	38,224	26,688	69.8%	0	0	8,224	21.5%	1,627	4.3%	450	1.2%	6,147	16.1%
American Legion Post 210	Wells	291,212	229,342	61,870	36,334	58.7%	0	0	25,794	41.7%	8,705	14.1%	11,636	18.8%	5,453	8.8%
American Legion Post 552	Wells	223,665	180,516	43,150	18,400	42.6%	0	2,385	22,308	51.7%	13,685	31.7%	3,923	9.1%	4,700	10.9%
VFW Post 1778	Wells	212,108	162,069	50,039	28,219	56.4%	0	0	26,137	52.2%	4,955	9.9%	16,356	32.7%	4,826	9.6%
Wells Lions Club	Wells	207,662	163,529	44,133	21,580	48.9%	0	0	24,029	54.4%	18,054	40.9%	1,100	2.5%	4,875	11.0%
West Concord Historical Society	West Concord	166,842	135,498	31,344	13,707	43.7%	0	0	13,545	43.2%	10,000	31.9%	0	0.0%	3,545	11.3%
Mendota Heights Athletic Associatio	West St. Paul	2,712,656	2,252,965	459,691	238,734	51.9%	0	0	227,094	49.4%	75,000	16.3%	0	0.0%	152,094	33.1%
South Robert Street Business Asso	West St. Paul	1,851,072	1,484,309	366,763	196,375	53.5%	(92)	0	176,209	48.0%	65,989	18.0%	7,150	1.9%	103,070	28.1%
Tapemark Charity Pro-Am Golf Tou	West St. Paul	4,501,370	3,388,098	1,113,272	578,513	52.0%	0	0	534,944	48.1%	346,370	31.1%	3,700	0.3%	184,874	16.6%
West St. Paul Commercial Club	West St. Paul	2,783,969	2,232,026	551,942	306,097	55.5%	0	0	242,346	43.9%	70,804	12.8%	3,950	0.7%	167,592	30.4%
Westbrook Fire Relief Assoc	Westbrook	196,907	159,199	37,708	5,392	14.3%	0	0	35,995	95.5%	30,750	81.5%	1,675	4.4%	3,570	9.5%
Westbrook Young Mens Club	Westbrook	116,022	95,538	20,484	13,616	66.5%	0	0	7,007	34.2%	2,979	14.5%	1,605	7.8%	2,423	11.8%
American Legion Post 80	Wheaton	188,811	145,839	42,972	10,974	25.5%	0	0	20,068	46.7%	11,540	26.9%	3,779	8.8%	4,749	11.1%
Wheaton Fire Dept Relief Assoc	Wheaton	388,663	324,598	64,065	26,591	41.5%	0	0	33,257	51.9%	23,382	36.5%	1,877	2.9%	7,998	12.5%
American Legion Post 168	White Bear Lake	2,801,592	2,396,453	405,139	213,949	52.8%	0	0	196,005	48.4%	21,536	5.3%	7,852	1.9%	166,618	41.1%

Organization	City	Gross Receipts	Prizes	Net Receipts	Allowable Expenses		Excess Exp Reimb	Capital Assets Improvements	Lawful Purpose		Lawful Purpose		Lawful Purpose		Lawful Purpose	
					AE total	Percent			Total	Percent	Charitable	Percent	Other	Percent	Taxes/Fee	Percent
Midwest Ski Otter Water Ski Club	White Bear Lake	663,620	538,649	124,971	76,171	61.0%	0	0	60,375	48.3%	37,511	30.0%	6,600	5.3%	16,264	13.0%
VFW Post 1782	White Bear Lake	2,300,028	1,887,532	412,496	221,220	53.6%	0	0	189,776	46.0%	28,868	7.0%	20,165	4.9%	140,743	34.1%
White Bear Lake Area Hockey Assoc	White Bear Lake	1,316,358	1,086,892	229,466	111,068	48.4%	0	0	125,214	54.6%	63,000	27.5%	4,900	2.1%	57,314	25.0%
White Bear Lake Boxing Club Inc	White Bear Lake	666,520	531,514	135,006	91,551	67.8%	0	0	46,260	34.3%	26,000	19.3%	3,500	2.6%	16,760	12.4%
White Bear Lake Lions Club	White Bear Lake	1,726,648	1,382,090	344,558	189,722	55.1%	0	0	155,702	45.2%	63,322	18.4%	4,100	1.2%	88,280	25.6%
American Legion Post 507	Willernie	936,971	747,158	189,813	95,306	50.2%	0	0	82,129	43.3%	43,755	23.1%	3,583	1.9%	34,791	18.3%
Williams Firemens Relief Assoc	Williams	211,464	178,645	32,819	15,093	46.0%	0	0	22,466	68.5%	14,698	44.8%	2,600	7.9%	5,168	15.7%
American Legion Post 167	Willmar	1,257,349	1,022,559	234,789	117,098	49.9%	0	0	127,874	54.5%	46,186	19.7%	35,284	15.0%	46,404	19.8%
Eagles Aerie 2334	Willmar	985,910	799,005	186,905	113,782	60.9%	0	0	76,023	40.7%	43,805	23.4%	4,475	2.4%	27,743	14.8%
Elks Lodge 952	Willmar	330,803	281,209	49,594	20,146	40.6%	0	0	20,864	42.1%	12,898	26.0%	57	0.1%	7,908	15.9%
VFW Post 1639	Willmar	1,203,707	1,006,668	197,039	112,349	57.0%	0	0	87,211	44.3%	19,018	9.7%	22,202	11.3%	45,991	23.3%
American Legion Post 361 Sturgeon	Willow River	605,426	507,137	98,289	45,290	46.1%	0	0	45,083	45.9%	26,384	26.8%	4,152	4.2%	14,547	14.8%
Northern Pine Riders	Willow River	775,077	629,307	145,771	75,280	51.6%	0	25,617	43,896	30.1%	23,215	15.9%	1,800	1.2%	18,881	13.0%
Willow River Commercial Club	Willow River	269,977	224,966	45,011	23,504	52.2%	0	0	26,730	59.4%	20,941	46.5%	0	0.0%	5,789	12.9%
Wilmont Lions Club	Wilmont	139,058	112,341	26,717	13,569	50.8%	0	100	10,432	39.0%	7,230	27.1%	390	1.5%	2,812	10.5%
Cottonwood Co Game & Fish Prote	Windom	310,746	248,464	62,282	26,470	42.5%	0	0	40,195	64.5%	30,343	48.7%	2,250	3.6%	7,602	12.2%
Windom Youth Hockey Assoc	Windom	319,856	254,008	65,848	46,469	70.6%	(9,958)	500	39,993	60.7%	30,290	46.0%	2,534	3.8%	7,169	10.9%
American Legion Post 200	Winger	412,399	350,411	61,988	31,077	50.1%	0	0	28,629	46.2%	15,793	25.5%	3,400	5.5%	9,436	15.2%
American Legion Post 82	Winnebago	614,100	506,997	107,103	58,783	54.9%	(327)	0	39,911	37.3%	18,584	17.4%	4,200	3.9%	17,127	16.0%
American Legion Post 9	Winona	590,041	457,330	132,711	81,430	61.4%	0	0	65,874	49.6%	27,039	20.4%	21,023	15.8%	17,813	13.4%
Church of St Stanislaus Winona	Winona	233,885	163,995	69,890	17,100	24.5%	0	0	53,105	76.0%	46,300	66.2%	325	0.5%	6,480	9.3%
Cotter High School	Winona	2,181,410	1,754,295	427,115	178,545	41.8%	0	0	252,221	59.1%	132,620	31.1%	1,525	0.4%	118,076	27.6%
Eagles Aerie 1243	Winona	1,633,679	1,298,031	335,648	171,600	51.1%	0	0	165,254	49.2%	68,964	20.5%	13,854	4.1%	82,437	24.6%
Goodview Activity Group	Winona	3,324,676	2,704,444	620,232	264,960	42.7%	0	0	327,264	52.8%	121,692	19.6%	4,465	0.7%	201,107	32.4%
Goodview Winona Area Hockey Ass	Winona	1,508,880	1,234,356	274,524	110,965	40.4%	0	0	164,507	59.9%	95,250	34.7%	0	0.0%	69,257	25.2%
Mississippi River Revival	Winona	125,665	101,652	24,013	19,239	80.1%	0	0	11,420	47.6%	9,500	39.6%	0	0.0%	1,920	8.0%
VFW Post 1287	Winona	874,190	722,687	151,504	63,988	42.2%	0	0	68,104	45.0%	26,364	17.4%	13,049	8.6%	28,690	18.9%
Church of Holy Trinity	Winsted	795,292	642,746	152,546	39,339	25.8%	0	0	113,040	74.1%	85,846	56.3%	1,450	1.0%	25,744	16.9%
Winsted Firemen Relief Assoc	Winsted	944,812	793,102	151,710	74,412	49.0%	0	0	81,572	53.8%	45,732	30.1%	6,889	4.5%	28,951	19.1%
American Legion Post 314	Winthrop	589,710	462,883	126,827	68,996	54.4%	0	0	84,013	66.2%	56,913	44.9%	13,419	10.6%	13,681	10.8%
VFW Post 4078	Winthrop	183,293	146,172	37,121	25,916	69.8%	0	0	18,681	50.3%	3,700	10.0%	11,043	29.7%	3,938	10.6%
Ely Winton Rod and Gun Club	Winton	963,249	864,672	98,577	97,370	98.8%	0	0	63,208	64.1%	15,605	15.8%	10,394	10.5%	37,209	37.7%
Wolf Lake Lions Club	Wolf Lake	862,223	713,099	149,124	74,975	50.3%	0	0	69,226	46.4%	43,313	29.0%	2,100	1.4%	23,813	16.0%
Wolf Lake Wolf Pack Baseball Inc	Wolf Lake	1,179,198	971,422	207,776	109,848	52.9%	0	0	87,078	41.9%	40,941	19.7%	2,050	1.0%	44,087	21.2%
American Legion Post 556	Wood Lake	106,794	82,472	24,322	13,742	56.5%	0	0	4,134	17.0%	1,550	6.4%	0	0.0%	2,584	10.6%
Hockey Woodbury Area Club	Woodbury	899,284	723,158	176,126	91,101	51.7%	0	0	95,902	54.5%	68,473	38.9%	2,439	1.4%	24,990	14.2%
Woodbury Athletic Assoc	Woodbury	1,720,081	1,408,073	312,008	185,497	59.5%	0	0	117,693	37.7%	34,307	11.0%	4,200	1.3%	79,186	25.4%
American Legion Post 5	Worthington	251,348	200,696	50,652	16,544	32.7%	0	0	30,636	60.5%	4,905	9.7%	18,871	37.3%	6,860	13.5%
Eagles Aerie 3282	Worthington	149,895	111,628	38,268	21,241	55.5%	0	1,475	17,951	46.9%	4,509	11.8%	7,165	18.7%	6,277	16.4%
Elks Lodge 2287	Worthington	129,556	104,940	24,615	7,333	29.8%	0	0	16,628	67.6%	11,223	45.6%	1,035	4.2%	4,370	17.8%
Worthington Hockey Assoc	Worthington	181,730	129,896	51,834	15,882	30.6%	0	6,000	33,562	64.7%	28,970	55.9%	700	1.4%	3,892	7.5%
Worthington Optimist Club	Worthington	560,730	460,420	100,310	47,190	47.0%	0	0	42,899	42.8%	26,736	26.7%	3,200	3.2%	12,963	12.9%
Wright Fire Department Relief Asso	Wright	83,734	69,525	14,206	6,835	48.1%	0	0	3,763	26.5%	1,700	12.0%	0	0.0%	2,063	14.5%
Coon Lake Community & Senior Ctr	Wyoming	313,059	241,488	71,571	31,123	43.5%	0	0	43,948	61.4%	35,180	49.2%	3,200	4.5%	5,568	7.8%
VFW Post 1783	Young America	519,382	448,236	71,146	34,729	48.8%	0	250	35,016	49.2%	22,385	31.5%	2,150	3.0%	10,481	14.7%
American Legion Post 560	Zimmerman	1,111,461	918,263	193,197	97,489	50.5%	0	0	90,703	46.9%	29,564	15.3%	19,495	10.1%	41,644	21.6%
Big Lake Sno Cruisers	Zimmerman	2,603,751	2,186,395	417,356	230,272	55.2%	0	0	208,103	49.9%	61,950	14.8%	2,200	0.5%	143,953	34.5%



Organization	City	Gross Receipts	Prizes	Net Receipts	Allowable Expenses		Excess Exp Reimb	Capital Assets Improvements	Lawful Purpose		Lawful Purpose		Lawful Purpose		Lawful Purpose	
					AE total	Percent			Total	Percent	Charitable	Percent	Other	Percent	Taxes/Fee	Percent
Elk Lake Easy Riders	Zimmerman	1,715,071	1,418,241	296,830	152,209	51.3%	0	0	145,412	49.0%	58,069	19.6%	3,000	1.0%	84,343	28.4%
Platte Lake Property Owners Assoc	Zimmerman	707,842	564,841	143,001	89,296	62.4%	0	0	52,699	36.9%	35,466	24.8%	3,220	2.3%	14,013	9.8%
Zimmerman Fire Department Relief	Zimmerman	892,125	717,791	174,334	107,674	61.8%	0	0	90,313	51.8%	62,470	35.8%	3,975	2.3%	23,868	13.7%
VFW Post 1802 Wabasha County	Zumbro Falls	260,935	201,864	59,071	40,292	68.2%	(2,190)	0	21,014	35.6%	6,907	11.7%	7,137	12.1%	6,970	11.8%
Zumbro Falls Fire Dept Relief Assoc	Zumbro Falls	127,323	102,101	25,222	15,368	60.9%	(533)	0	5,766	22.9%	3,427	13.6%	0	0.0%	2,339	9.3%
VFW Post 5727	Zumbrota	322,311	252,933	69,378	33,277	48.0%	0	9,880	20,931	30.2%	2,172	3.1%	12,025	17.3%	6,734	9.7%
Zumbrota Vol Fire Dept Relief Asso	Zumbrota	388,241	306,950	81,291	44,677	55.0%	(1,589)	0	29,520	36.3%	18,750	23.1%	3,600	4.4%	7,170	8.8%