

December 20, 2006
Updated January 8, 2007



Minnesota State Grant End-of-Year Statistics, Fiscal Year 2006



Authors

Gerald Setter

Policy Analyst

Tel: 651-642-0567

gerald.setter@state.mn.us

About the Minnesota Office of Higher Education

The Minnesota Office of Higher Education is a cabinet-level state agency providing students with financial aid programs and information to help them gain access to post-secondary education. The agency serves as the state's clearinghouse for data, research and analysis on post-secondary enrollment, financial aid, finance and trends.

The Minnesota State Grant Program, which is administered by the agency, is a need-based tuition assistance program for Minnesota students. The agency oversees tuition reciprocity programs, a student loan program, Minnesota's 529 College Savings Program, licensing and an early awareness outreach initiative for youth. Through collaboration with systems and institutions, the agency assists in the development of the state's education technology infrastructure and shared library resources.

Minnesota Office of Higher Education

1450 Energy Park Drive, Suite 350
St. Paul, MN 55108-5227

Tel: 651.642.0567 or 800.657.3866

TTY Relay: 800.627.3529

Fax: 651.642.0675

E-mail: info@ohe.state.mn.us

www.getreadyforcollege.org

www.ohe.state.mn.us



MINNESOTA
OFFICE OF
HIGHER
EDUCATION

reach higher

Introduction

This report contains data on the number and dollar amounts of Minnesota State Grants received by Minnesota undergraduates for Fiscal Year 2006 (July 1, 2005 to June 30, 2006). Minnesota State Grants are coordinated with Federal Pell Grants, so the tables and graphs also show combined Federal Pell and State Grant awards received by State Grant recipients. In addition, since a student and family's ability to pay is calculated based on income and assets, data are reported by the adjusted gross income of the student's family. The report also includes information on three categories of student characteristics that affect State Grant awards.

Family Circumstances: Recipients are classified by family circumstances. Each category of family has its ability to pay assessed somewhat differently:

- Dependent students (usually students less than 24 years old who were not married and not supporting their own children)
- Married independent students with dependents (usually, children)
- Unmarried independent students with dependents
- Married independent students with no other dependents
- Unmarried independent students with no dependents

Attendance Strategy: The report classifies recipients by the number of course credits for which they registered. The registration load chosen by the student affects the price of attendance used in calculating Minnesota State Grant awards. The report classifies Minnesota State Grant recipients by two attendance strategies:

- Recipients who registered for fewer than 30 credits during Fiscal Year 2006.
 - These students are commonly called part-time or part-year students.¹
- Recipients who registered for at least 30 credits during Fiscal Year 2006.
 - These students are commonly called full-time, full-year students.

Post-Secondary Institution Choice: The institution the students chose to attend determines the price of attendance used in calculating Minnesota State Grants. Institutions are grouped into five sectors:

- Minnesota State Colleges and Universities - two-year colleges
- Minnesota State Colleges and Universities - four-year universities

¹ The Minnesota State Grant Program defines full-time attendance as a registration load of 15 semester credits (or the equivalent) per term. A registration load of 30 or more credits during Fiscal Year 2006 is equal to full-time, full-year attendance in this report. The 30 or more credits can be earned in any combination across all the terms during the fiscal year.

- University of Minnesota
- Minnesota private for-profit institutions²
- Minnesota private non-profit institutions

Data Used in Reporting Total Minnesota State Grants Received and Number of Recipients: The data in this report are based on the State Grant research data file as of November 2006. The totals may differ slightly from other documents published by the Minnesota Office of Higher Education, which could be based on data captured on different dates.

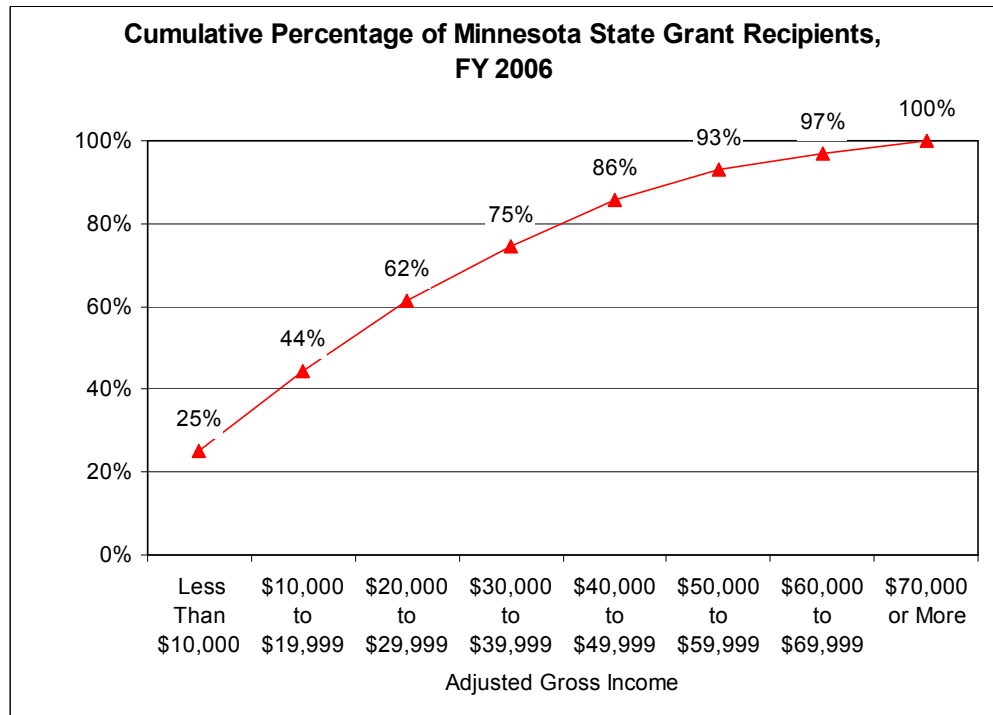
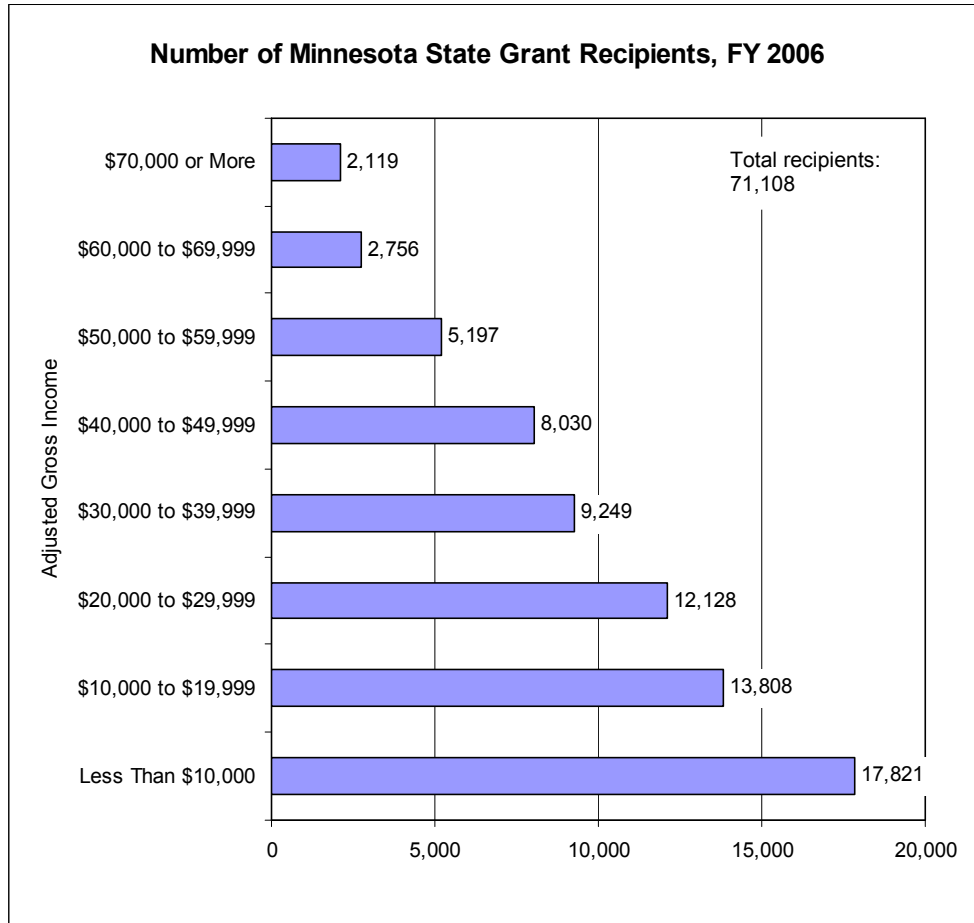
² Institutions operated by government entities besides Minnesota State Colleges and Universities and the University of Minnesota are included in this category for reporting purposes.

Overview

Of the 71,108 Minnesota State Grant recipients in Fiscal Year 2006, almost 18,000 were from families earning less than \$10,000, as shown on the top chart to the right. These earnings are the adjusted gross income reported on federal individual income tax forms. For dependent students, the parents' income was used; for others, the student's, and spouse's if married, were used.

About 25 percent of Minnesota State Grant recipients are part of families earning less than \$10,000, as shown on the bottom chart on this page. About 75 percent are from families earning less than \$40,000.

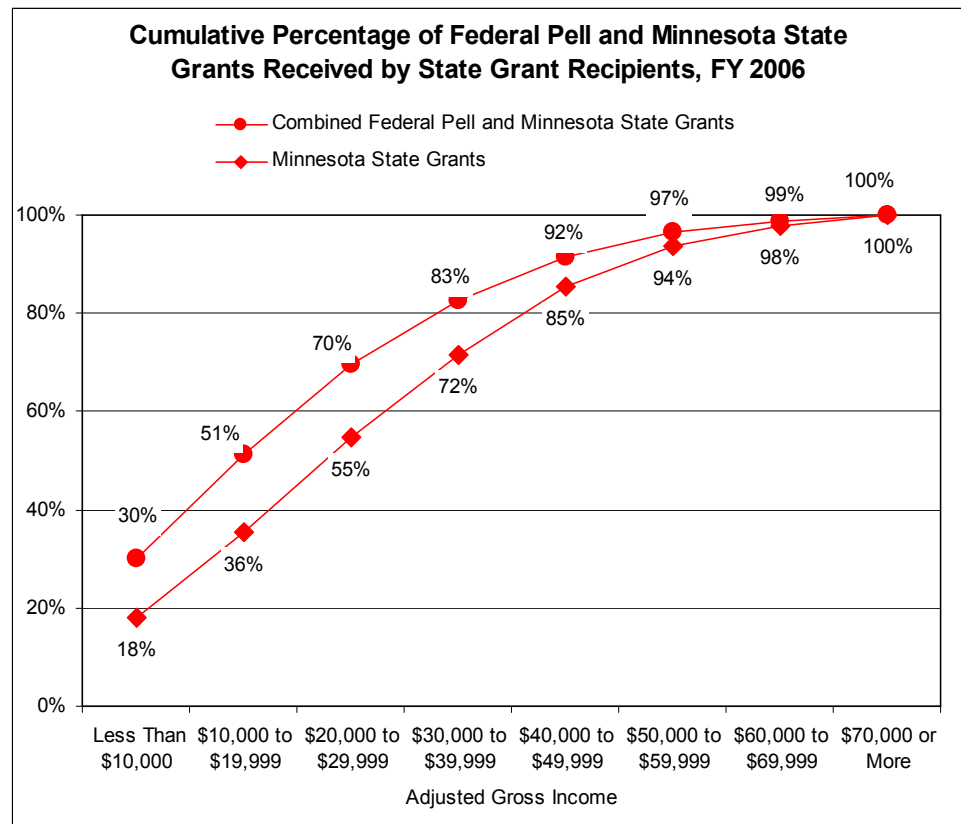
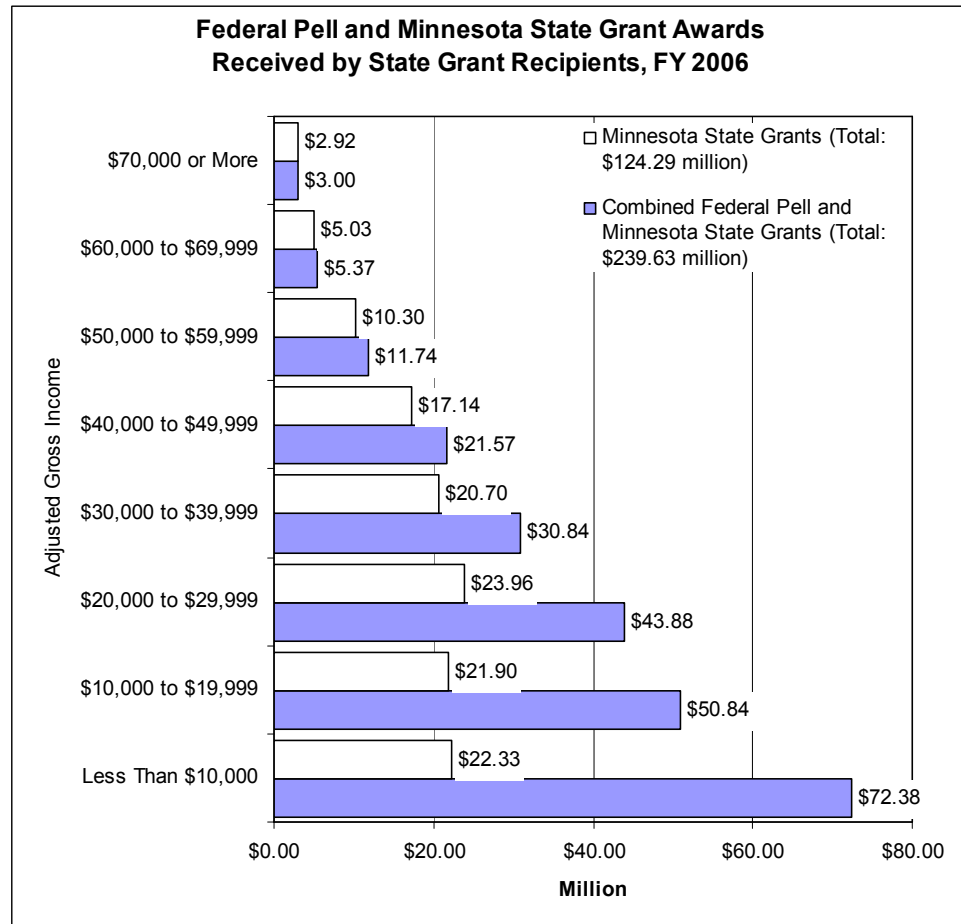
Additional detail about the characteristics of recipients is presented in the tables in the remaining sections of this report.



Of the \$240 million in combined Federal Pell and Minnesota State Grants received by State Grant recipients, about \$72 million was awarded to students from families earning less than \$10,000 annually, as shown on the top chart on this page. This was about 30 percent of all combined awards awarded in Fiscal Year 2006, as shown on the bottom chart on this page.

Of the \$124 million in Minnesota State Grants awarded in Fiscal Year 2006, about \$22 million was awarded to students from families earning less than \$10,000. This was about 18 percent of all awards. About 72 percent of Minnesota State Grant awards were made to students from families earning less than \$40,000.

The next two sections provide more detail about the overall Minnesota State Grant statistics. Subsequent sections provide detail sorted by family status, registration loads, and institution attended. The final section provides a breakout of statistics by institution attended.



General Minnesota State Grant Statistics, Fiscal Year 2006

Minnesota State Grant Statistics, Fiscal Year 2006

All State Grant Recipients

Adjusted Gross Income	Number of Recipients	Combined Federal Pell and Minnesota State Grants (million)	Minnesota State Grants (million)
Less Than \$10,000	17,821	\$72.38	\$22.33
\$10,000 to \$19,999	13,808	\$50.84	\$21.90
\$20,000 to \$29,999	12,128	\$43.88	\$23.96
\$30,000 to \$39,999	9,249	\$30.84	\$20.70
\$40,000 to \$49,999	8,030	\$21.57	\$17.14
\$50,000 to \$59,999	5,197	\$11.74	\$10.30
\$60,000 to \$69,999	2,756	\$5.37	\$5.03
\$70,000 or More	2,119	\$3.00	\$2.92
Total	71,108	\$239.63	\$124.29

Minnesota State Grant Statistics, Fiscal Year 2006

All State Grant Recipients

Family Status	Number of Recipients	Combined Federal Pell and Minnesota State Grants (million)	Minnesota State Grants (million)
Dependent Students	41,918	\$148.44	\$93.47
Married Independent Students with Dependents (Children)	5,555	\$15.99	\$5.17
Unmarried Independent Students with Dependents (Children)	11,852	\$40.30	\$10.32
Married Independent Students with No Other Dependents	1,776	\$4.94	\$2.51
Unmarried Independent Students with No Dependents	10,007	\$29.96	\$12.81
Total	71,108	\$239.63	\$124.29

Minnesota State Grant Statistics, Fiscal Year 2006
All State Grant Recipients

Type of Institution Attended	Number of Recipients	Combined Federal Pell and Minnesota State Grants (million)	Minnesota State Grants (million)
MnSCU Two-Year Colleges	26,982	\$72.29	\$23.03
MnSCU Four-Year Universities	11,444	\$37.25	\$19.59
University of Minnesota	9,114	\$40.05	\$27.62
Minnesota Non-Profit Institutions	11,944	\$51.89	\$35.49
Minnesota For-Profit Institutions	11,624	\$38.15	\$18.55
Total	71,108	\$239.63	\$124.29

Minnesota State Grant Statistics by Registration Load, Fiscal Year 2006

Minnesota State Grant Statistics, Fiscal Year 2006

All State Grant Recipients

Registered for Fewer than 30 Credits

Adjusted Gross Income	Number of Recipients	Combined Federal Pell and Minnesota State Grants (million)	Minnesota State Grants (million)
Less Than \$10,000	13,202	\$44.03	\$11.18
\$10,000 to \$19,999	9,698	\$28.49	\$10.57
\$20,000 to \$29,999	7,895	\$22.23	\$10.65
\$30,000 to \$39,999	5,364	\$13.23	\$8.00
\$40,000 to \$49,999	4,221	\$8.12	\$6.08
\$50,000 to \$59,999	2,422	\$4.00	\$3.33
\$60,000 to \$69,999	1,199	\$1.66	\$1.54
\$70,000 or More	757	\$0.74	\$0.71
Total	44,758	\$122.52	\$52.07

Minnesota State Grant Statistics, Fiscal Year 2006

All State Grant Recipients

Registered for 30 Credits or More

Adjusted Gross Income	Number of Recipients	Combined Federal Pell and Minnesota State Grants (million)	Minnesota State Grants (million)
Less Than \$10,000	4,619	\$28.35	\$11.15
\$10,000 to \$19,999	4,110	\$22.34	\$11.33
\$20,000 to \$29,999	4,233	\$21.65	\$13.30
\$30,000 to \$39,999	3,885	\$17.61	\$12.70
\$40,000 to \$49,999	3,809	\$13.45	\$11.07
\$50,000 to \$59,999	2,775	\$7.74	\$6.97
\$60,000 to \$69,999	1,557	\$3.70	\$3.50
\$70,000 or More	1,362	\$2.26	\$2.20
Total	26,350	\$117.11	\$72.22

Minnesota State Grant Statistics: Dependent Students, Fiscal Year 2006

Minnesota State Grant Statistics, Fiscal Year 2006

Dependent Students

Registered for Fewer than 30 Credits

Adjusted Gross Income	Number of Recipients	Combined Federal Pell and Minnesota State Grants (million)	Minnesota State Grants (million)
Less Than \$10,000	3,513	\$13.41	\$3.92
\$10,000 to \$19,999	2,933	\$11.06	\$4.65
\$20,000 to \$29,999	4,242	\$14.07	\$7.95
\$30,000 to \$39,999	3,913	\$10.18	\$6.91
\$40,000 to \$49,999	3,408	\$6.88	\$5.43
\$50,000 to \$59,999	2,115	\$3.61	\$3.09
\$60,000 to \$69,999	1,119	\$1.56	\$1.46
\$70,000 or More	718	\$0.70	\$0.68
Total	21,961	\$61.48	\$34.10

Minnesota State Grant Statistics, Fiscal Year 2006

Dependent Students

Registered for Fewer than 30 Credits

Attending MnSCU Two-Year Colleges

Adjusted Gross Income	Number of Recipients	Combined Federal Pell and Minnesota State Grants (million)	Minnesota State Grants (million)
Less Than \$10,000	1,846	\$5.85	\$0.97
\$10,000 to \$19,999	1,465	\$4.53	\$1.48
\$20,000 to \$29,999	2,117	\$5.64	\$2.79
\$30,000 to \$39,999	1,795	\$3.58	\$2.09
\$40,000 to \$49,999	1,330	\$1.87	\$1.27
\$50,000 to \$59,999	649	\$0.76	\$0.56
\$60,000 to \$69,999	288	\$0.25	\$0.20
\$70,000 or More	69	\$0.04	\$0.03
Total	9,559	\$22.52	\$9.39

Minnesota State Grant Statistics, Fiscal Year 2006
Dependent Students
Registered for Fewer than 30 Credits
Attending MnSCU Four-Year Universities

Adjusted Gross Income	Number of Recipients	Combined Federal Pell and Minnesota State Grants (million)	Minnesota State Grants (million)
Less Than \$10,000	478	\$2.01	\$0.55
\$10,000 to \$19,999	508	\$2.09	\$0.86
\$20,000 to \$29,999	784	\$2.81	\$1.57
\$30,000 to \$39,999	804	\$2.18	\$1.45
\$40,000 to \$49,999	793	\$1.55	\$1.21
\$50,000 to \$59,999	556	\$0.84	\$0.72
\$60,000 to \$69,999	289	\$0.32	\$0.30
\$70,000 or More	138	\$0.10	\$0.09
Total	4,350	\$11.90	\$6.77

Minnesota State Grant Statistics, Fiscal Year 2006
Dependent Students
Registered for Fewer than 30 Credits
Attending the University of Minnesota

Adjusted Gross Income	Number of Recipients	Combined Federal Pell and Minnesota State Grants (million)	Minnesota State Grants (million)
Less Than \$10,000	445	\$2.62	\$1.23
\$10,000 to \$19,999	382	\$2.15	\$1.14
\$20,000 to \$29,999	525	\$2.68	\$1.73
\$30,000 to \$39,999	568	\$2.28	\$1.77
\$40,000 to \$49,999	646	\$1.99	\$1.69
\$50,000 to \$59,999	478	\$1.16	\$1.06
\$60,000 to \$69,999	330	\$0.65	\$0.62
\$70,000 or More	320	\$0.36	\$0.36
Total	3,694	\$13.90	\$9.61

Minnesota State Grant Statistics, Fiscal Year 2006
Dependent Students
Registered for Fewer than 30 Credits
Attending Minnesota Non-Profit Institutions

Adjusted Gross Income	Number of Recipients	Combined Federal Pell and Minnesota State Grants (million)	Minnesota State Grants (million)
Less Than \$10,000	272	\$1.32	\$0.60
\$10,000 to \$19,999	225	\$1.11	\$0.61
\$20,000 to \$29,999	349	\$1.54	\$1.00
\$30,000 to \$39,999	347	\$1.24	\$0.93
\$40,000 to \$49,999	309	\$0.91	\$0.77
\$50,000 to \$59,999	255	\$0.60	\$0.53
\$60,000 to \$69,999	157	\$0.29	\$0.28
\$70,000 or More	156	\$0.18	\$0.17
Total	2,070	\$7.19	\$4.88

Minnesota State Grant Statistics, Fiscal Year 2006
Dependent Students
Registered for Fewer than 30 Credits
Attending Minnesota For-Profit Institutions

Adjusted Gross Income	Number of Recipients	Combined Federal Pell and Minnesota State Grants (million)	Minnesota State Grants (million)
Less Than \$10,000	472	\$1.61	\$0.57
\$10,000 to \$19,999	353	\$1.19	\$0.56
\$20,000 to \$29,999	467	\$1.38	\$0.86
\$30,000 to \$39,999	399	\$0.90	\$0.67
\$40,000 to \$49,999	330	\$0.56	\$0.49
\$50,000 to \$59,999	177	\$0.25	\$0.22
\$60,000 to \$69,999	55	\$0.05	\$0.05
\$70,000 or More	35	\$0.03	\$0.03
Total	2,288	\$5.97	\$3.45

Minnesota State Grant Statistics, Fiscal Year 2006
Dependent Students
Registered for 30 Credits or More

Adjusted Gross Income	Number of Recipients	Combined Federal Pell and Minnesota State Grants (million)	Minnesota State Grants (million)
Less Than \$10,000	2,011	\$13.12	\$5.80
\$10,000 to \$19,999	2,164	\$13.56	\$7.08
\$20,000 to \$29,999	3,180	\$17.95	\$11.46
\$30,000 to \$39,999	3,459	\$16.04	\$11.91
\$40,000 to \$49,999	3,586	\$12.86	\$10.69
\$50,000 to \$59,999	2,666	\$7.52	\$6.79
\$60,000 to \$69,999	1,538	\$3.67	\$3.47
\$70,000 or More	1,353	\$2.24	\$2.18
Total	19,957	\$86.95	\$59.37

Minnesota State Grant Statistics, Fiscal Year 2006
Dependent Students
Registered for 30 Credits or More
Attending MnSCU Two-Year Colleges

Adjusted Gross Income	Number of Recipients	Combined Federal Pell and Minnesota State Grants (million)	Minnesota State Grants (million)
Less Than \$10,000	465	\$2.29	\$0.54
\$10,000 to \$19,999	507	\$2.40	\$0.92
\$20,000 to \$29,999	707	\$2.92	\$1.56
\$30,000 to \$39,999	735	\$2.38	\$1.56
\$40,000 to \$49,999	676	\$1.50	\$1.13
\$50,000 to \$59,999	324	\$0.54	\$0.45
\$60,000 to \$69,999	156	\$0.19	\$0.16
\$70,000 or More	41	\$0.04	\$0.03
Total	3,611	\$12.27	\$6.36

Minnesota State Grant Statistics, Fiscal Year 2006

Dependent Students

Registered for 30 Credits or More

Attending MnSCU Four-Year Universities

Adjusted Gross Income	Number of Recipients	Combined Federal Pell and Minnesota State Grants (million)	Minnesota State Grants (million)
Less Than \$10,000	344	\$1.97	\$0.73
\$10,000 to \$19,999	470	\$2.59	\$1.22
\$20,000 to \$29,999	676	\$3.38	\$2.01
\$30,000 to \$39,999	750	\$2.91	\$2.06
\$40,000 to \$49,999	756	\$2.11	\$1.69
\$50,000 to \$59,999	538	\$1.18	\$1.02
\$60,000 to \$69,999	306	\$0.52	\$0.48
\$70,000 or More	141	\$0.16	\$0.15
Total	3,981	\$14.81	\$9.37

Minnesota State Grant Statistics, Fiscal Year 2006

Dependent Students

Registered for 30 Credits or More

Attending the University of Minnesota

Adjusted Gross Income	Number of Recipients	Combined Federal Pell and Minnesota State Grants (million)	Minnesota State Grants (million)
Less Than \$10,000	405	\$3.13	\$1.65
\$10,000 to \$19,999	402	\$3.03	\$1.76
\$20,000 to \$29,999	554	\$3.74	\$2.58
\$30,000 to \$39,999	584	\$3.19	\$2.54
\$40,000 to \$49,999	637	\$2.70	\$2.34
\$50,000 to \$59,999	559	\$1.78	\$1.64
\$60,000 to \$69,999	342	\$0.94	\$0.91
\$70,000 or More	374	\$0.63	\$0.62
Total	3,857	\$19.13	\$14.05

Minnesota State Grant Statistics, Fiscal Year 2006

Dependent Students

Registered for 30 Credits or More

Attending Minnesota Non-Profit Institutions

Adjusted Gross Income	Number of Recipients	Combined Federal Pell and Minnesota State Grants (million)	Minnesota State Grants (million)
Less Than \$10,000	557	\$4.17	\$2.22
\$10,000 to \$19,999	566	\$4.15	\$2.44
\$20,000 to \$29,999	925	\$6.11	\$4.09
\$30,000 to \$39,999	1,078	\$6.14	\$4.65
\$40,000 to \$49,999	1,260	\$5.60	\$4.71
\$50,000 to \$59,999	1,086	\$3.61	\$3.30
\$60,000 to \$69,999	651	\$1.85	\$1.74
\$70,000 or More	741	\$1.34	\$1.31
Total	6,864	\$32.97	\$24.47

Minnesota State Grant Statistics, Fiscal Year 2006

Dependent Students

Registered for 30 Credits or More

Attending Minnesota For-Profit Institutions

Adjusted Gross Income	Number of Recipients	Combined Federal Pell and Minnesota State Grants (million)	Minnesota State Grants (million)
Less Than \$10,000	240	\$1.55	\$0.65
\$10,000 to \$19,999	219	\$1.39	\$0.73
\$20,000 to \$29,999	318	\$1.79	\$1.22
\$30,000 to \$39,999	312	\$1.42	\$1.09
\$40,000 to \$49,999	257	\$0.95	\$0.81
\$50,000 to \$59,999	159	\$0.42	\$0.38
\$60,000 to \$69,999	83	\$0.18	\$0.17
\$70,000 or More	56	\$0.07	\$0.07
Total	1,644	\$7.77	\$5.13

Minnesota State Grant Statistics: Married Independent Students with Dependents (Children), Fiscal Year 2006

Minnesota State Grant Statistics, Fiscal Year 2006 Married Independent Students with Dependents Registered for Fewer than 30 Credits

Adjusted Gross Income	Number of Recipients	Combined Federal Pell and Minnesota State Grants (million)	Minnesota State Grants (million)
Less Than \$10,000	611	\$1.87	\$0.43
\$10,000 to \$19,999	868	\$2.64	\$0.60
\$20,000 to \$29,999	1,016	\$2.86	\$0.70
\$30,000 to \$39,999	868	\$2.01	\$0.64
\$40,000 to \$49,999	652	\$1.03	\$0.51
\$50,000 to \$59,999	269	\$0.34	\$0.21
\$60,000 to \$69,999	73	\$0.09	\$0.07
\$70,000 or More	31	\$0.03	\$0.03
Total	4,388	\$10.87	\$3.19

Minnesota State Grant Statistics, Fiscal Year 2006 Married Independent Students with Dependents Registered for Fewer than 30 Credits Attending MnSCU Two-Year Colleges

Adjusted Gross Income	Number of Recipients	Combined Federal Pell and Minnesota State Grants (million)	Minnesota State Grants (million)
Less Than \$10,000	377	\$1.02	\$0.16
\$10,000 to \$19,999	525	\$1.45	\$0.22
\$20,000 to \$29,999	592	\$1.52	\$0.24
\$30,000 to \$39,999	408	\$0.85	\$0.16
\$40,000 to \$49,999	276	\$0.40	\$0.12
\$50,000 to \$59,999	86	\$0.09	\$0.04
\$60,000 to \$69,999	20	\$0.02	\$0.01
\$70,000 or More	2	\$0.00	\$0.00
Total	2,286	\$5.35	\$0.94

Award amounts for categories with fewer than 10 recipients are reported as zero.

Minnesota State Grant Statistics, Fiscal Year 2006
Married Independent Students with Dependents
Registered for Fewer than 30 Credits
Attending MnSCU Four-Year Universities

Adjusted Gross Income	Number of Recipients	Combined Federal Pell and Minnesota State Grants (million)	Minnesota State Grants (million)
Less Than \$10,000	53	\$0.20	\$0.04
\$10,000 to \$19,999	64	\$0.23	\$0.05
\$20,000 to \$29,999	87	\$0.26	\$0.06
\$30,000 to \$39,999	97	\$0.24	\$0.07
\$40,000 to \$49,999	59	\$0.08	\$0.04
\$50,000 to \$59,999	19	\$0.03	\$0.01
\$60,000 to \$69,999	7	\$0.00	\$0.00
\$70,000 or More	0	\$0.00	\$0.00
Total	386	\$1.05	\$0.28

Minnesota State Grant Statistics, Fiscal Year 2006
Married Independent Students with Dependents
Registered for Fewer than 30 Credits
Attending the University of Minnesota

Adjusted Gross Income	Number of Recipients	Combined Federal Pell and Minnesota State Grants (million)	Minnesota State Grants (million)
Less Than \$10,000	20	\$0.09	\$0.04
\$10,000 to \$19,999	26	\$0.12	\$0.05
\$20,000 to \$29,999	29	\$0.13	\$0.06
\$30,000 to \$39,999	23	\$0.06	\$0.03
\$40,000 to \$49,999	12	\$0.03	\$0.02
\$50,000 to \$59,999	9	\$0.00	\$0.00
\$60,000 to \$69,999	3	\$0.00	\$0.00
\$70,000 or More	2	\$0.00	\$0.00
Total	124	\$0.44	\$0.22

Award amounts for categories with fewer than 10 recipients are reported as zero.

Minnesota State Grant Statistics, Fiscal Year 2006
Married Independent Students with Dependents
Registered for Fewer than 30 Credits
Attending Minnesota Non-Profit Institutions

Adjusted Gross Income	Number of Recipients	Combined Federal Pell and Minnesota State Grants (million)	Minnesota State Grants (million)
Less Than \$10,000	47	\$0.19	\$0.07
\$10,000 to \$19,999	67	\$0.25	\$0.10
\$20,000 to \$29,999	80	\$0.27	\$0.11
\$30,000 to \$39,999	86	\$0.26	\$0.13
\$40,000 to \$49,999	93	\$0.20	\$0.13
\$50,000 to \$59,999	74	\$0.12	\$0.09
\$60,000 to \$69,999	30	\$0.05	\$0.04
\$70,000 or More	21	\$0.02	\$0.02
Total	498	\$1.37	\$0.70

Minnesota State Grant Statistics, Fiscal Year 2006
Married Independent Students with Dependents
Registered for Fewer than 30 Credits
Attending Minnesota For-Profit Institutions

Adjusted Gross Income	Number of Recipients	Combined Federal Pell and Minnesota State Grants (million)	Minnesota State Grants (million)
Less Than \$10,000	114	\$0.37	\$0.12
\$10,000 to \$19,999	186	\$0.59	\$0.19
\$20,000 to \$29,999	228	\$0.68	\$0.23
\$30,000 to \$39,999	254	\$0.59	\$0.24
\$40,000 to \$49,999	212	\$0.31	\$0.19
\$50,000 to \$59,999	81	\$0.09	\$0.06
\$60,000 to \$69,999	13	\$0.01	\$0.01
\$70,000 or More	6	\$0.00	\$0.00
Total	1,094	\$2.65	\$1.05

Award amounts for categories with fewer than 10 recipients are reported as zero.

Minnesota State Grant Statistics, Fiscal Year 2006
Married Independent Students with Dependents
Registered for 30 Credits or More

Adjusted Gross Income	Number of Recipients	Combined Federal Pell and Minnesota State Grants (million)	Minnesota State Grants (million)
Less Than \$10,000	141	\$0.82	\$0.25
\$10,000 to \$19,999	235	\$1.31	\$0.38
\$20,000 to \$29,999	248	\$1.27	\$0.42
\$30,000 to \$39,999	247	\$1.00	\$0.43
\$40,000 to \$49,999	175	\$0.48	\$0.31
\$50,000 to \$59,999	95	\$0.20	\$0.16
\$60,000 to \$69,999	17	\$0.03	\$0.03
\$70,000 or More	9	\$0.00	\$0.00
Total	1,167	\$5.13	\$1.99

Minnesota State Grant Statistics, Fiscal Year 2006
Married Independent Students with Dependents
Registered for 30 Credits or More
Attending MnSCU Two-Year Colleges

Adjusted Gross Income	Number of Recipients	Combined Federal Pell and Minnesota State Grants (million)	Minnesota State Grants (million)
Less Than \$10,000	67	\$0.33	\$0.06
\$10,000 to \$19,999	138	\$0.67	\$0.13
\$20,000 to \$29,999	133	\$0.58	\$0.13
\$30,000 to \$39,999	131	\$0.43	\$0.13
\$40,000 to \$49,999	90	\$0.18	\$0.09
\$50,000 to \$59,999	34	\$0.05	\$0.03
\$60,000 to \$69,999	5	\$0.00	\$0.00
\$70,000 or More	0	\$0.00	\$0.00
Total	598	\$2.25	\$0.57

Award amounts for categories with fewer than 10 recipients are reported as zero.

Minnesota State Grant Statistics, Fiscal Year 2006
Married Independent Students with Dependents
Registered for 30 Credits or More
Attending MnSCU Four-Year Universities

Adjusted Gross Income	Number of Recipients	Combined Federal Pell and Minnesota State Grants (million)	Minnesota State Grants (million)
Less Than \$10,000	19	\$0.11	\$0.03
\$10,000 to \$19,999	28	\$0.16	\$0.05
\$20,000 to \$29,999	38	\$0.20	\$0.07
\$30,000 to \$39,999	29	\$0.12	\$0.05
\$40,000 to \$49,999	19	\$0.06	\$0.03
\$50,000 to \$59,999	8	\$0.00	\$0.00
\$60,000 to \$69,999	0	\$0.00	\$0.00
\$70,000 or More	0	\$0.00	\$0.00
Total	141	\$0.65	\$0.25

Minnesota State Grant Statistics, Fiscal Year 2006
Married Independent Students with Dependents
Registered for 30 Credits or More
Attending the University of Minnesota

Adjusted Gross Income	Number of Recipients	Combined Federal Pell and Minnesota State Grants (million)	Minnesota State Grants (million)
Less Than \$10,000	4	\$0.00	\$0.00
\$10,000 to \$19,999	7	\$0.00	\$0.00
\$20,000 to \$29,999	11	\$0.08	\$0.04
\$30,000 to \$39,999	8	\$0.00	\$0.00
\$40,000 to \$49,999	5	\$0.00	\$0.00
\$50,000 to \$59,999	2	\$0.00	\$0.00
\$60,000 to \$69,999	1	\$0.00	\$0.00
\$70,000 or More	1	\$0.00	\$0.00
Total	39	\$0.26	\$0.14

Award amounts for categories with fewer than 10 recipients are reported as zero.

Minnesota State Grant Statistics, Fiscal Year 2006
Married Independent Students with Dependents
Registered for 30 Credits or More
Attending Minnesota Non-Profit Institutions

Adjusted Gross Income	Number of Recipients	Combined Federal Pell and Minnesota State Grants (million)	Minnesota State Grants (million)
Less Than \$10,000	18	\$0.14	\$0.07
\$10,000 to \$19,999	19	\$0.14	\$0.07
\$20,000 to \$29,999	14	\$0.10	\$0.05
\$30,000 to \$39,999	20	\$0.11	\$0.07
\$40,000 to \$49,999	21	\$0.09	\$0.06
\$50,000 to \$59,999	23	\$0.08	\$0.07
\$60,000 to \$69,999	8	\$0.00	\$0.00
\$70,000 or More	6	\$0.00	\$0.00
Total	129	\$0.69	\$0.42

Minnesota State Grant Statistics, Fiscal Year 2006
Married Independent Students with Dependents
Registered for 30 Credits or More
Attending Minnesota For-Profit Institutions

Adjusted Gross Income	Number of Recipients	Combined Federal Pell and Minnesota State Grants (million)	Minnesota State Grants (million)
Less Than \$10,000	33	\$0.21	\$0.07
\$10,000 to \$19,999	43	\$0.28	\$0.11
\$20,000 to \$29,999	52	\$0.31	\$0.13
\$30,000 to \$39,999	59	\$0.28	\$0.15
\$40,000 to \$49,999	40	\$0.14	\$0.10
\$50,000 to \$59,999	28	\$0.05	\$0.05
\$60,000 to \$69,999	3	\$0.00	\$0.00
\$70,000 or More	2	\$0.00	\$0.00
Total	260	\$1.27	\$0.61

Award amounts for categories with fewer than 10 recipients are reported as zero.

Minnesota State Grant Statistics: Unmarried Independent Students with Dependents (Children), Fiscal Year 2006

Minnesota State Grant Statistics, Fiscal Year 2006 Unmarried Independent Students with Dependents Registered for Fewer than 30 Credits

Adjusted Gross Income	Number of Recipients	Combined Federal Pell and Minnesota State Grants (million)	Minnesota State Grants (million)
Less Than \$10,000	4,556	\$14.35	\$3.05
\$10,000 to \$19,999	3,040	\$9.35	\$2.02
\$20,000 to \$29,999	1,637	\$4.26	\$1.13
\$30,000 to \$39,999	425	\$0.87	\$0.32
\$40,000 to \$49,999	98	\$0.14	\$0.09
\$50,000 to \$59,999	23	\$0.04	\$0.02
\$60,000 to \$69,999	4	\$0.00	\$0.00
\$70,000 or More	4	\$0.00	\$0.00
Total	9,787	\$29.02	\$6.65

Minnesota State Grant Statistics, Fiscal Year 2006 Unmarried Independent Students with Dependents Registered for Fewer than 30 Credits Attending MnSCU Two-Year Colleges

Adjusted Gross Income	Number of Recipients	Combined Federal Pell and Minnesota State Grants (million)	Minnesota State Grants (million)
Less Than \$10,000	2,464	\$7.25	\$0.90
\$10,000 to \$19,999	1,658	\$4.70	\$0.60
\$20,000 to \$29,999	754	\$1.80	\$0.24
\$30,000 to \$39,999	151	\$0.30	\$0.06
\$40,000 to \$49,999	30	\$0.04	\$0.01
\$50,000 to \$59,999	0	\$0.00	\$0.00
\$60,000 to \$69,999	0	\$0.00	\$0.00
\$70,000 or More	0	\$0.00	\$0.00
Total	5,057	\$14.08	\$1.80

Award amounts for categories with fewer than 10 recipients are reported as zero.

**Minnesota State Grant Statistics, Fiscal Year 2006
 Unmarried Independent Students with Dependents
 Registered for Fewer than 30 Credits
 Attending MnSCU Four-Year Universities**

Adjusted Gross Income	Number of Recipients	Combined Federal Pell and Minnesota State Grants (million)	Minnesota State Grants (million)
Less Than \$10,000	320	\$1.18	\$0.24
\$10,000 to \$19,999	212	\$0.71	\$0.14
\$20,000 to \$29,999	96	\$0.25	\$0.05
\$30,000 to \$39,999	22	\$0.05	\$0.01
\$40,000 to \$49,999	4	\$0.00	\$0.00
\$50,000 to \$59,999	1	\$0.00	\$0.00
\$60,000 to \$69,999	0	\$0.00	\$0.00
\$70,000 or More	0	\$0.00	\$0.00
Total	655	\$2.20	\$0.45

**Minnesota State Grant Statistics, Fiscal Year 2006
 Unmarried Independent Students with Dependents
 Registered for Fewer than 30 Credits
 Attending the University of Minnesota**

Adjusted Gross Income	Number of Recipients	Combined Federal Pell and Minnesota State Grants (million)	Minnesota State Grants (million)
Less Than \$10,000	79	\$0.39	\$0.16
\$10,000 to \$19,999	43	\$0.20	\$0.08
\$20,000 to \$29,999	22	\$0.11	\$0.05
\$30,000 to \$39,999	9	\$0.00	\$0.00
\$40,000 to \$49,999	3	\$0.00	\$0.00
\$50,000 to \$59,999	3	\$0.00	\$0.00
\$60,000 to \$69,999	0	\$0.00	\$0.00
\$70,000 or More	0	\$0.00	\$0.00
Total	159	\$0.73	\$0.32

Award amounts for categories with fewer than 10 recipients are reported as zero.

Minnesota State Grant Statistics, Fiscal Year 2006
Unmarried Independent Students with Dependents
Registered for Fewer than 30 Credits
Attending Minnesota Non-Profit Institutions

Adjusted Gross Income	Number of Recipients	Combined Federal Pell and Minnesota State Grants (million)	Minnesota State Grants (million)
Less Than \$10,000	263	\$1.00	\$0.36
\$10,000 to \$19,999	159	\$0.62	\$0.23
\$20,000 to \$29,999	174	\$0.56	\$0.23
\$30,000 to \$39,999	78	\$0.20	\$0.11
\$40,000 to \$49,999	29	\$0.05	\$0.04
\$50,000 to \$59,999	13	\$0.02	\$0.02
\$60,000 to \$69,999	3	\$0.00	\$0.00
\$70,000 or More	3	\$0.00	\$0.00
Total	722	\$2.46	\$0.98

Minnesota State Grant Statistics, Fiscal Year 2006
Unmarried Independent Students with Dependents
Registered for Fewer than 30 Credits
Attending Minnesota For-Profit Institutions

Adjusted Gross Income	Number of Recipients	Combined Federal Pell and Minnesota State Grants (million)	Minnesota State Grants (million)
Less Than \$10,000	1,430	\$4.52	\$1.39
\$10,000 to \$19,999	968	\$3.12	\$0.98
\$20,000 to \$29,999	591	\$1.56	\$0.56
\$30,000 to \$39,999	165	\$0.30	\$0.14
\$40,000 to \$49,999	32	\$0.04	\$0.03
\$50,000 to \$59,999	6	\$0.00	\$0.00
\$60,000 to \$69,999	1	\$0.00	\$0.00
\$70,000 or More	1	\$0.00	\$0.00
Total	3,194	\$9.55	\$3.10

Award amounts for categories with fewer than 10 recipients are reported as zero.

Minnesota State Grant Statistics, Fiscal Year 2006
Unmarried Independent Students with Dependents
Registered for 30 Credits or More

Adjusted Gross Income	Number of Recipients	Combined Federal Pell and Minnesota State Grants (million)	Minnesota State Grants (million)
Less Than \$10,000	991	\$5.77	\$1.77
\$10,000 to \$19,999	629	\$3.52	\$1.06
\$20,000 to \$29,999	305	\$1.49	\$0.56
\$30,000 to \$39,999	100	\$0.41	\$0.23
\$40,000 to \$49,999	36	\$0.08	\$0.05
\$50,000 to \$59,999	4	\$0.00	\$0.00
\$60,000 to \$69,999	0	\$0.00	\$0.00
\$70,000 or More	0	\$0.00	\$0.00
Total	2,065	\$11.28	\$3.68

Minnesota State Grant Statistics, Fiscal Year 2006
Unmarried Independent Students with Dependents
Registered for 30 Credits or More
Attending MnSCU Two-Year Colleges

Adjusted Gross Income	Number of Recipients	Combined Federal Pell and Minnesota State Grants (million)	Minnesota State Grants (million)
Less Than \$10,000	410	\$2.01	\$0.36
\$10,000 to \$19,999	306	\$1.47	\$0.28
\$20,000 to \$29,999	125	\$0.49	\$0.11
\$30,000 to \$39,999	27	\$0.07	\$0.02
\$40,000 to \$49,999	17	\$0.03	\$0.01
\$50,000 to \$59,999	0	\$0.00	\$0.00
\$60,000 to \$69,999	0	\$0.00	\$0.00
\$70,000 or More	0	\$0.00	\$0.00
Total	885	\$4.07	\$0.78

Award amounts for categories with fewer than 10 recipients are reported as zero.

Minnesota State Grant Statistics, Fiscal Year 2006
Unmarried Independent Students with Dependents
Registered for 30 Credits or More
Attending MnSCU Four-Year Universities

Adjusted Gross Income	Number of Recipients	Combined Federal Pell and Minnesota State Grants (million)	Minnesota State Grants (million)
Less Than \$10,000	120	\$0.69	\$0.21
\$10,000 to \$19,999	59	\$0.33	\$0.10
\$20,000 to \$29,999	19	\$0.09	\$0.03
\$30,000 to \$39,999	7	\$0.00	\$0.00
\$40,000 to \$49,999	2	\$0.00	\$0.00
\$50,000 to \$59,999	0	\$0.00	\$0.00
\$60,000 to \$69,999	0	\$0.00	\$0.00
\$70,000 or More	0	\$0.00	\$0.00
Total	207	\$1.14	\$0.35

Minnesota State Grant Statistics, Fiscal Year 2006
Unmarried Independent Students with Dependents
Registered for 30 Credits or More
Attending the University of Minnesota

Adjusted Gross Income	Number of Recipients	Combined Federal Pell and Minnesota State Grants (million)	Minnesota State Grants (million)
Less Than \$10,000	34	\$0.27	\$0.13
\$10,000 to \$19,999	23	\$0.17	\$0.08
\$20,000 to \$29,999	7	\$0.00	\$0.00
\$30,000 to \$39,999	2	\$0.00	\$0.00
\$40,000 to \$49,999	1	\$0.00	\$0.00
\$50,000 to \$59,999	0	\$0.00	\$0.00
\$60,000 to \$69,999	0	\$0.00	\$0.00
\$70,000 or More	0	\$0.00	\$0.00
Total	67	\$0.50	\$0.25

Award amounts for categories with fewer than 10 recipients are reported as zero.

**Minnesota State Grant Statistics, Fiscal Year 2006
 Unmarried Independent Students with Dependents
 Registered for 30 Credits or More
 Attending Minnesota Non-Profit Institutions**

Adjusted Gross Income	Number of Recipients	Combined Federal Pell and Minnesota State Grants (million)	Minnesota State Grants (million)
Less Than \$10,000	105	\$0.76	\$0.34
\$10,000 to \$19,999	39	\$0.29	\$0.14
\$20,000 to \$29,999	40	\$0.25	\$0.13
\$30,000 to \$39,999	20	\$0.10	\$0.07
\$40,000 to \$49,999	5	\$0.00	\$0.00
\$50,000 to \$59,999	0	\$0.00	\$0.00
\$60,000 to \$69,999	0	\$0.00	\$0.00
\$70,000 or More	0	\$0.00	\$0.00
Total	209	\$1.43	\$0.69

**Minnesota State Grant Statistics, Fiscal Year 2006
 Unmarried Independent Students with Dependents
 Registered for 30 Credits or More
 Attending Minnesota For-Profit Institutions**

Adjusted Gross Income	Number of Recipients	Combined Federal Pell and Minnesota State Grants (million)	Minnesota State Grants (million)
Less Than \$10,000	322	\$2.03	\$0.73
\$10,000 to \$19,999	202	\$1.26	\$0.47
\$20,000 to \$29,999	114	\$0.62	\$0.27
\$30,000 to \$39,999	44	\$0.20	\$0.12
\$40,000 to \$49,999	11	\$0.03	\$0.02
\$50,000 to \$59,999	4	\$0.00	\$0.00
\$60,000 to \$69,999	0	\$0.00	\$0.00
\$70,000 or More	0	\$0.00	\$0.00
Total	697	\$4.15	\$1.61

Award amounts for categories with fewer than 10 recipients are reported as zero.

Minnesota State Grant Statistics: Married Independent Students with No Other Dependents (Children), Fiscal Year 2006

Minnesota State Grant Statistics, Fiscal Year 2006 Married Independent Students with No Other Dependents Registered for Fewer than 30 Credits

Adjusted Gross Income	Number of Recipients	Combined Federal Pell and Minnesota State Grants (million)	Minnesota State Grants (million)
Less Than \$10,000	315	\$0.98	\$0.28
\$10,000 to \$19,999	403	\$1.09	\$0.47
\$20,000 to \$29,999	340	\$0.56	\$0.39
\$30,000 to \$39,999	134	\$0.16	\$0.11
\$40,000 to \$49,999	63	\$0.07	\$0.05
\$50,000 to \$59,999	15	\$0.01	\$0.01
\$60,000 to \$69,999	2	\$0.00	\$0.00
\$70,000 or More	4	\$0.00	\$0.00
Total	1,276	\$2.88	\$1.32

Minnesota State Grant Statistics, Fiscal Year 2006 Married Independent Students with No Other Dependents Registered for Fewer than 30 Credits Attending MnSCU Two-Year Colleges

Adjusted Gross Income	Number of Recipients	Combined Federal Pell and Minnesota State Grants (million)	Minnesota State Grants (million)
Less Than \$10,000	181	\$0.45	\$0.08
\$10,000 to \$19,999	171	\$0.36	\$0.11
\$20,000 to \$29,999	153	\$0.19	\$0.09
\$30,000 to \$39,999	42	\$0.04	\$0.02
\$40,000 to \$49,999	24	\$0.02	\$0.01
\$50,000 to \$59,999	6	\$0.00	\$0.00
\$60,000 to \$69,999	0	\$0.00	\$0.00
\$70,000 or More	1	\$0.00	\$0.00
Total	578	\$1.07	\$0.31

Award amounts for categories with fewer than 10 recipients are reported as zero.

Minnesota State Grant Statistics, Fiscal Year 2006
Married Independent Students with No Other Dependents
Registered for Fewer than 30 Credits
Attending MnSCU Four-Year Universities

Adjusted Gross Income	Number of Recipients	Combined Federal Pell and Minnesota State Grants (million)	Minnesota State Grants (million)
Less Than \$10,000	34	\$0.12	\$0.03
\$10,000 to \$19,999	83	\$0.26	\$0.10
\$20,000 to \$29,999	55	\$0.10	\$0.07
\$30,000 to \$39,999	23	\$0.02	\$0.01
\$40,000 to \$49,999	8	\$0.01	\$0.01
\$50,000 to \$59,999	2	\$0.00	\$0.00
\$60,000 to \$69,999	0	\$0.00	\$0.00
\$70,000 or More	1	\$0.00	\$0.00
Total	206	\$0.51	\$0.22

Minnesota State Grant Statistics, Fiscal Year 2006
Married Independent Students with No Other Dependents
Registered for Fewer than 30 Credits
Attending the University of Minnesota

Adjusted Gross Income	Number of Recipients	Combined Federal Pell and Minnesota State Grants (million)	Minnesota State Grants (million)
Less Than \$10,000	29	\$0.14	\$0.07
\$10,000 to \$19,999	38	\$0.16	\$0.09
\$20,000 to \$29,999	40	\$0.12	\$0.10
\$30,000 to \$39,999	23	\$0.03	\$0.03
\$40,000 to \$49,999	7	\$0.01	\$0.01
\$50,000 to \$59,999	1	\$0.00	\$0.00
\$60,000 to \$69,999	0	\$0.00	\$0.00
\$70,000 or More	0	\$0.00	\$0.00
Total	138	\$0.46	\$0.30

Award amounts for categories with fewer than 10 recipients are reported as zero.

Minnesota State Grant Statistics, Fiscal Year 2006
Married Independent Students with No Other Dependents
Registered for Fewer than 30 Credits
Attending Minnesota Non-Profit Institutions

Adjusted Gross Income	Number of Recipients	Combined Federal Pell and Minnesota State Grants (million)	Minnesota State Grants (million)
Less Than \$10,000	28	\$0.12	\$0.06
\$10,000 to \$19,999	53	\$0.19	\$0.11
\$20,000 to \$29,999	41	\$0.10	\$0.08
\$30,000 to \$39,999	18	\$0.03	\$0.03
\$40,000 to \$49,999	14	\$0.02	\$0.02
\$50,000 to \$59,999	4	\$0.00	\$0.00
\$60,000 to \$69,999	2	\$0.00	\$0.00
\$70,000 or More	1	\$0.00	\$0.00
Total	161	\$0.47	\$0.30

Minnesota State Grant Statistics, Fiscal Year 2006
Married Independent Students with No Other Dependents
Registered for Fewer than 30 Credits
Attending Minnesota For-Profit Institutions

Adjusted Gross Income	Number of Recipients	Combined Federal Pell and Minnesota State Grants (million)	Minnesota State Grants (million)
Less Than \$10,000	43	\$0.14	\$0.05
\$10,000 to \$19,999	58	\$0.12	\$0.06
\$20,000 to \$29,999	51	\$0.06	\$0.05
\$30,000 to \$39,999	28	\$0.03	\$0.02
\$40,000 to \$49,999	10	\$0.01	\$0.01
\$50,000 to \$59,999	2	\$0.00	\$0.00
\$60,000 to \$69,999	0	\$0.00	\$0.00
\$70,000 or More	1	\$0.00	\$0.00
Total	193	\$0.36	\$0.19

Award amounts for categories with fewer than 10 recipients are reported as zero.

Minnesota State Grant Statistics, Fiscal Year 2006
Married Independent Students with No Other Dependents
Registered for 30 Credits or More

Adjusted Gross Income	Number of Recipients	Combined Federal Pell and Minnesota State Grants (million)	Minnesota State Grants (million)
Less Than \$10,000	102	\$0.60	\$0.23
\$10,000 to \$19,999	174	\$0.87	\$0.46
\$20,000 to \$29,999	144	\$0.41	\$0.35
\$30,000 to \$39,999	58	\$0.14	\$0.12
\$40,000 to \$49,999	12	\$0.02	\$0.02
\$50,000 to \$59,999	8	\$0.00	\$0.00
\$60,000 to \$69,999	2	\$0.00	\$0.00
\$70,000 or More	0	\$0.00	\$0.00
Total	500	\$2.06	\$1.19

Minnesota State Grant Statistics, Fiscal Year 2006
Married Independent Students with No Other Dependents
Registered for 30 Credits or More
Attending MnSCU Two-Year Colleges

Adjusted Gross Income	Number of Recipients	Combined Federal Pell and Minnesota State Grants (million)	Minnesota State Grants (million)
Less Than \$10,000	35	\$0.16	\$0.03
\$10,000 to \$19,999	47	\$0.16	\$0.06
\$20,000 to \$29,999	45	\$0.09	\$0.06
\$30,000 to \$39,999	15	\$0.03	\$0.02
\$40,000 to \$49,999	4	\$0.00	\$0.00
\$50,000 to \$59,999	0	\$0.00	\$0.00
\$60,000 to \$69,999	0	\$0.00	\$0.00
\$70,000 or More	0	\$0.00	\$0.00
Total	146	\$0.44	\$0.17

Award amounts for categories with fewer than 10 recipients are reported as zero.

Minnesota State Grant Statistics, Fiscal Year 2006
Married Independent Students with No Other Dependents
Registered for 30 Credits or More
Attending MnSCU Four-Year Universities

Adjusted Gross Income	Number of Recipients	Combined Federal Pell and Minnesota State Grants (million)	Minnesota State Grants (million)
Less Than \$10,000	21	\$0.12	\$0.04
\$10,000 to \$19,999	46	\$0.21	\$0.09
\$20,000 to \$29,999	21	\$0.06	\$0.05
\$30,000 to \$39,999	10	\$0.02	\$0.02
\$40,000 to \$49,999	1	\$0.00	\$0.00
\$50,000 to \$59,999	1	\$0.00	\$0.00
\$60,000 to \$69,999	1	\$0.00	\$0.00
\$70,000 or More	0	\$0.00	\$0.00
Total	101	\$0.41	\$0.20

Minnesota State Grant Statistics, Fiscal Year 2006
Married Independent Students with No Other Dependents
Registered for 30 Credits or More
Attending the University of Minnesota

Adjusted Gross Income	Number of Recipients	Combined Federal Pell and Minnesota State Grants (million)	Minnesota State Grants (million)
Less Than \$10,000	15	\$0.11	\$0.06
\$10,000 to \$19,999	13	\$0.08	\$0.05
\$20,000 to \$29,999	17	\$0.07	\$0.07
\$30,000 to \$39,999	7	\$0.00	\$0.00
\$40,000 to \$49,999	0	\$0.00	\$0.00
\$50,000 to \$59,999	2	\$0.00	\$0.00
\$60,000 to \$69,999	0	\$0.00	\$0.00
\$70,000 or More	0	\$0.00	\$0.00
Total	54	\$0.30	\$0.20

Award amounts for categories with fewer than 10 recipients are reported as zero.

Minnesota State Grant Statistics, Fiscal Year 2006
Married Independent Students with No Other Dependents
Registered for 30 Credits or More
Attending Minnesota Non-Profit Institutions

Adjusted Gross Income	Number of Recipients	Combined Federal Pell and Minnesota State Grants (million)	Minnesota State Grants (million)
Less Than \$10,000	22	\$0.15	\$0.08
\$10,000 to \$19,999	50	\$0.34	\$0.21
\$20,000 to \$29,999	29	\$0.12	\$0.11
\$30,000 to \$39,999	18	\$0.05	\$0.05
\$40,000 to \$49,999	5	\$0.00	\$0.00
\$50,000 to \$59,999	2	\$0.00	\$0.00
\$60,000 to \$69,999	1	\$0.00	\$0.00
\$70,000 or More	0	\$0.00	\$0.00
Total	127	\$0.68	\$0.46

Minnesota State Grant Statistics, Fiscal Year 2006
Married Independent Students with No Other Dependents
Registered for 30 Credits or More
Attending Minnesota For-Profit Institutions

Adjusted Gross Income	Number of Recipients	Combined Federal Pell and Minnesota State Grants (million)	Minnesota State Grants (million)
Less Than \$10,000	9	\$0.00	\$0.00
\$10,000 to \$19,999	18	\$0.08	\$0.05
\$20,000 to \$29,999	32	\$0.07	\$0.07
\$30,000 to \$39,999	8	\$0.00	\$0.00
\$40,000 to \$49,999	2	\$0.00	\$0.00
\$50,000 to \$59,999	3	\$0.00	\$0.00
\$60,000 to \$69,999	0	\$0.00	\$0.00
\$70,000 or More	0	\$0.00	\$0.00
Total	72	\$0.23	\$0.16

Award amounts for categories with fewer than 10 recipients are reported as zero.

Minnesota State Grant Statistics: Unmarried Independent Students with No Dependents (Children), Fiscal Year 2006

Minnesota State Grant Statistics, Fiscal Year 2006 Unmarried Independent Students with No Dependents Registered for Fewer than 30 Credits

Adjusted Gross Income	Number of Recipients	Combined Federal Pell and Minnesota State Grants (million)	Minnesota State Grants (million)
Less Than \$10,000	4,207	\$13.42	\$3.50
\$10,000 to \$19,999	2,454	\$4.35	\$2.83
\$20,000 to \$29,999	660	\$0.48	\$0.47
\$30,000 to \$39,999	24	\$0.02	\$0.01
\$40,000 to \$49,999	0	\$0.00	\$0.00
\$50,000 to \$59,999	0	\$0.00	\$0.00
\$60,000 to \$69,999	1	\$0.00	\$0.00
\$70,000 or More	0	\$0.00	\$0.00
Total	7,346	\$18.28	\$6.82

Minnesota State Grant Statistics, Fiscal Year 2006 Unmarried Independent Students with No Dependents Registered for Fewer than 30 Credits Attending MnSCU Two-Year Colleges

Adjusted Gross Income	Number of Recipients	Combined Federal Pell and Minnesota State Grants (million)	Minnesota State Grants (million)
Less Than \$10,000	2,137	\$5.89	\$0.87
\$10,000 to \$19,999	1,132	\$1.53	\$0.78
\$20,000 to \$29,999	147	\$0.05	\$0.05
\$30,000 to \$39,999	2	\$0.00	\$0.00
\$40,000 to \$49,999	0	\$0.00	\$0.00
\$50,000 to \$59,999	0	\$0.00	\$0.00
\$60,000 to \$69,999	0	\$0.00	\$0.00
\$70,000 or More	0	\$0.00	\$0.00
Total	3,418	\$7.48	\$1.71

Award amounts for categories with fewer than 10 recipients are reported as zero.

Minnesota State Grant Statistics, Fiscal Year 2006
Unmarried Independent Students with No Dependents
Registered for Fewer than 30 Credits
Attending MnSCU Four-Year Universities

Adjusted Gross Income	Number of Recipients	Combined Federal Pell and Minnesota State Grants (million)	Minnesota State Grants (million)
Less Than \$10,000	573	\$2.18	\$0.50
\$10,000 to \$19,999	369	\$0.68	\$0.42
\$20,000 to \$29,999	65	\$0.05	\$0.04
\$30,000 to \$39,999	2	\$0.00	\$0.00
\$40,000 to \$49,999	0	\$0.00	\$0.00
\$50,000 to \$59,999	0	\$0.00	\$0.00
\$60,000 to \$69,999	0	\$0.00	\$0.00
\$70,000 or More	0	\$0.00	\$0.00
Total	1,009	\$2.91	\$0.96

Minnesota State Grant Statistics, Fiscal Year 2006
Unmarried Independent Students with No Dependents
Registered for Fewer than 30 Credits
Attending the University of Minnesota

Adjusted Gross Income	Number of Recipients	Combined Federal Pell and Minnesota State Grants (million)	Minnesota State Grants (million)
Less Than \$10,000	362	\$1.70	\$0.78
\$10,000 to \$19,999	218	\$0.71	\$0.56
\$20,000 to \$29,999	106	\$0.14	\$0.14
\$30,000 to \$39,999	12	\$0.01	\$0.01
\$40,000 to \$49,999	0	\$0.00	\$0.00
\$50,000 to \$59,999	0	\$0.00	\$0.00
\$60,000 to \$69,999	0	\$0.00	\$0.00
\$70,000 or More	0	\$0.00	\$0.00
Total	698	\$2.55	\$1.48

Award amounts for categories with fewer than 10 recipients are reported as zero.

Minnesota State Grant Statistics, Fiscal Year 2006
Unmarried Independent Students with No Dependents
Registered for Fewer than 30 Credits
Attending Minnesota Non-Profit Institutions

Adjusted Gross Income	Number of Recipients	Combined Federal Pell and Minnesota State Grants (million)	Minnesota State Grants (million)
Less Than \$10,000	374	\$1.42	\$0.58
\$10,000 to \$19,999	230	\$0.59	\$0.45
\$20,000 to \$29,999	112	\$0.09	\$0.09
\$30,000 to \$39,999	4	\$0.00	\$0.00
\$40,000 to \$49,999	0	\$0.00	\$0.00
\$50,000 to \$59,999	0	\$0.00	\$0.00
\$60,000 to \$69,999	1	\$0.00	\$0.00
\$70,000 or More	0	\$0.00	\$0.00
Total	721	\$2.10	\$1.11

Minnesota State Grant Statistics, Fiscal Year 2006
Unmarried Independent Students with No Dependents
Registered for Fewer than 30 Credits
Attending Minnesota For-Profit Institutions

Adjusted Gross Income	Number of Recipients	Combined Federal Pell and Minnesota State Grants (million)	Minnesota State Grants (million)
Less Than \$10,000	761	\$2.23	\$0.78
\$10,000 to \$19,999	505	\$0.85	\$0.62
\$20,000 to \$29,999	230	\$0.15	\$0.15
\$30,000 to \$39,999	4	\$0.00	\$0.00
\$40,000 to \$49,999	0	\$0.00	\$0.00
\$50,000 to \$59,999	0	\$0.00	\$0.00
\$60,000 to \$69,999	0	\$0.00	\$0.00
\$70,000 or More	0	\$0.00	\$0.00
Total	1,500	\$3.24	\$1.56

Award amounts for categories with fewer than 10 recipients are reported as zero.

Minnesota State Grant Statistics, Fiscal Year 2006
Unmarried Independent Students with No Dependents
Registered for 30 Credits or More

Adjusted Gross Income	Number of Recipients	Combined Federal Pell and Minnesota State Grants (million)	Minnesota State Grants (million)
Less Than \$10,000	1,374	\$8.05	\$3.10
\$10,000 to \$19,999	908	\$3.09	\$2.35
\$20,000 to \$29,999	356	\$0.52	\$0.52
\$30,000 to \$39,999	21	\$0.02	\$0.02
\$40,000 to \$49,999	0	\$0.00	\$0.00
\$50,000 to \$59,999	2	\$0.00	\$0.00
\$60,000 to \$69,999	0	\$0.00	\$0.00
\$70,000 or More	0	\$0.00	\$0.00
Total	2,661	\$11.68	\$5.99

Minnesota State Grant Statistics, Fiscal Year 2006
Unmarried Independent Students with No Dependents
Registered for 30 Credits or More
Attending MnSCU Two-Year Colleges

Adjusted Gross Income	Number of Recipients	Combined Federal Pell and Minnesota State Grants (million)	Minnesota State Grants (million)
Less Than \$10,000	423	\$1.91	\$0.42
\$10,000 to \$19,999	337	\$0.80	\$0.52
\$20,000 to \$29,999	83	\$0.06	\$0.06
\$30,000 to \$39,999	1	\$0.00	\$0.00
\$40,000 to \$49,999	0	\$0.00	\$0.00
\$50,000 to \$59,999	0	\$0.00	\$0.00
\$60,000 to \$69,999	0	\$0.00	\$0.00
\$70,000 or More	0	\$0.00	\$0.00
Total	844	\$2.77	\$1.00

Award amounts for categories with fewer than 10 recipients are reported as zero.

Minnesota State Grant Statistics, Fiscal Year 2006
Unmarried Independent Students with No Dependents
Registered for 30 Credits or More
Attending MnSCU Four-Year Universities

Adjusted Gross Income	Number of Recipients	Combined Federal Pell and Minnesota State Grants (million)	Minnesota State Grants (million)
Less Than \$10,000	222	\$1.17	\$0.38
\$10,000 to \$19,999	143	\$0.44	\$0.33
\$20,000 to \$29,999	42	\$0.04	\$0.04
\$30,000 to \$39,999	1	\$0.00	\$0.00
\$40,000 to \$49,999	0	\$0.00	\$0.00
\$50,000 to \$59,999	0	\$0.00	\$0.00
\$60,000 to \$69,999	0	\$0.00	\$0.00
\$70,000 or More	0	\$0.00	\$0.00
Total	408	\$1.65	\$0.75

Minnesota State Grant Statistics, Fiscal Year 2006
Unmarried Independent Students with No Dependents
Registered for 30 Credits or More
Attending the University of Minnesota

Adjusted Gross Income	Number of Recipients	Combined Federal Pell and Minnesota State Grants (million)	Minnesota State Grants (million)
Less Than \$10,000	171	\$1.30	\$0.66
\$10,000 to \$19,999	77	\$0.40	\$0.33
\$20,000 to \$29,999	29	\$0.08	\$0.08
\$30,000 to \$39,999	7	\$0.00	\$0.00
\$40,000 to \$49,999	0	\$0.00	\$0.00
\$50,000 to \$59,999	0	\$0.00	\$0.00
\$60,000 to \$69,999	0	\$0.00	\$0.00
\$70,000 or More	0	\$0.00	\$0.00
Total	284	\$1.79	\$1.07

Award amounts for categories with fewer than 10 recipients are reported as zero.

Minnesota State Grant Statistics, Fiscal Year 2006
Unmarried Independent Students with No Dependents
Registered for 30 Credits or More
Attending Minnesota Non-Profit Institutions

Adjusted Gross Income	Number of Recipients	Combined Federal Pell and Minnesota State Grants (million)	Minnesota State Grants (million)
Less Than \$10,000	253	\$1.82	\$0.88
\$10,000 to \$19,999	124	\$0.58	\$0.48
\$20,000 to \$29,999	56	\$0.12	\$0.12
\$30,000 to \$39,999	8	\$0.00	\$0.00
\$40,000 to \$49,999	0	\$0.00	\$0.00
\$50,000 to \$59,999	2	\$0.00	\$0.00
\$60,000 to \$69,999	0	\$0.00	\$0.00
\$70,000 or More	0	\$0.00	\$0.00
Total	443	\$2.52	\$1.48

Minnesota State Grant Statistics, Fiscal Year 2006
Unmarried Independent Students with No Dependents
Registered for 30 Credits or More
Attending Minnesota For-Profit Institutions

Adjusted Gross Income	Number of Recipients	Combined Federal Pell and Minnesota State Grants (million)	Minnesota State Grants (million)
Less Than \$10,000	305	\$1.84	\$0.77
\$10,000 to \$19,999	227	\$0.86	\$0.70
\$20,000 to \$29,999	146	\$0.23	\$0.23
\$30,000 to \$39,999	4	\$0.00	\$0.00
\$40,000 to \$49,999	0	\$0.00	\$0.00
\$50,000 to \$59,999	0	\$0.00	\$0.00
\$60,000 to \$69,999	0	\$0.00	\$0.00
\$70,000 or More	0	\$0.00	\$0.00
Total	682	\$2.94	\$1.70

Award amounts for categories with fewer than 10 recipients are reported as zero.

Minnesota State Grant Number of Recipients and Amount Awarded by Institution, Fiscal Year 2006

MnSCU Two-Year Colleges

Participating Institutions	Number of Minnesota State Grant Recipients	Combined Federal Pell and Minnesota State Grants Received	Minnesota State Grants Received
Alexandria Technical College	723	\$2,248,000	\$947,000
Anoka Technical College	549	\$1,466,000	\$465,000
Anoka-Ramsey Community College	1,158	\$2,669,000	\$846,000
Central Lakes College	1,130	\$3,099,000	\$1,099,000
Century College	1,589	\$3,985,000	\$1,125,000
Dakota County Technical College	583	\$1,573,000	\$547,000
Fond du Lac Tribal & Community College	404	\$1,159,000	\$274,000
Hennepin Technical College	1,056	\$2,613,000	\$743,000
Hibbing Community College	542	\$1,708,000	\$497,000
Inver Hills Community College	760	\$1,860,000	\$581,000
Itasca Community College	435	\$1,366,000	\$425,000
Lake Superior College	860	\$2,136,000	\$666,000
Mesabi Range Community and Technical College	428	\$1,330,000	\$396,000
Minneapolis Community and Technical College	2,446	\$6,169,000	\$1,478,000
Minnesota State College-Southeast	500	\$1,340,000	\$438,000
Minnesota State Community and Technical College	1,458	\$4,390,000	\$1,595,000
Minnesota West Community and Technical College	834	\$2,497,000	\$854,000

MnSCU Two-Year Colleges

Participating Institutions	Number of Minnesota State Grant Recipients	Combined Federal Pell and Minnesota State Grants Received	Minnesota State Grants Received
Normandale Community College	1,641	\$4,119,000	\$1,291,000
North Hennepin Community College	1,240	\$3,060,000	\$932,000
Northland Community and Technical College	803	\$2,303,000	\$780,000
Northwest Technical College	401	\$1,177,000	\$366,000
Pine Technical College	162	\$416,000	\$96,000
Rainy River Community College	69	\$206,000	\$64,000
Ridgewater College	1,515	\$4,119,000	\$1,621,000
Riverland Community College	877	\$2,355,000	\$827,000
Rochester Community and Technical College	1,416	\$3,734,000	\$1,252,000
South Central Technical College	846	\$2,278,000	\$755,000
St. Cloud Technical College	1,116	\$2,970,000	\$1,167,000
St. Paul College	1,275	\$3,467,000	\$728,000
Vermilion Community College	166	\$481,000	\$173,000
Sub-Total	26,982	\$72,293,000	\$23,028,000

MnSCU Four-Year Universities

Participating Institutions	Number of Minnesota State Grant Recipients	Combined Federal Pell and Minnesota State Grants Received	Minnesota State Grants Received
Bemidji State University	1,178	\$4,182,000	\$2,266,000
Metropolitan State University	853	\$2,343,000	\$761,000
Minnesota State University Moorhead	1,320	\$4,198,000	\$2,203,000
Minnesota State University, Mankato	2,903	\$9,391,000	\$5,061,000
Southwest Minnesota State University	822	\$2,928,000	\$1,543,000
St. Cloud State University	3,117	\$9,804,000	\$5,068,000
Winona State University	1,251	\$4,401,000	\$2,691,000
Sub-Total	11,444	\$37,247,000	\$19,593,000

University of Minnesota

Participating Institutions	Number of Minnesota State Grant Recipients	Combined Federal Pell and Minnesota State Grants Received	Minnesota State Grants Received
University of Minnesota Crookston	302	\$1,269,000	\$823,000
University of Minnesota Morris	538	\$2,362,000	\$1,713,000
University of Minnesota Duluth	2,182	\$9,061,000	\$6,363,000
University of Minnesota Twin Cities	6,092	\$27,360,000	\$18,725,000
Sub-Total	9,114	\$40,052,000	\$27,624,000

Minnesota Private Non-Profit Institutions

Participating Institutions	Number of Minnesota State Grant Recipients	Combined Federal Pell and Minnesota State Grants Received	Minnesota State Grants Received
American Indian OIC School of Business and Office Technology	54	\$147,000	\$26,000
Augsburg College	470	\$2,184,000	\$1,490,000
Augsburg College Weekend	182	\$597,000	\$278,000
Bethany Lutheran College	188	\$908,000	\$646,000
Bethel University	748	\$3,280,000	\$2,420,000
Cardinal Stritch University	30	\$82,000	\$49,000
Carleton College	136	\$662,000	\$463,000
College of St. Benedict	540	\$2,514,000	\$1,879,000
College of St. Catherine	1,009	\$4,113,000	\$2,466,000
College of St. Catherine Weekend	168	\$450,000	\$254,000
College of St. Scholastica	855	\$3,973,000	\$2,800,000
College of Visual Arts	53	\$214,000	\$158,000
Concordia College Moorhead	690	\$3,108,000	\$2,308,000
Concordia University St. Paul	427	\$1,863,000	\$1,186,000
Crossroads College	68	\$301,000	\$191,000
Crown College	315	\$1,296,000	\$772,000
Dunwoody College of Technology	667	\$2,254,000	\$1,261,000
East Metro Opportunities Industrialization Center	69	\$182,000	\$71,000
Gustavus Adolphus College	608	\$2,874,000	\$2,076,000

Minnesota Private Non-Profit Institutions

Participating Institutions	Number of Minnesota State Grant Recipients	Combined Federal Pell and Minnesota State Grants Received	Minnesota State Grants Received
Hamline University	717	\$3,407,000	\$2,410,000
Macalester College	131	\$624,000	\$439,000
Martin Luther College	56	\$260,000	\$209,000
Minneapolis College of Art and Design	127	\$582,000	\$412,000
Minneapolis School of Massage & Body Works	20	\$42,000	\$16,000
North Central University	249	\$1,085,000	\$726,000
Northwestern College	755	\$3,199,000	\$2,258,000
Northwestern Health Sciences University	21	\$53,000	\$23,000
Oak Hills Christian College	88	\$422,000	\$273,000
Pillsbury Baptist Bible College	87	\$377,000	\$256,000
Presentation College	41	\$147,000	\$75,000
St. John's University	423	\$1,939,000	\$1,441,000
St. Mary's University of Minnesota	247	\$1,068,000	\$775,000
St. Olaf College	459	\$2,241,000	\$1,603,000
Summit Academy Opportunity Industrialization Center	108	\$326,000	\$132,000
University of St. Thomas	1,125	\$5,084,000	\$3,645,000
White Earth Tribal College	13	\$37,000	\$3,000
Sub-Total	11,944	\$51,895,000	\$35,490,000

Minnesota Private For-Profit Institutions

Participating Institutions	Number of Minnesota State Grant Recipients	Combined Federal Pell and Minnesota State Grants Received	Minnesota State Grants Received
Academy College	120	\$379,000	\$179,000
Allure School of Cosmetology	4	\$0	\$0
Argosy University Twin Cities	341	\$1,040,000	\$477,000
Art Institute International Minnesota	708	\$3,039,000	\$1,657,000
Aveda Institute Minneapolis	157	\$554,000	\$321,000
Brown College	1,162	\$4,875,000	\$2,824,000
Bryman Institute	328	\$899,000	\$295,000
Central Beauty School	14	\$34,000	\$13,000
Central Beauty School Cambridge	29	\$96,000	\$63,000
Cosmetology Training Center Mankato	31	\$95,000	\$56,000
DeVry University Edina Center	5	\$0	\$0
Duluth Business University	251	\$771,000	\$291,000
Globe College	550	\$1,478,000	\$647,000
Hastings Beauty School	16	\$58,000	\$33,000
Herzing College	271	\$1,040,000	\$478,000
Hi-Class Beauty and Massage School Richfield	23	\$68,000	\$25,000
Hi-Class Beauty and Massage School St. Paul	34	\$110,000	\$40,000
High Tech Institute St. Louis Park	557	\$2,184,000	\$1,036,000
Ingénue Beauty School	9	\$0	\$0

Minnesota Private For-Profit Institutions

Participating Institutions	Number of Minnesota State Grant Recipients	Combined Federal Pell and Minnesota State Grants Received	Minnesota State Grants Received
Institute of Production & Recording	71	\$215,000	\$142,000
ITT Technical Institute	136	\$391,000	\$202,000
Le Cordon School of Culinary Arts Minneapolis St. Paul	232	\$819,000	\$464,000
McNally Smith College of Music	100	\$343,000	\$204,000
Midwest Beauty Academy	62	\$138,000	\$53,000
Midwest Career Institute	22	\$37,000	\$17,000
Minneapolis Business College	235	\$1,052,000	\$553,000
Minnesota School of Barbering	26	\$91,000	\$36,000
Minnesota School of Beauty	40	\$173,000	\$108,000
Minnesota School of Business	2,562	\$7,048,000	\$3,429,000
Minnesota School of Cosmetology	102	\$270,000	\$110,000
Model College of Hair Design	64	\$247,000	\$121,000
Moler Barber School of Hairstyling	24	\$92,000	\$38,000
National American University	528	\$1,581,000	\$683,000
Northern Cosmotology Institute	5	\$0	\$0
NTI School of CAD Technology	35	\$135,000	\$87,000
Park Avenue School of Cosmetology	13	\$58,000	\$25,000
Professional Salon Academy	32	\$109,000	\$52,000
Pro-Image Beauty School	10	\$47,000	\$21,000

Minnesota Private For-Profit Institutions

Participating Institutions	Number of Minnesota State Grant Recipients	Combined Federal Pell and Minnesota State Grants Received	Minnesota State Grants Received
Rasmussen College Eagan	381	\$1,123,000	\$429,000
Rasmussen College Mankato	432	\$1,320,000	\$511,000
Rasmussen College Minnetonka	300	\$858,000	\$367,000
Rasmussen College St. Cloud	806	\$2,157,000	\$923,000
Regency Beauty Institute-Blaine	356	\$1,343,000	\$709,000
Rochester School of Cosmetology	31	\$119,000	\$56,000
Scot Lewis School of Cosmetology Bloomington	149	\$616,000	\$302,000
Scot Lewis School of Cosmetology Plymouth	72	\$307,000	\$131,000
SPA-A School	18	\$79,000	\$38,000
Sunland Cosmetology	4	\$0	\$0
Transportation Center for Excellence	43	\$64,000	\$33,000
University of Phoenix Minneapolis St. Paul	31	\$92,000	\$44,000
Scot Lewis School of Cosmetology St. Paul	92	\$396,000	\$179,000
Sub-Total	11,624	\$38,040,000	\$18,502,000
Total	71,108	\$239,628,000	\$124,287,000

Award amounts for categories with fewer than 10 recipients are reported as zero.