

MINNESOTA
OFFICE OF
HIGHER
EDUCATION

reach higher

December 2005



Minnesota State Grant Program End of Year Statistics, Fiscal Year 2005



Authors

Gerald Setter

Tel: 651-642-0590
Gerald.Setter@state.mn.us

Tricia Grimes

Tel: 651-642-0589
Tricia.Grimes@state.mn.us

About the Minnesota Office of Higher Education

The Minnesota Office of Higher Education is a cabinet-level state agency providing students with financial aid programs and information to help them gain access to post-secondary education. The agency serves as the state's clearinghouse for data, research and analysis on post-secondary enrollment, financial aid, finance and trends.

The Minnesota State Grant Program, which is administered by the agency, is a need-based tuition assistance program for Minnesota students. The agency oversees tuition reciprocity programs, a student loan program, Minnesota's 529 College Savings Program, licensing and an early awareness outreach initiative for youth. Through collaboration with systems and institutions, the agency assists in the development of the state's education technology infrastructure and shared library resources.

Minnesota Office of Higher Education


1450 Energy Park Drive, Suite 350
Saint Paul, MN 55108-5227

Tel: 651.642.0567 or 800.657.3866
TTY Relay: 800.627.3529
Fax: 651.642.0675

E-mail: info@ohe.state.mn.us

www.getreadyforcollege.org
www.ohe.state.mn.us

© 2005 Minnesota Office of Higher Education



MINNESOTA
OFFICE OF
HIGHER
EDUCATION

reach higher

Introduction

This report contains data on the number and dollar amounts of Minnesota State Grants received by Minnesota undergraduates for Fiscal Year 2005 (July 1, 2004 to June 30, 2005). Minnesota State Grants are coordinated with Federal Pell Grants, so the tables and graphs also show combined Federal Pell and State Grant awards. In addition, since ability to pay is calculated based on income and assets, data are reported by the adjusted gross income of the student's family. The report also includes information on three categories of student characteristics that affect State Grant awards.

Family Circumstances: Recipients are classified by family circumstances. Each category of family has its ability to pay assessed differently:

- Dependent students (usually students less than 24 years old who were not married and not supporting their own children)
- Married independent students with children¹
- Unmarried independent students with children
- Married independent students without children
- Single independent students (without children)

Attendance Strategy: The report classifies recipients by the number of course credits for which they registered. The registration load chosen by the student affects the price of attendance used in calculating Minnesota State Grant awards. The report classifies State Grant recipients by two attendance strategies:

- Recipients who registered for fewer than 30 credits during Fiscal Year 2004.
 - These students are commonly called part-time or part-year students.²
- Recipients who registered for at least 30 credits during Fiscal Year 2004.
 - These students are commonly called full-time, full-year students.

Post-Secondary Institution Choice: The institution the students chose to attend determines the price of attendance used in calculating Minnesota State Grants. Institutions are grouped into five sectors:

- Minnesota State Colleges and Universities - two-year colleges
- Minnesota State Colleges and Universities - four-year universities
- University of Minnesota
- Minnesota private for-profit institutions
- Minnesota private non-profit institutions

Data Used in Reporting Total Minnesota State Grants Received and Number of Recipients

The data in this report are based on the State Grant research data file as of November 2005. The totals may differ slightly from other documents published by the Minnesota Office of Higher Education, which could be based on data captured on different dates.

¹ The use of the word "children" in this report includes children and others who are financially dependent on the student.

² The Minnesota State Grant Program defines full-time attendance as a registration load of 15 semester credits (or the equivalent) per term. A registration load of at least 30 credits during Fiscal Year 2005 is equal to full-time, full-year attendance in this report.

Minnesota State Grant Statistics, Fiscal Year 2005

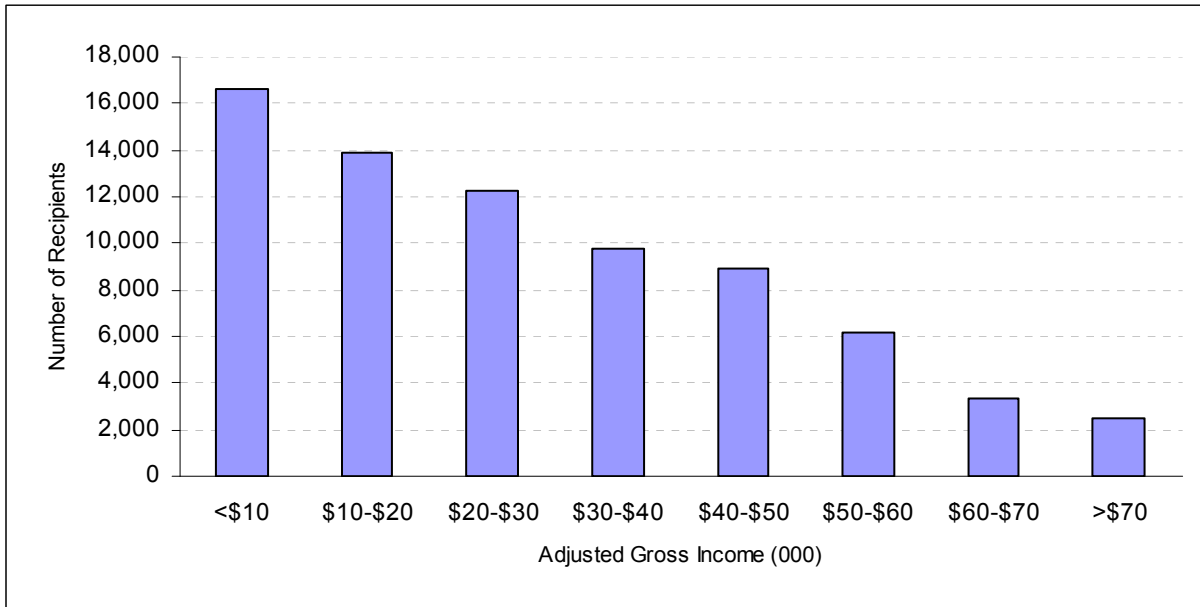
Number of State Grant Recipients and Amount Awarded, by Income			
Adjusted Gross Income	Number of Minnesota State Grant Recipients	Combined Federal Pell and Minnesota State Grant Awards	Minnesota State Grant Awards
Less than \$10,000	16,628	\$66,199,777	\$19,412,379
\$10,000 to \$19,999	13,852	\$50,050,163	\$20,359,046
\$20,000 to \$29,999	12,264	\$45,062,488	\$23,718,782
\$30,000 to \$39,999	9,730	\$33,140,920	\$21,206,258
\$40,000 to \$49,999	8,948	\$24,450,406	\$18,569,564
\$50,000 to \$59,999	6,165	\$13,867,770	\$11,803,074
\$60,000 to \$69,000	3,319	\$6,368,257	\$5,830,278
\$70,000 and over	2,504	\$3,727,266	\$3,538,478
Total	73,410	\$242,867,047	\$124,437,859

Adjusted gross income is parental income for dependent students and student and spouse income for others.

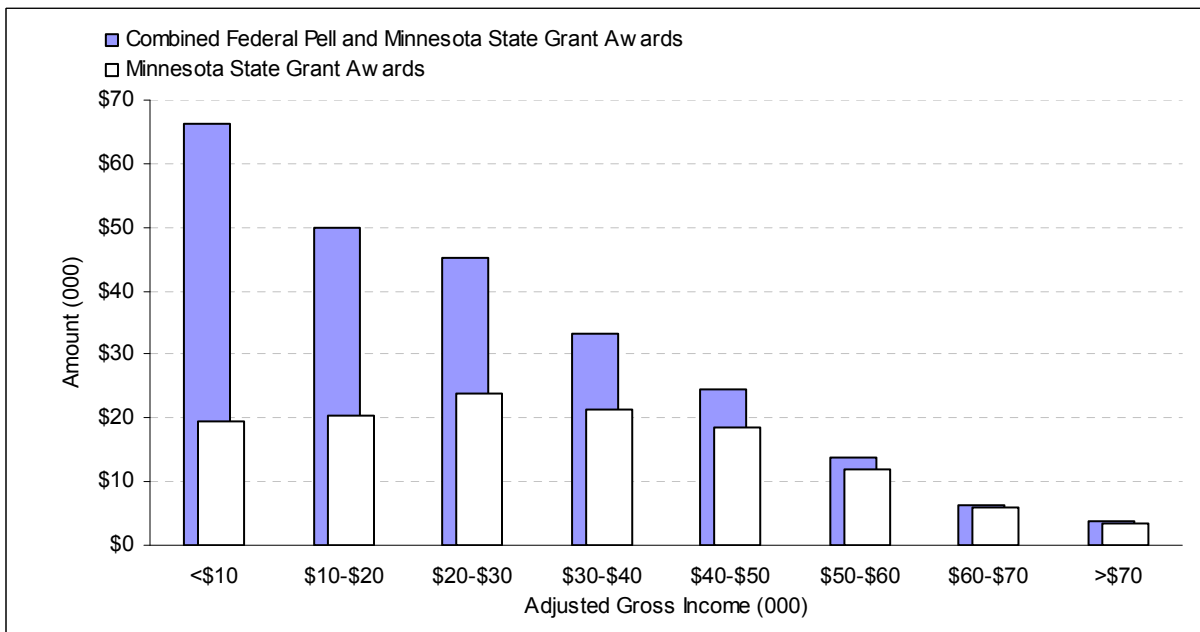
Number of State Grant Recipients and Amount Awarded, by Family Circumstances			
Family Circumstances	Number of Minnesota State Grant Recipients	Combined Federal Pell and Minnesota State Grant Awards (Million)	Minnesota State Grant Awards (Million)
Dependent Students	44,944	155,416,241	96,215,743
Independent Students			
Married students with children	5,830	16,772,360	5,089,206
Unmarried students with children	11,182	37,789,066	9,177,116
Married students with no children	1,954	5,334,026	2,571,526
Single independent students	9,500	27,555,353	11,384,268
Total	73,410	\$242,867,046	\$124,437,859

Source: Minnesota Office of Higher Education

Number of Minnesota State Grant Recipients, by Income

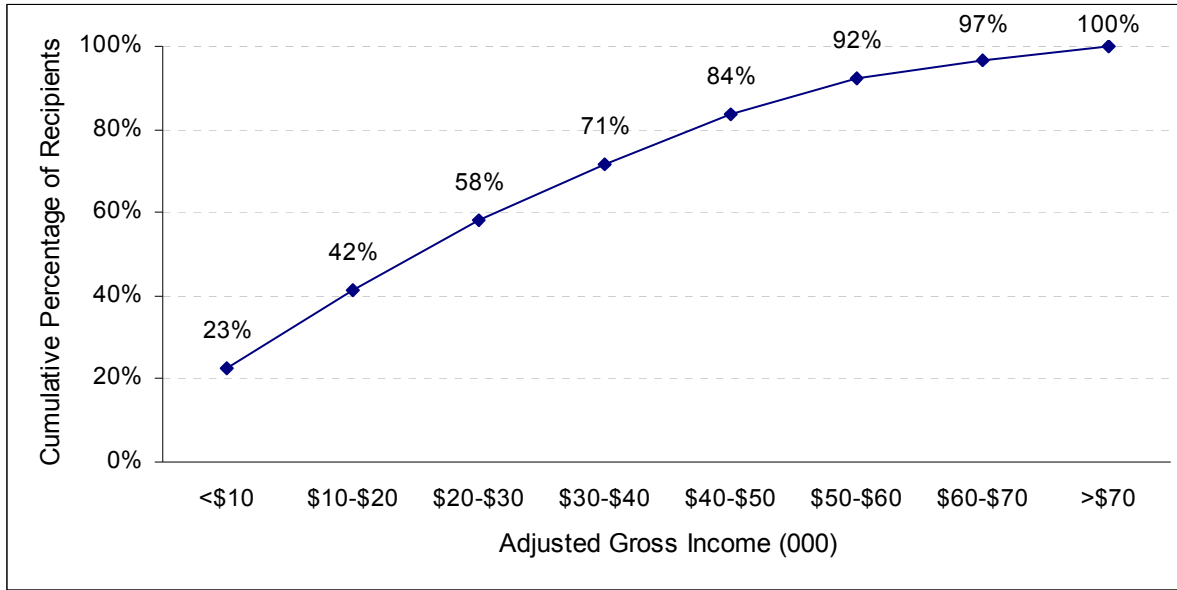


Combined Federal Pell and Minnesota State Grant Awards, by Income

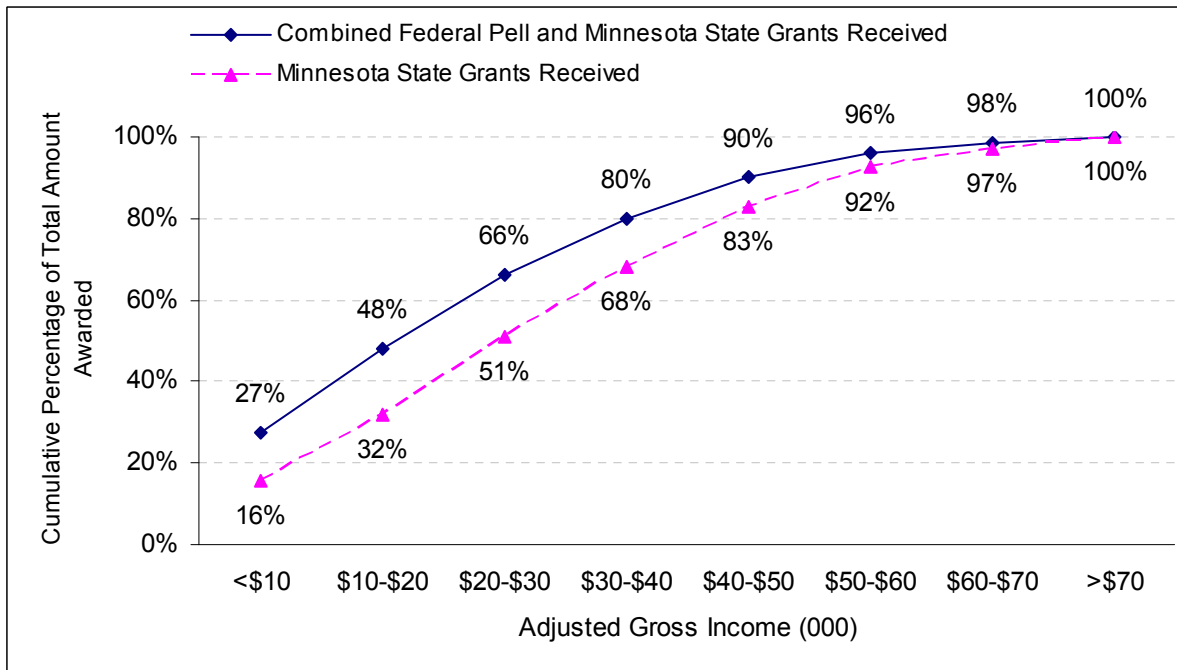


Source: Minnesota Office of Higher Education

Cumulative Percentage of State Grant Recipients, by Income



Cumulative Percentage of Combined Federal Pell and Minnesota State Grants, by Income



Source: Minnesota Office of Higher Education

Minnesota State Grant Number of Recipients and Amount Awarded by Institution, Fiscal Year 2005

Participating Post-Secondary Institutions	Number of Minnesota State Grant Recipients	Minnesota State Grants, Amount Awarded
Minnesota State Colleges and Universities Colleges (Two-Year)		
Alexandria Technical College	879	\$1,013,000
Anoka Technical College	516	\$402,000
Anoka-Ramsey Community College	1,047	\$750,000
Central Lakes College	1,215	\$1,031,000
Century College	1,510	\$966,000
Dakota County Technical College	637	\$589,000
Fond du Lac Tribal and Community College	384	\$215,000
Hennepin Technical College	998	\$639,000
Hibbing Community College	555	\$428,000
Inver Hills Community College	803	\$636,000
Itasca Community College	460	\$418,000
Lake Superior College	914	\$680,000
Mesabi Range Community and Technical College	420	\$345,000
Minneapolis Community and Technical College	2,352	\$1,303,000
Minnesota State College-Southeast	485	\$385,000
Minnesota State Community and Technical College	1,508	\$1,517,000
Minnesota West Community and Technical College	878	\$844,000
Normandale Community College	1,670	\$1,202,000
North Hennepin Community College	1,419	\$994,000
Northland Community and Technical College	873	\$780,000
Northwest Technical College	415	\$371,000
Pine Technical College	151	\$88,000
Rainy River Community College	102	\$90,000
Ridgewater College	1,652	\$1,695,000
Riverland Community College	917	\$743,000
Rochester Community and Technical College	1,392	\$1,172,000
Saint Cloud Technical College	1,199	\$1,226,000
Saint Paul College	1,123	\$572,000
South Central Technical College	846	\$742,000
Vermilion Community College	167	\$178,000
Sub-Total	27,487	\$22,014,000
Minnesota State Colleges and Universities (Four-Year)		
Bemidji State University	1,291	\$2,241,000

	Number of Minnesota State Grant Recipients	Minnesota State Grants, Amount Awarded
Participating Post-Secondary Institutions		
Metropolitan State University	858	\$664,000
Minnesota State University Moorhead	1,443	\$2,189,000
Minnesota State University, Mankato	3,126	\$5,146,000
Saint Cloud State University	3,436	\$5,256,000
Southwest Minnesota State University	884	\$1,455,000
Winona State University	1,343	\$2,749,000
Sub-Total	12,381	\$19,700,000
University of Minnesota		
University of Minnesota Crookston	342	\$851,000
University of Minnesota Morris	613	\$1,872,000
University of Minnesota Duluth	2,377	\$6,440,000
University of Minnesota Twin Cities	6,360	\$17,984,000
Sub-Total	9,692	\$27,147,000
Not-for-Profit Post-secondary Institutions		
American Indian OIC School of Business and Office Technology	54	\$22,000
Augsburg College	739	\$2,026,000
Bethany Lutheran College	211	\$720,000
Bethel University	812	\$2,551,000
Cardinal Stritch University	46	\$63,000
Carleton College	120	\$413,000
College of Saint Benedict	586	\$1,938,000
College of Saint Catherine	1,174	\$2,694,000
College of Saint Scholastica	925	\$2,855,000
College of Visual Arts	50	\$141,000
Concordia College Moorhead	774	\$2,555,000
Concordia University Saint Paul	457	\$1,276,000
Crossroads College	75	\$208,000
Crown College	339	\$828,000
Dunwoody College of Technology	755	\$1,410,000
East Metro Opportunities Industrialization Center	80	\$76,000
Gustavus Adolphus College	674	\$2,222,000
Hamline University	744	\$2,436,000
Macalester College	131	\$435,000
Martin Luther College	78	\$266,000
Minneapolis College of Art and Design	152	\$463,000
Minneapolis School of Massage and Body Works	26	\$29,000
North Central University	277	\$817,000
Northwestern College	809	\$2,386,000

Participating Post-Secondary Institutions	Number of Minnesota State Grant Recipients	Minnesota State Grants, Amount Awarded
Northwestern Health Sciences University	23	\$36,000
Oak Hills Christian College	93	\$280,000
Pillsbury Baptist Bible College	77	\$203,000
Presentation College	46	\$70,000
Saint John's University	490	\$1,577,000
Saint Mary's University of Minnesota	273	\$857,000
Saint Olaf College	502	\$1,677,000
Summit Academy Opportunity Industrialization Center	73	\$94,000
University of Saint Thomas	1,119	\$3,627,000
Sub-Total	12,784	\$37,251,000
For-Profit Post-secondary Institutions		
Academy College	121	\$152,000
Argosy University Twin Cities	356	\$513,000
Art Institute International Minnesota	675	\$1,564,000
Aveda Institute Minneapolis	189	\$358,000
Brown College	1,425	\$3,322,000
Bryman Institute	245	\$255,000
Central Beauty School	19	\$27,000
Central Beauty School Cambridge	28	\$38,000
Cosmetology Training Center Mankato	42	\$71,000
DeVry University Edina Center	3	\$1,000
Duluth Business University	294	\$375,000
Globe College	743	\$948,000
Hastings Beauty School	18	\$43,000
Herzing College	309	\$480,000
Hi-Class Beauty and Massage School Richfield	21	\$30,000
Hi-Class Beauty and Massage School Saint Paul	43	\$49,000
High Tech Institute Saint Louis Park	658	\$1,342,000
Ingénue Beauty School	9	\$13,000
Institute of Production and Recording	115	\$221,000
ITT Technical Institute	102	\$130,000
Le Cordon School of Culinary Arts Minneapolis St. Paul	41	\$42,000
McNally Smith College of Music	137	\$301,000
Midwest Career Institute	29	\$22,000
Minneapolis Business College	217	\$452,000
Minnesota School of Barbering	24	\$39,000
Minnesota School of Beauty	39	\$106,000
Minnesota School of Business	2,071	\$2,507,000
Minnesota School of Cosmetology	47	\$36,000
Model College of Hair Design	91	\$188,000

Participating Post-Secondary Institutions	Number of Minnesota State Grant Recipients	Minnesota State Grants, Amount Awarded
Moler Barber School of Hairstyling	37	\$66,000
Nail Tech & Beauty School	2	\$2,000
National American University	533	\$830,000
Northern Cosmetology Institute	23	\$34,000
NTI School of CAD Technology	46	\$103,000
Professional Salon Academy	11	\$13,000
Pro-Image Beauty School	19	\$20,000
Rasmussen College Eagan	350	\$454,000
Rasmussen College Mankato	382	\$473,000
Rasmussen College Minnetonka	335	\$498,000
Rasmussen College Saint Cloud	469	\$673,000
Regency Beauty Institute Burnsville	83	\$177,000
Regency Beauty Institute Maplewood	51	\$110,000
Regency Beauty Institute Saint Cloud	99	\$239,000
Regency Beauty Institute Blaine	123	\$222,000
Rochester School of Cosmetology	41	\$70,000
Scot Lewis School of Cosmetology Bloomington	113	\$234,000
Scot Lewis School of Cosmetology Plymouth	112	\$243,000
Scot Lewis School of Cosmetology Saint Paul	95	\$211,000
Transportation Center for Excellence	31	\$27,000
Sub-Total	11,066	\$18,324,000
Total	73,410	\$124,438,000

Source: Minnesota Office of Higher Education