

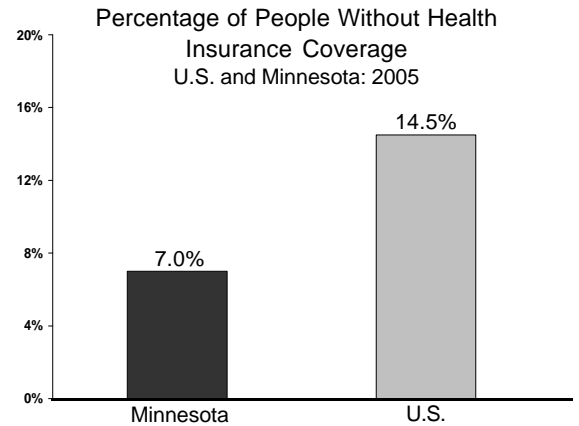
# Status Report

## WOMEN AND HEALTH INSURANCE

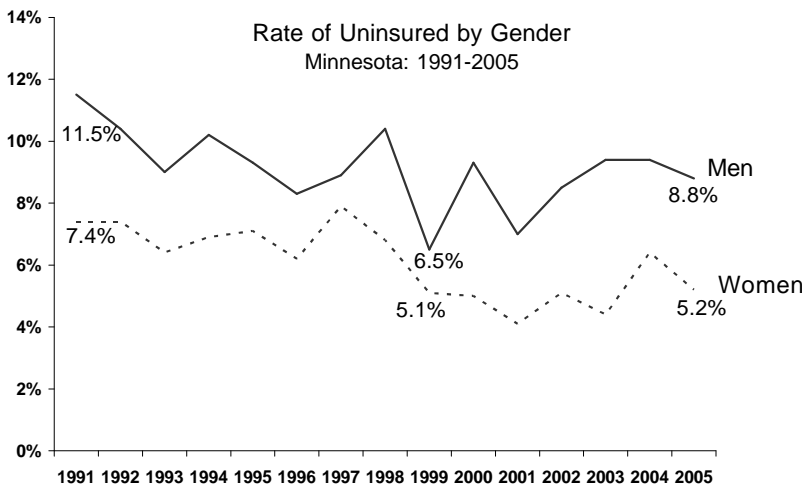
### MINNESOTA

#### Health Insurance Coverage in the U.S. and Minnesota

- ◆ Minnesota has the lowest rate of persons without health insurance in the country.
- ◆ In 2005 the rate of people without health insurance coverage in Minnesota was 7.0%.
- ◆ The same year the national rate of people without health insurance was 14.5%, more than double Minnesota's uninsured rate.
- ◆ The state with the highest uninsured rate in 2005 was Texas (28.5%).



#### Health Insurance in Minnesota by Gender

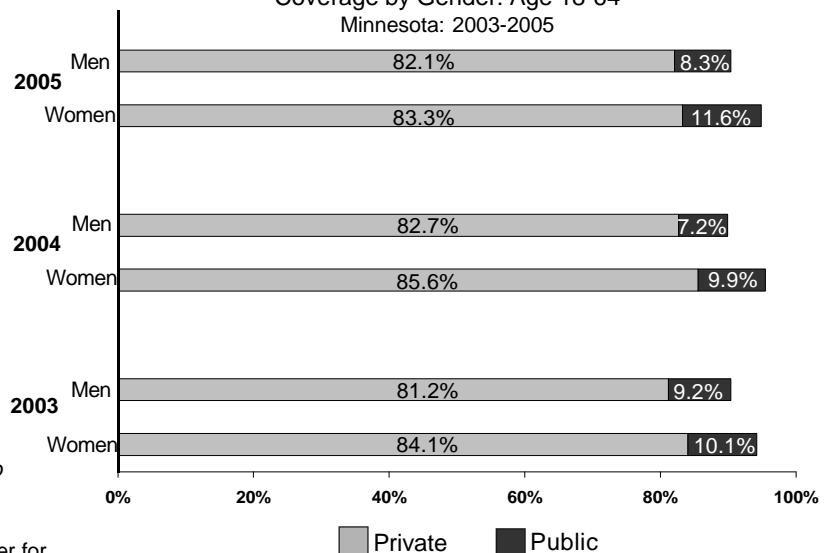


- ◆ Since 1991 men have consistently seen higher uninsured rates than women in Minnesota.
- ◆ The lowest uninsured rate enjoyed by men was in 1999 when it was 6.5%. The lowest uninsured rate for women was 4.1% in 2001.
- ◆ In 2005, the most recent year for which data is available, uninsured rates in Minnesota were 8.8% for men and 5.2% for women.
- ◆ The median uninsured rates for all states in 2005 was 16.8% for men and 13.0% for women.

#### Public vs. Private Coverage by Gender in Minnesota

- ◆ Women aged 18-64 in Minnesota have consistently seen higher rates of both public and private health insurance coverage than men of the same age.
- ◆ Patterns of coverage in Minnesota are similar to national insurance coverage patterns. In the U.S. in 2005, 70.3% of men and 71.8% of women aged 18 to 64 had private health insurance, while 11.8% of men and 14.6% of women aged 18 to 64 had public health insurance.

Percentage of Public and Private Health Insurance Coverage by Gender: Age 18-64  
Minnesota: 2003-2005



*Note: While it is possible for one person to have both public and private health insurance coverage, persons in the 18-64 age group are least likely to have both types of coverage.*