




Minnesota Gambling Control Board

Suite 300 South
1711 West County Rd B
Roseville, MN 55113
651-639-4000

TO: Honorable Tim Pawlenty, Governor
Honorable Margaret Anderson Kelliher, Speaker of the House
Honorable James Metzen, President of the Senate
Senate Research
House Research
Legislative Committee Members

FROM: Tom Barrett
Executive Director 

DATE: December 30, 2008

RE: FY08 Financial Summary for Licensed Lawful Gambling Organizations

The attached report is provided to you as required under Minnesota Statute 349.151, subd. 4(a), (9)). The report includes a financial summary for each licensed organization conducting lawful (charitable) gaming and depicts gross receipts, prizes paid, expenses, and charitable donations. The report also includes a summary of all activity.

Report highlights:

- Licensed organizations reported gross sales from lawful gambling of \$1,120,404,000 in FY08.
- Overall rate of prize payout was 81.8% (\$916,791,000).
- \$92.3 million of gross profit was spent on total "Lawful Purpose" donations in FY08.
 - \$38.9 million of gross profit was spent on "charitable" donations.
 - \$46 million of gross profit was spent on taxes and fees.
 - \$7.3 million spent on real estate taxes, utilities for veteran posts and other misc items.
- The overall effective rate of taxes and fees paid compared to gross receipts is 4.1%.
- On average, licensed organizations are spending 55.5% of their gross profit on expenses.
- Veteran organizations account for 29% of the total licensed organizations.

This report is sorted alphabetically, by licensed organization. Additional "sorts" (by city, etc) can be provided upon request. If you have any questions, please let me know!

Attachment

Gambling Control Board

Report to the Governor and Legislature

FY2008 Financial Summary for Licensed Lawful (Charitable) Gambling Organizations

(MS 349.151, Subd. 4(a)(9) requires the Gambling Control Board to report annually to the governor and legislature a financial summary for each licensed organization)

GROSS RECEIPTS, PRIZES PAID, OPERATING EXPENSE, FUNDS AVAILABLE FOR DONATIONS

\$1,120,404,000	Gross Receipts - all money received from the five forms of lawful (charitable) gambling
\$916,791,000	Less Prizes Paid (81.8%)
\$203,613,000	Net Receipts (18.2%)
\$203,613,000	100.0% Net Receipts
(\$113,049,000)	55.5% Less Allowable (Operating) Expenses ⁽¹⁾ - expenses directly related to conduct of gambling such as salaries, rent, product, supplies
(\$1,511,000)	0.7% Less Capital Assets and Improvements - expenditures or contributions requiring approval by Gambling Control Board (mostly building repairs)
\$89,053,000	43.8% Amount available for Lawful Purpose Expenditures or Contributions (LPE), including taxes and fees, charitable contributions, and other lawful purpose)

ACTUAL FUNDS SPENT DURING FY2008

\$46,014,000	22.6% LPE spent on Taxes and Fees (taxes related to gambling, the .1% Board fee, and licensing fees paid to Gambling Control Board)
\$38,925,000	19.1% LPE spent on Charitable Donations (See chart FY2008 Charitable Contribution Breakdown for donations that meet charitable definition)
\$7,323,000	3.6% Other LPE (miscellaneous allowed items such as audit costs, real estate taxes, and veteran utilities)
\$92,262,000	45.3% Actual amount spent in FY2008 ⁽²⁾

Organization Type: ⁽³⁾

Veterans	371	29%	Legions, VFWs, Auxiliaries, etc.
Fraternal / Civic Clubs	324	25%	Elks, Eagles, Moose, Lions, Jaycees, etc.
Youth Programs	206	16%	Athletic, musical, etc.
Fire Departments	176	14%	Fire Relief Associations
Outdoor	100	8%	ATV, conservation, fishing, hunting, lakes, snowmobile, trails, etc.
Miscellaneous	88	7%	Animal shelters, arts, commercial clubs, library, medical, etc.
Church / School	25	2%	Churches, private schools
TOTAL	1,290	100%	

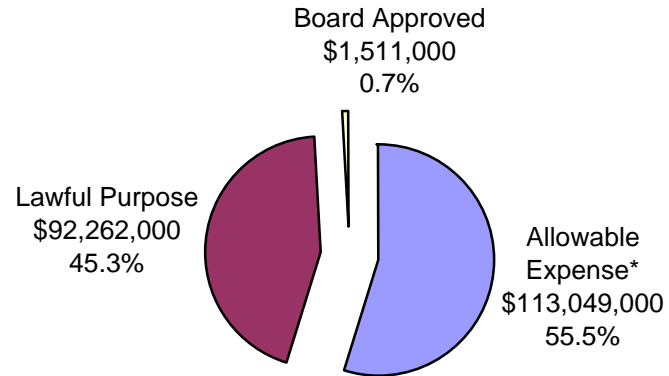
⁽¹⁾ Some organizations exceeded the expense limit allowed by law and were required to reimburse the overage from non-gambling funds. Total reimbursement was \$728,000.

⁽²⁾ Organizations are not required to spend 100% of net receipts annually. Money may be carried over from one year to the next (usually for larger projects).

⁽³⁾ 1% of the organizations did not respond by the deadline. Organizations with less than a full year of activity were not included.

Gambling Control Board Report

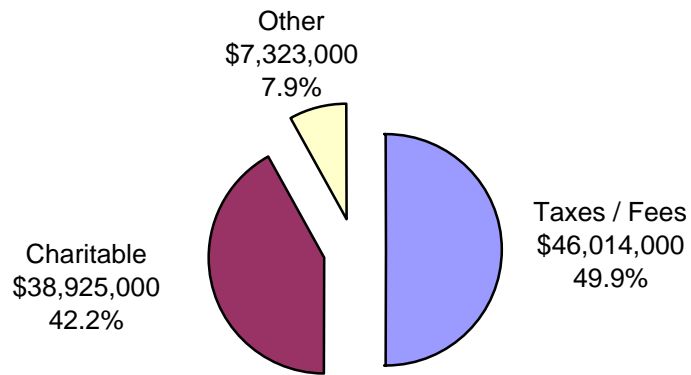
Net Receipts FY2008



FY2008 Total Net Receipts Deposited \$203,613,000
FY2008 Total Net Receipts Spent \$206,822,000

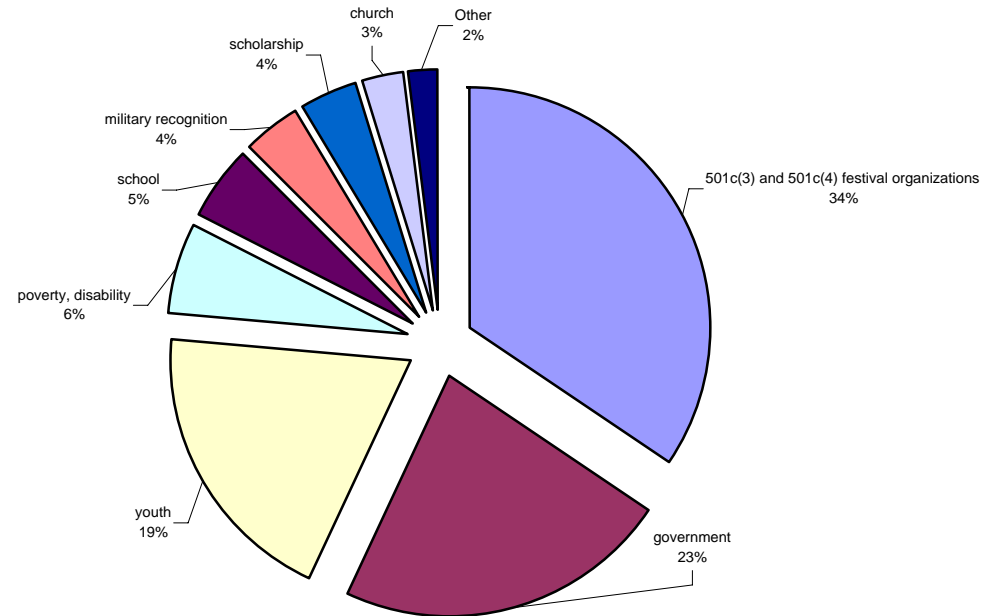
*Amount includes excess expenses of \$728,000 that required reimbursement

FY2008 Lawful Purpose Breakdown



Total Lawful Purpose Expenditures \$92,262,000

FY2008 Charitable Contribution Breakdown



Amount	Category	GCB Code
\$13,387,000	34% 501c(3) and 501c(4) festival organizations	A1
\$8,804,000	23% government	A10
\$7,548,000	19% youth	A7
\$2,353,000	6% poverty, disability	A2
\$1,998,000	5% school	A4
\$1,537,000	4% military	A6
\$1,504,000	4% scholarship	A5
\$1,001,000	3% church	A11
\$793,000	2% Other	
\$38,925,000	100%	
\$400,000	Other - wildlife management, trails, DNR	A13
\$245,000	Other - food shelves	A14
\$75,000	Other - humanitarian	A19
\$68,000	Other - community arts	A15
\$5,000	Other - problem gambling	A3

Organization	City	Gross Receipts	Prizes	Net Receipts	ALLOWABLE EXPENSES			Capital Asset Improvements	LAWFUL PURPOSE EXPENDITURES							
					TOTAL	%	Reimb		TOTAL	%	Charitable	%	Other	%	Tax/Fee	%
621 Foundation	New Brighton	1,256,748	931,042	325,706	256,682	78.8%	0	0	72,871	22.4%	40,000	12.3%	0	0.0%	32,871	10.1%
Abate of Minn	Marshall	110,960	84,972	25,988	8,054	31.0%	0	0	25,135	96.7%	19,565	75.3%	0	0.0%	5,570	21.4%
Air Force Assoc General EW Rawl	Minneapolis	992,059	729,595	262,464	169,745	64.7%	0	0	111,581	42.5%	66,243	25.2%	1,935	0.7%	43,403	16.5%
Airport Foundation MSP	St. Paul	384,750	295,766	88,984	60,693	68.2%	0	0	37,944	42.6%	30,000	33.7%	0	0.0%	7,944	8.9%
Aitkin Fire Dept Relief Association	Aitkin	475,337	399,423	75,914	48,833	64.3%	0	0	42,384	55.8%	33,325	43.9%	0	0.0%	9,059	11.9%
Aitkin Lions Club	Aitkin	898,820	745,527	153,293	91,148	59.5%	0	0	66,491	43.4%	40,084	26.1%	0	0.0%	26,407	17.2%
Aitkin Quarterbacks Club	Aitkin	575,186	484,551	90,634	46,759	51.6%	0	0	66,277	73.1%	54,261	59.9%	0	0.0%	12,016	13.3%
Akeley Lions Club	Akeley	69,013	54,542	14,471	8,206	56.7%	0	0	3,495	24.2%	950	6.6%	0	0.0%	2,545	17.6%
Albany Fire Dept	Albany	292,276	237,361	54,915	31,135	56.7%	0	0	18,877	34.4%	13,833	25.2%	0	0.0%	5,044	9.2%
Albany Jaycees	Albany	413,231	328,797	84,434	39,784	47.1%	0	0	33,978	40.2%	24,015	28.4%	0	0.0%	9,963	11.8%
Albany Lions Club	Albany	269,200	217,924	51,276	39,206	76.5%	0	0	15,469	30.2%	8,735	17.0%	0	0.0%	6,734	13.1%
Albert Lea Amateur Hockey Associ	Albert Lea	598,809	467,849	130,960	76,957	58.8%	0	0	56,282	43.0%	40,150	30.7%	0	0.0%	16,132	12.3%
Albert Lea Wrestling Boosters	Albert Lea	561,005	441,670	119,335	65,535	54.9%	0	0	50,522	42.3%	30,000	25.1%	0	0.0%	20,522	17.2%
Albertville Lions Club	Albertville	2,434,235	2,017,557	416,678	197,294	47.3%	0	0	223,499	53.6%	93,214	22.4%	0	0.0%	130,285	31.3%
Aldrich Lions Club	Aldrich	133,408	115,891	17,517	12,556	71.7%	0	0	3,868	22.1%	1,382	7.9%	0	0.0%	2,486	14.2%
Alexandria Area Hockey Associatio	Alexandria	301,305	197,139	104,166	32,791	31.5%	0	0	70,313	67.5%	65,457	62.8%	0	0.0%	4,856	4.7%
Aliveness Project Minneapolis	Minneapolis	848,822	669,051	179,771	101,653	56.5%	0	0	78,820	43.8%	48,500	27.0%	0	0.0%	30,320	16.9%
Aliveo Learning Center Inc.	Red Wing	1,600,197	1,345,965	254,232	149,344	58.7%	0	0	83,962	33.0%	7,600	3.0%	0	0.0%	76,362	30.0%
Almar Club Sports	St. Cloud	213,444	169,329	44,115	6,461	14.6%	0	0	34,030	77.1%	28,700	65.1%	0	0.0%	5,330	12.1%
Altura Lions Club	Altura	41,134	29,657	11,477	3,399	29.6%	-53	0	4,626	40.3%	3,394	29.6%	0	0.0%	1,232	10.7%
Altura Volunteer Fire Relief Associ	Altura	506,383	387,876	118,507	73,634	62.1%	0	0	43,541	36.7%	32,780	27.7%	0	0.0%	10,761	9.1%
Alvarado Lions Club	Alvarado	675,495	588,974	86,521	39,057	45.1%	0	0	44,110	51.0%	30,052	34.7%	0	0.0%	14,058	16.2%
Amboy Firemens Relief Associatio	Amboy	156,060	126,138	29,922	14,992	50.1%	-112	0	13,323	44.5%	9,848	32.9%	0	0.0%	3,475	11.6%
American Business Womens Chap	Oakdale	2,503,475	2,053,399	450,075	302,128	67.1%	0	0	128,356	28.5%	23,416	5.2%	0	0.0%	104,940	23.3%
American Legion Auxiliary 407	Winsted	12,210	7,419	8,387	-3,023	-78.8%	0	150	1,315	39.6%	1,160	30.3%	0	0.0%	355	9.3%
American Legion Post 10	Lake Benton	170,912	133,614	37,298	35,408	94.9%	0	0	18,009	48.3%	13,289	35.6%	285	0.8%	4,435	11.9%
American Legion Post 101	Melrose	729,370	580,271	149,099	62,940	42.2%	0	0	77,969	52.3%	29,988	20.1%	25,712	17.2%	22,269	14.9%
American Legion Post 102	Anoka	1,486,506	1,177,298	309,208	187,667	60.7%	0	0	147,499	47.7%	30,793	10.0%	60,582	19.6%	56,124	18.2%
American Legion Post 104	Litchfield	632,135	508,997	123,138	62,185	50.5%	0	0	52,252	42.4%	16,216	13.2%	19,633	15.9%	16,403	13.3%
American Legion Post 105	Lyle	773,494	647,894	125,600	73,866	58.8%	0	0	58,141	46.3%	28,097	22.4%	8,024	6.4%	22,021	17.5%
American Legion Post 108	Le Center	180,508	143,197	37,310	19,327	51.8%	0	0	15,559	41.7%	5,240	14.0%	6,086	16.3%	4,234	11.3%
American Legion Post 109	Two Harbors	763,543	651,884	111,659	66,146	59.2%	0	0	49,000	43.9%	6,844	6.1%	21,144	18.9%	21,013	18.8%
American Legion Post 11	Mankato	220,015	164,150	55,865	38,941	69.7%	0	0	14,357	25.7%	1,450	2.6%	5,234	9.4%	7,673	13.7%
American Legion Post 110	Lake City	105,077	82,130	22,947	13,469	58.7%	0	0	9,038	39.4%	5,367	23.4%	676	2.9%	2,995	13.0%
American Legion Post 112	Elk River	1,502,491	1,218,653	283,838	174,003	61.3%	0	0	118,015	41.6%	4,659	1.6%	42,991	15.1%	70,365	24.8%
American Legion Post 113	Marshall	650,720	501,717	149,004	97,808	65.6%	0	0	63,011	42.3%	39,042	26.2%	7,466	5.0%	16,504	11.1%
American Legion Post 117	Thief River Falls	668,337	544,272	124,065	68,896	55.5%	0	0	50,020	40.3%	19,019	15.3%	13,880	11.2%	17,121	13.8%
American Legion Post 118	Wayzata	148,547	110,478	38,070	8,965	23.5%	0	0	32,625	85.7%	13,040	34.3%	15,600	41.0%	3,985	10.5%
American Legion Post 119	Byron	216,003	157,235	58,768	33,587	57.2%	0	7,800	22,651	38.5%	10,281	17.5%	8,539	14.5%	3,832	6.5%
American Legion Post 12	Long Prairie	362,354	292,218	70,137	41,988	59.9%	0	0	29,852	42.6%	9,461	13.5%	11,164	15.9%	9,227	13.2%
American Legion Post 121	Watertown	253,062	201,087	51,975	21,144	40.7%	0	0	17,179	33.1%	9,341	18.0%	1,152	2.2%	6,686	12.9%

Organization	City	Gross Receipts	Prizes	Net Receipts	ALLOWABLE EXPENSES			Capital Asset Improvements	LAWFUL PURPOSE EXPENDITURES							
					TOTAL	%	Reimb		TOTAL	%	Charitable	%	Other	%	Tax/Fee	%
American Legion Post 122	Deer River	663,918	527,309	136,609	98,035	71.8%	0	0	51,213	37.5%	17,969	13.2%	15,491	11.3%	17,753	13.0%
American Legion Post 123	Luverne	53,442	40,998	12,444	2,657	21.4%	0	0	11,062	88.9%	2,308	18.5%	7,023	56.4%	1,731	13.9%
American Legion Post 126	Cosmos	162,240	128,605	33,635	23,434	69.7%	0	0	11,543	34.3%	4,586	13.6%	3,100	9.2%	3,857	11.5%
American Legion Post 130	Jackson	187,938	144,261	43,677	42,154	96.5%	0	0	12,865	29.5%	5,058	11.6%	5,196	11.9%	2,611	6.0%
American Legion Post 131	Maple Lake	891,535	735,826	155,709	79,255	50.9%	0	0	78,329	50.3%	44,905	28.8%	6,142	3.9%	27,283	17.5%
American Legion Post 132	New Ulm	349,866	259,028	90,838	50,420	55.5%	0	0	33,621	37.0%	11,373	12.5%	12,936	14.2%	9,312	10.3%
American Legion Post 134	Walker	1,137,481	919,354	218,127	131,975	60.5%	0	12,000	86,950	39.9%	17,750	8.1%	31,699	14.5%	37,501	17.2%
American Legion Post 134 Aux	Walker	60,781	47,805	12,976	10,334	79.6%	-3,715	600	3,084	23.8%	1,324	10.2%	0	0.0%	1,760	13.6%
American Legion Post 135	Hector	31,709	24,831	6,875	2,893	42.1%	0	0	5,201	75.6%	3,727	54.2%	0	0.0%	1,474	21.4%
American Legion Post 136	Flensburg	229,376	201,213	28,163	20,612	73.2%	0	0	12,895	45.8%	6,453	22.9%	1,443	5.1%	4,999	17.7%
American Legion Post 137	Royalton	107,595	85,391	22,204	15,775	71.0%	0	0	9,869	44.4%	5,023	22.6%	2,000	9.0%	2,846	12.8%
American Legion Post 14	Bemidji	1,456,187	1,258,904	197,283	82,050	41.6%	0	0	118,764	60.2%	15,040	7.6%	34,765	17.6%	68,959	35.0%
American Legion Post 141	Silver Lake	597,779	478,275	119,504	62,589	52.4%	0	0	42,802	35.8%	14,102	11.8%	15,218	12.7%	13,481	11.3%
American Legion Post 145	Howard Lake	459,282	376,313	82,969	44,473	53.6%	0	0	42,410	51.1%	6,161	7.4%	25,923	31.2%	10,326	12.4%
American Legion Post 146	Adams	266,798	216,052	50,746	23,958	47.2%	0	0	25,105	49.5%	15,804	31.1%	1,117	2.2%	8,184	16.1%
American Legion Post 147	Big Lake	1,357,472	1,079,084	278,388	178,950	64.3%	0	250	70,154	25.2%	14,689	5.3%	14,620	5.3%	40,845	14.7%
American Legion Post 149	Morristown	366,993	268,125	98,868	56,195	56.8%	0	0	38,090	38.5%	13,548	13.7%	15,125	15.3%	9,417	9.5%
American Legion Post 15	Detroit Lakes	932,874	778,930	153,944	106,579	69.2%	0	0	65,788	42.7%	20,255	13.2%	22,557	14.7%	22,976	14.9%
American Legion Post 150	Waconia	154,414	127,711	26,704	18,590	69.6%	0	0	9,089	34.0%	5,440	20.4%	0	0.0%	3,649	13.7%
American Legion Post 157	East Grand Forks	3,060,960	2,622,244	438,716	183,578	41.8%	0	18,000	234,149	53.4%	57,594	13.1%	10,451	2.4%	166,104	37.9%
American Legion Post 16	Bagley	546,024	438,184	107,839	74,313	68.9%	0	0	35,270	32.7%	9,690	9.0%	13,263	12.3%	12,317	11.4%
American Legion Post 164	Stewartville	840,215	694,507	145,708	73,804	50.7%	0	244	70,211	48.2%	19,827	13.6%	24,861	17.1%	25,524	17.5%
American Legion Post 165	Bricelyn	169,079	143,470	25,609	15,916	62.2%	0	0	13,085	51.1%	3,620	14.1%	6,103	23.8%	3,362	13.1%
American Legion Post 167	Willmar	1,198,901	976,099	222,802	107,250	48.1%	0	0	128,469	57.7%	50,795	22.8%	35,969	16.1%	41,705	18.7%
American Legion Post 168	White Bear Lake	2,048,189	1,721,765	326,424	196,033	60.1%	0	0	126,453	38.7%	9,397	2.9%	10,174	3.1%	106,883	32.7%
American Legion Post 172	Osseo	2,665,946	2,252,446	413,500	182,393	44.1%	0	70,453	192,919	46.7%	7,312	1.8%	54,363	13.1%	131,244	31.7%
American Legion Post 173	Tracy	359,366	283,462	75,904	38,306	50.5%	0	5,596	34,723	45.7%	25,405	33.5%	2,413	3.2%	6,905	9.1%
American Legion Post 1776	Apple Valley	4,507,186	3,760,237	746,949	265,518	35.5%	0	0	458,445	61.4%	91,210	12.2%	80,567	10.8%	286,668	38.4%
American Legion Post 178	Milaca	399,891	312,841	87,050	48,145	55.3%	0	1,571	40,653	46.7%	10,044	11.5%	21,748	25.0%	8,861	10.2%
American Legion Post 179	Plainview	368,302	301,632	66,670	39,894	59.8%	0	0	28,980	43.5%	13,072	19.6%	9,292	13.9%	6,616	9.9%
American Legion Post 181	Lake Park	167,536	124,832	42,704	26,507	62.1%	0	0	16,746	39.2%	4,949	11.6%	7,300	17.1%	4,497	10.5%
American Legion Post 184	Pine Island	668,554	548,377	120,177	65,096	54.2%	0	0	56,912	47.4%	16,056	13.4%	26,309	21.9%	14,547	12.1%
American Legion Post 187	Glenwood	614,562	510,533	104,029	64,114	61.6%	0	0	39,148	37.6%	22,495	21.6%	2,464	2.4%	14,189	13.6%
American Legion Post 188 W Doug	Evansville	56,521	41,602	14,919	9,754	65.4%	0	0	10,186	68.3%	6,266	42.0%	687	4.6%	3,233	21.7%
American Legion Post 189	Farmington	740,705	583,600	157,105	84,406	53.7%	0	0	84,281	53.6%	15,441	9.8%	51,676	32.9%	17,164	10.9%
American Legion Post 19	Madelia	768,326	655,615	112,711	63,103	56.0%	-41	5,820	54,795	48.6%	17,180	15.2%	14,773	13.1%	22,842	20.3%
American Legion Post 190	St. Charles	414,681	344,959	69,722	41,854	60.0%	0	0	26,643	38.2%	16,421	23.6%	977	1.4%	9,245	13.3%
American Legion Post 191	Caledonia	472,451	403,814	68,637	35,857	52.2%	0	0	38,224	55.7%	20,947	30.5%	8,622	12.6%	8,655	12.6%
American Legion Post 192	Elmore	332,735	262,117	70,618	40,955	58.0%	0	0	21,911	31.0%	7,550	10.7%	6,795	9.6%	7,565	10.7%
American Legion Post 2	Shakopee	413,030	324,572	88,458	41,578	47.0%	0	0	50,075	56.6%	8,147	9.2%	32,495	36.7%	9,433	10.7%
American Legion Post 20	Crookston	1,085,635	879,638	205,997	105,242	51.1%	0	0	85,005	41.3%	19,034	9.2%	28,140	13.7%	37,831	18.4%

Organization	City	Gross Receipts	Prizes	Net Receipts	ALLOWABLE EXPENSES			Capital Asset Improvements	LAWFUL PURPOSE EXPENDITURES							
					TOTAL	%	Reimb		TOTAL	%	Charitable	%	Other	%	Tax/Fee	%
American Legion Post 200	Winger	210,747	178,109	32,638	23,848	73.1%	0	0	10,038	30.8%	5,723	17.5%	0	0.0%	4,315	13.2%
American Legion Post 201	Mora	333,038	275,021	58,017	43,225	74.5%	0	0	11,969	20.6%	4,167	7.2%	0	0.0%	7,803	13.4%
American Legion Post 202	Hackensack	835,317	710,697	124,621	85,622	68.7%	-11,352	0	47,705	38.3%	17,250	13.8%	5,699	4.6%	24,756	19.9%
American Legion Post 205	Fairfax	75,555	62,194	13,361	8,543	63.9%	0	0	2,906	21.8%	1,156	8.7%	0	0.0%	1,750	13.1%
American Legion Post 207	Cleveland	146,916	119,939	26,977	13,790	51.1%	0	0	14,092	52.2%	4,333	16.1%	6,000	22.2%	3,759	13.9%
American Legion Post 21	Moorhead	1,748,476	1,381,069	367,407	196,639	53.5%	0	0	171,429	46.7%	65,612	17.9%	41,532	11.3%	64,285	17.5%
American Legion Post 210	Wells	200,376	156,276	44,100	29,465	66.8%	0	0	13,145	29.8%	2,922	6.6%	6,291	14.3%	3,932	8.9%
American Legion Post 211	Holdingford	377,532	311,938	65,594	29,544	45.0%	0	1,349	40,249	61.4%	24,816	37.8%	6,925	10.6%	8,508	13.0%
American Legion Post 212	Park Rapids	4,676,128	4,147,161	528,966	223,454	42.2%	0	2,973	377,535	71.4%	59,068	11.2%	43,239	8.2%	275,229	52.0%
American Legion Post 214	Lancaster	118,282	97,931	20,351	6,556	32.2%	0	0	13,831	68.0%	1,143	5.6%	9,546	46.9%	3,142	15.4%
American Legion Post 216	Princeton	250,673	198,363	52,310	50,377	96.3%	0	0	16,018	30.6%	14,835	28.4%	0	0.0%	1,183	2.3%
American Legion Post 217	Baudette	790,376	666,415	123,961	77,438	62.5%	0	0	50,563	40.8%	13,636	11.0%	15,440	12.5%	21,487	17.3%
American Legion Post 22	Red Lake Falls	172,686	137,454	35,232	17,481	49.6%	0	3,000	21,441	60.9%	4,055	11.5%	13,869	39.4%	3,517	10.0%
American Legion Post 220	Mountain Iron	29,647	23,332	6,316	1,289	20.4%	0	0	5,233	82.9%	2,402	38.0%	350	5.5%	2,481	39.3%
American Legion Post 225	Forest Lake	899,744	631,807	267,938	180,706	67.4%	0	0	82,288	30.7%	5,800	2.2%	54,477	20.3%	22,012	8.2%
American Legion Post 228	Waseca	515,007	406,866	108,141	58,930	54.5%	0	0	47,715	44.1%	14,312	13.2%	21,751	20.1%	11,653	10.8%
American Legion Post 234	Minneapolis	427,018	354,994	72,024	31,484	43.7%	0	0	44,048	61.2%	8,943	12.4%	20,248	28.1%	14,857	20.6%
American Legion Post 237	Balaton	36,414	29,442	6,972	7,153	102.6%	0	0	2,412	34.6%	1,697	24.3%	100	1.4%	615	8.8%
American Legion Post 239	Virginia	562,178	472,012	90,166	62,794	69.6%	0	0	40,944	45.4%	10,683	11.8%	16,525	18.3%	13,735	15.2%
American Legion Post 24	Roseau	669,515	552,270	117,245	71,914	61.3%	0	3,583	41,245	35.2%	2,460	2.1%	19,135	16.3%	19,650	16.8%
American Legion Post 241	Aurora	620,970	532,200	88,770	57,880	65.2%	0	0	41,795	47.1%	16,006	18.0%	10,182	11.5%	15,607	17.6%
American Legion Post 242	Fisher	218,001	180,193	37,808	27,220	72.0%	0	7,009	18,808	49.7%	8,808	23.3%	3,321	8.8%	6,679	17.7%
American Legion Post 243	Askov	415,312	354,175	61,137	45,386	74.2%	0	0	30,452	49.8%	22,915	37.5%	0	0.0%	7,537	12.3%
American Legion Post 249	Spring Grove	319,781	253,324	66,457	33,360	50.2%	0	0	39,376	59.3%	22,039	33.2%	10,210	15.4%	7,127	10.7%
American Legion Post 25	Warroad	441,432	390,269	51,163	41,634	81.4%	0	0	34,917	68.2%	5,120	10.0%	20,568	40.2%	9,229	18.0%
American Legion Post 251	Robbinsdale	1,356,881	1,153,811	203,070	129,314	63.7%	0	0	80,539	39.7%	16,070	7.9%	0	0.0%	64,468	31.7%
American Legion Post 253	Lowry	455,267	379,030	76,238	43,877	57.6%	0	0	29,381	38.5%	11,154	14.6%	7,397	9.7%	10,830	14.2%
American Legion Post 254	Sauk Rapids	1,090,395	887,734	202,661	95,233	47.0%	0	90,478	97,199	48.0%	23,805	11.7%	31,107	15.3%	42,286	20.9%
American Legion Post 255	Brainerd	1,432,871	1,195,350	237,521	141,529	59.6%	0	0	102,830	43.3%	22,250	9.4%	24,176	10.2%	56,404	23.7%
American Legion Post 257	Springfield	330,232	267,790	62,442	32,836	52.6%	0	0	30,663	49.1%	23,879	38.2%	0	0.0%	6,784	10.9%
American Legion Post 259	Shorewood	884,050	728,706	155,344	96,999	62.4%	0	0	53,345	34.3%	17,051	11.0%	8,688	5.6%	27,607	17.8%
American Legion Post 260	Monticello	1,746,185	1,461,185	284,999	141,407	49.6%	0	0	137,101	48.1%	14,685	5.2%	38,634	13.6%	83,782	29.4%
American Legion Post 261	Kimball	310,579	248,991	61,587	30,799	50.0%	0	0	26,001	42.2%	9,737	15.8%	9,178	14.9%	7,086	11.5%
American Legion Post 262	Cloquet	354,095	312,220	41,875	19,947	47.6%	0	0	19,880	47.5%	6,545	15.6%	4,906	11.7%	8,429	20.1%
American Legion Post 264	Glenville	249,700	198,580	51,120	30,913	60.5%	0	11,831	22,451	43.9%	16,257	31.8%	0	0.0%	6,194	12.1%
American Legion Post 266	Hartland	371,743	310,953	60,790	26,906	44.3%	0	0	33,366	54.9%	21,236	34.9%	0	0.0%	12,130	20.0%
American Legion Post 267	Walnut Grove	44,412	32,688	11,724	5,951	50.8%	0	0	7,611	64.9%	1,783	15.2%	4,612	39.3%	1,216	10.4%
American Legion Post 269	Madison Lake	427,523	337,139	90,384	39,972	44.2%	0	0	49,052	54.3%	38,028	42.1%	0	0.0%	11,024	12.2%
American Legion Post 27	Warren	445,501	373,993	71,508	43,632	61.0%	0	0	38,194	53.4%	12,557	17.6%	15,964	22.3%	9,673	13.5%
American Legion Post 270	Buffalo	4,146,235	3,638,209	508,026	228,664	45.0%	0	0	304,093	59.9%	17,982	3.5%	40,414	8.0%	245,697	48.4%
American Legion Post 271	Paynesville	442,900	339,377	103,523	66,237	64.0%	0	0	35,639	34.4%	1,403	1.4%	24,496	23.7%	9,740	9.4%

Organization	City	Gross Receipts	Prizes	Net Receipts	ALLOWABLE EXPENSES			Capital Asset Improvements	LAWFUL PURPOSE EXPENDITURES							
					TOTAL	%	Reimb		TOTAL	%	Charitable	%	Other	%	Tax/Fee	%
American Legion Post 284	Cass Lake	274,122	233,246	40,876	21,399	52.4%	0	0	18,894	46.2%	2,610	6.4%	10,744	26.3%	5,540	13.6%
American Legion Post 285	Lake Wilson	146,156	113,808	32,348	16,325	50.5%	0	0	16,786	51.9%	8,503	26.3%	4,401	13.6%	3,882	12.0%
American Legion Post 29	Morris	694,556	573,378	121,178	89,844	74.1%	0	0	41,741	34.4%	26,994	22.3%	0	0.0%	14,747	12.2%
American Legion Post 290	Cambridge	847,474	722,684	124,790	81,492	65.3%	0	0	52,565	42.1%	21,719	17.4%	12,949	10.4%	17,897	14.3%
American Legion Post 290 Aux	Cambridge	852,490	703,633	148,857	91,843	61.7%	0	0	66,942	45.0%	31,066	20.9%	10,129	6.8%	25,748	17.3%
American Legion Post 294	Lake Crystal	569,496	453,083	116,413	66,577	57.2%	0	0	54,079	46.5%	12,058	10.4%	30,139	25.9%	11,882	10.2%
American Legion Post 298	Foley	516,290	413,501	102,789	50,772	49.4%	0	0	35,879	34.9%	6,342	6.2%	16,510	16.1%	13,027	12.7%
American Legion Post 299	Mabel	374,447	309,948	64,499	30,547	47.4%	0	0	30,301	47.0%	10,970	17.0%	10,667	16.5%	8,664	13.4%
American Legion Post 30	Fergus Falls	1,492,087	1,175,343	316,744	224,830	71.0%	0	0	114,612	36.2%	30,321	9.6%	33,197	10.5%	51,094	16.1%
American Legion Post 303	Fridley	2,776,946	2,307,784	469,162	223,809	47.7%	0	0	259,548	55.3%	58,262	12.4%	46,768	10.0%	154,518	32.9%
American Legion Post 304	Gonvick	32,815	25,986	6,829	5,633	82.5%	0	0	2,002	29.3%	200	2.9%	916	13.4%	886	13.0%
American Legion Post 309	Belview	33,082	26,479	6,603	2,807	42.5%	0	0	3,602	54.6%	1,820	27.6%	264	4.0%	1,518	23.0%
American Legion Post 311	Elysian	380,894	302,521	78,373	51,356	65.5%	0	0	30,697	39.2%	15,768	20.1%	7,335	9.4%	7,594	9.7%
American Legion Post 315	Lake Bronson	296,501	245,554	50,947	33,671	66.1%	0	0	27,112	53.2%	11,820	23.2%	10,945	21.5%	4,347	8.5%
American Legion Post 317	Emmons	103,023	78,942	24,081	9,844	40.9%	0	0	16,076	66.8%	6,017	25.0%	7,395	30.7%	2,664	11.1%
American Legion Post 318	Fulda	173,414	137,435	35,979	21,342	59.3%	-1,589	100	13,800	38.4%	8,141	22.6%	0	0.0%	5,659	15.7%
American Legion Post 320	Hopkins	2,879,277	2,519,317	359,960	136,744	38.0%	0	0	221,169	61.4%	10,343	2.9%	45,766	12.7%	165,060	45.9%
American Legion Post 322	Currie	189,083	156,602	32,481	17,605	54.2%	0	200	19,824	61.0%	14,091	43.4%	2,363	7.3%	3,370	10.4%
American Legion Post 323	Clearwater	1,267,970	994,356	273,614	130,201	47.6%	0	0	131,752	48.2%	32,464	11.9%	46,980	17.2%	52,308	19.1%
American Legion Post 328	St. Joseph	525,663	444,323	81,341	61,171	75.2%	0	0	31,191	38.3%	10,090	12.4%	10,172	12.5%	10,929	13.4%
American Legion Post 33	St. James	438,621	324,090	114,531	62,136	54.3%	0	0	60,777	53.1%	29,168	25.5%	20,891	18.2%	10,718	9.4%
American Legion Post 330	Hayfield	213,327	166,408	46,919	23,980	51.1%	0	0	22,487	47.9%	7,097	15.1%	10,416	22.2%	4,974	10.6%
American Legion Post 331	Oslo	76,109	60,827	15,282	9,606	62.9%	0	1,016	3,634	23.8%	1,455	9.5%	0	0.0%	2,179	14.3%
American Legion Post 333	Kasson	853,461	713,302	140,159	77,550	55.3%	0	0	72,821	52.0%	39,412	28.1%	9,232	6.6%	24,177	17.2%
American Legion Post 334	Coon Rapids	1,467,193	1,181,994	285,199	157,820	55.3%	0	0	127,619	44.7%	4,635	1.6%	62,587	21.9%	60,397	21.2%
American Legion Post 343	Norwood Young Am	329,452	265,866	63,586	35,264	55.5%	0	0	28,592	45.0%	22,083	34.7%	0	0.0%	6,509	10.2%
American Legion Post 353	Argyle	194,701	160,222	34,479	14,877	43.1%	0	0	20,216	58.6%	3,853	11.2%	11,867	34.4%	4,496	13.0%
American Legion Post 357	Ashby	1,340,392	1,153,752	186,640	90,620	48.6%	0	0	97,428	52.2%	21,626	11.6%	18,270	9.8%	57,532	30.8%
American Legion Post 359	Milan	106,783	88,328	18,455	10,870	58.9%	0	0	6,113	33.1%	3,720	20.2%	0	0.0%	2,393	13.0%
American Legion Post 36	Fairmont	677,626	565,628	111,998	59,775	53.4%	0	0	45,463	40.6%	28,433	25.4%	0	0.0%	17,030	15.2%
American Legion Post 361 Sturgeon	Willow River	589,609	487,668	101,941	50,326	49.4%	0	0	58,920	57.8%	43,669	42.8%	2,490	2.4%	12,761	12.5%
American Legion Post 368	Backus	844,920	691,972	152,948	94,428	61.7%	0	5,835	63,968	41.8%	29,328	19.2%	10,230	6.7%	24,410	16.0%
American Legion Post 37	St. Peter	643,559	498,280	145,279	94,997	65.4%	0	0	49,147	33.8%	18,085	12.4%	18,382	12.7%	12,679	8.7%
American Legion Post 372	Blackduck	980,829	781,287	199,542	122,296	61.3%	0	0	64,510	32.3%	22,755	11.4%	12,591	6.3%	29,164	14.6%
American Legion Post 38	Redwood Falls	136,392	110,658	25,734	10,769	41.8%	0	0	13,841	53.8%	4,789	18.6%	6,069	23.6%	2,983	11.6%
American Legion Post 381	Eden Valley	640,309	517,479	122,830	70,126	57.1%	0	0	56,478	46.0%	23,339	19.0%	6,450	5.3%	26,688	21.7%
American Legion Post 39	North St. Paul	1,930,802	1,576,576	354,226	167,408	47.3%	0	0	213,637	60.3%	59,264	16.7%	59,360	16.8%	95,014	26.8%
American Legion Post 390	Stephen	187,765	152,941	34,824	21,388	61.4%	-2,478	0	15,478	44.4%	8,850	25.4%	2,088	6.0%	4,540	13.0%
American Legion Post 391	Storden	174,383	144,063	30,320	21,035	69.4%	0	0	9,391	31.0%	6,397	21.1%	0	0.0%	2,994	9.9%
American Legion Post 398	Mound	676,925	543,903	133,022	83,964	63.1%	0	250	60,534	45.5%	17,868	13.4%	23,816	17.9%	18,850	14.2%
American Legion Post 40	Lanesboro	334,035	284,209	49,826	30,529	61.3%	-3,048	0	21,362	42.9%	3,770	7.6%	10,780	21.6%	6,812	13.7%

Organization	City	Gross Receipts	Prizes	Net Receipts	ALLOWABLE EXPENSES			Capital Asset Improvements	LAWFUL PURPOSE EXPENDITURES							
					TOTAL	%	Reimb		TOTAL	%	Charitable	%	Other	%	Tax/Fee	%
American Legion Post 400	Canton	167,462	128,522	38,940	22,654	58.2%	0	0	13,818	35.5%	10,525	27.0%	0	0.0%	3,293	8.5%
American Legion Post 404	Alden	136,636	111,128	25,508	13,334	52.3%	0	0	9,991	39.2%	1,318	5.2%	6,039	23.7%	2,634	10.3%
American Legion Post 408	Green Isle	302,770	235,475	67,295	31,233	46.4%	0	0	35,824	53.2%	29,552	43.9%	0	0.0%	6,272	9.3%
American Legion Post 41	Lamberton	111,979	91,421	20,558	11,016	53.6%	0	0	7,018	34.1%	800	3.9%	3,028	14.7%	3,190	15.5%
American Legion Post 423	Houston	228,079	183,634	44,443	19,876	44.7%	0	0	23,138	52.1%	7,870	17.7%	9,639	21.7%	5,629	12.7%
American Legion Post 424	Inver Grove Heights	997,970	799,454	198,516	138,553	69.8%	0	0	66,425	33.5%	33,800	17.0%	0	0.0%	32,625	16.4%
American Legion Post 428	Waite Park	2,388,370	1,934,703	453,668	174,188	38.4%	0	0	277,906	61.3%	54,957	12.1%	84,676	18.7%	138,273	30.5%
American Legion Post 428 Aux	Waite Park	480,436	392,046	88,390	56,474	63.9%	0	0	47,056	53.2%	35,805	40.5%	0	0.0%	11,251	12.7%
American Legion Post 43	Faribault	658,055	529,990	128,065	71,702	56.0%	0	17,445	62,876	49.1%	32,834	25.6%	13,462	10.5%	16,580	12.9%
American Legion Post 431	Twin Valley	330,817	289,212	41,605	27,116	65.2%	0	0	28,678	68.9%	21,036	50.6%	1,561	3.8%	6,081	14.6%
American Legion Post 433	Gaylord	193,054	154,645	38,409	26,236	68.3%	0	2,580	12,520	32.6%	2,273	5.9%	5,322	13.9%	4,926	12.8%
American Legion Post 435	Richfield	2,543,375	2,065,669	477,706	215,430	45.1%	0	0	258,375	54.1%	17,779	3.7%	91,778	19.2%	148,818	31.2%
American Legion Post 435 Aux	Richfield	48,172	24,000	24,171	8,543	35.3%	0	0	12,025	49.7%	9,934	41.1%	0	0.0%	2,091	8.6%
American Legion Post 443	Ironton	923,764	761,166	162,598	94,968	58.4%	0	0	69,898	43.0%	33,348	20.5%	13,976	8.6%	22,574	13.9%
American Legion Post 444	Middle River	592,702	497,165	95,537	61,310	64.2%	0	4,000	34,358	36.0%	8,311	8.7%	13,276	13.9%	12,771	13.4%
American Legion Post 445	Karlstad	280,963	237,107	43,856	29,239	66.7%	0	0	22,711	51.8%	13,687	31.2%	4,048	9.2%	4,977	11.3%
American Legion Post 452	Keewatin	532,803	462,812	69,991	46,387	66.3%	0	0	21,916	31.3%	4,545	6.5%	5,244	7.5%	12,127	17.3%
American Legion Post 454	Kiester	225,282	183,280	42,002	21,582	51.4%	0	0	22,019	52.4%	5,915	14.1%	11,748	28.0%	4,356	10.4%
American Legion Post 455	Cold Spring	414,840	359,359	55,481	36,574	65.9%	0	0	19,357	34.9%	10,630	19.2%	0	0.0%	8,727	15.7%
American Legion Post 456	Sebeka	426,920	345,569	81,351	50,604	62.2%	0	0	30,330	37.3%	12,582	15.5%	7,500	9.2%	10,248	12.6%
American Legion Post 46	Little Falls	611,435	492,983	118,451	51,383	43.4%	0	0	60,010	50.7%	27,373	23.1%	18,263	15.4%	14,374	12.1%
American Legion Post 460	Russell	43,621	32,862	10,760	8,051	74.8%	0	0	5,043	46.9%	4,727	43.9%	0	0.0%	316	2.9%
American Legion Post 464	Brewster	83,056	65,924	17,132	11,730	68.5%	0	0	8,940	52.2%	7,151	41.7%	0	0.0%	1,789	10.4%
American Legion Post 47	Hastings	484,181	373,000	111,181	46,725	42.0%	0	0	40,829	36.7%	4,421	4.0%	26,000	23.4%	10,407	9.4%
American Legion Post 473	Rice	317,791	259,336	58,455	34,605	59.2%	0	0	26,818	45.9%	14,695	25.1%	5,177	8.9%	6,946	11.9%
American Legion Post 474	St. Paul	145,957	103,257	42,700	38,881	91.1%	0	0	6,052	14.2%	1,560	3.7%	705	1.7%	3,787	8.9%
American Legion Post 475	St. Clair	63,012	48,003	15,009	3,062	20.4%	0	0	15,350	102.3%	7,541	50.2%	6,118	40.8%	1,691	11.3%
American Legion Post 478	Hardwick	232,118	191,458	40,660	30,800	75.7%	0	0	18,233	44.8%	8,603	21.2%	4,473	11.0%	5,157	12.7%
American Legion Post 48	Stillwater	765,830	598,612	167,218	92,910	55.6%	0	2,228	80,674	48.2%	38,030	22.7%	25,743	15.4%	16,900	10.1%
American Legion Post 480	Orr	72,630	51,296	21,334	5,185	24.3%	0	0	11,166	52.3%	5,342	25.0%	3,561	16.7%	2,263	10.6%
American Legion Post 482	Albany	36,475	25,935	10,540	6,383	60.6%	0	813	3,505	33.3%	1,981	18.8%	0	0.0%	1,524	14.5%
American Legion Post 485	Clara City	100,456	85,247	15,209	11,570	76.1%	0	600	14,136	92.9%	11,620	76.4%	16	0.1%	2,500	16.4%
American Legion Post 49	Pequot Lakes	528,913	411,036	117,878	47,482	40.3%	0	10,384	69,589	59.0%	44,943	38.1%	13,092	11.1%	11,554	9.8%
American Legion Post 49 Aux	Pequot Lakes	559,847	459,337	100,509	67,637	67.3%	0	0	39,366	39.2%	28,913	28.8%	101	0.1%	10,352	10.3%
American Legion Post 491	Bayport	1,712,195	1,363,378	348,818	245,387	70.3%	-1,035	0	128,134	36.7%	23,756	6.8%	24,971	7.2%	79,407	22.8%
American Legion Post 5	Worthington	285,406	228,829	56,578	24,601	43.5%	0	0	30,794	54.4%	5,617	9.9%	17,049	30.1%	8,128	14.4%
American Legion Post 50	Wabasha	554,111	426,807	127,304	85,346	67.0%	0	0	43,930	34.5%	20,896	16.4%	12,191	9.6%	10,843	8.5%
American Legion Post 500	Crosslake	355,771	277,861	77,911	48,170	61.8%	0	0	44,515	57.1%	21,992	28.2%	14,844	19.1%	7,680	9.9%
American Legion Post 505	Gary	123,765	102,762	21,003	11,569	55.1%	0	0	8,877	42.3%	2,921	13.9%	3,313	15.8%	2,643	12.6%
American Legion Post 507	Willernie	811,504	652,013	159,491	95,388	59.8%	0	0	73,272	45.9%	53,194	33.4%	0	0.0%	20,078	12.6%
American Legion Post 51	Pine City	515,910	401,865	114,045	69,124	60.6%	0	0	47,931	42.0%	1,687	1.5%	34,726	30.4%	11,518	10.1%

Organization	City	Gross Receipts	Prizes	Net Receipts	ALLOWABLE EXPENSES			Capital Asset Improvements	LAWFUL PURPOSE EXPENDITURES							
					TOTAL	%	Reimb		TOTAL	%	Charitable	%	Other	%	Tax/Fee	%
American Legion Post 513	New Brighton	1,879,699	1,544,490	335,209	161,557	48.2%	0	2,618	179,864	53.7%	15,708	4.7%	64,194	19.2%	99,962	29.8%
American Legion Post 523	Golden Valley	1,845,587	1,531,728	313,859	148,251	47.2%	0	0	155,520	49.6%	8,017	2.6%	58,415	18.6%	89,089	28.4%
American Legion Post 526	Peterson	206,626	170,826	35,800	19,031	53.2%	0	1,000	15,903	44.4%	5,071	14.2%	5,930	16.6%	4,902	13.7%
American Legion Post 537	New London	1,582,069	1,299,746	282,322	160,498	56.8%	0	0	120,093	42.5%	24,111	8.5%	26,669	9.4%	69,313	24.6%
American Legion Post 54	Red Wing	383,505	318,282	65,223	30,053	46.1%	0	0	37,800	58.0%	15,291	23.4%	13,448	20.6%	9,060	13.9%
American Legion Post 542	Roseville	1,545,410	1,254,728	290,682	141,597	48.7%	0	5,712	149,364	51.4%	34,188	11.8%	38,869	13.4%	76,307	26.3%
American Legion Post 545	Spicer	1,481,008	1,233,333	247,675	110,009	44.4%	0	0	133,152	53.8%	25,114	10.1%	39,356	15.9%	68,682	27.7%
American Legion Post 550	Bloomington	221,977	174,476	47,501	22,786	48.0%	0	0	22,262	46.9%	7,713	16.2%	14,187	29.9%	362	0.8%
American Legion Post 551	Eyota	226,750	176,814	49,936	36,833	73.8%	-5,640	0	27,144	54.4%	15,061	30.2%	7,098	14.2%	4,985	10.0%
American Legion Post 552	Wells	192,490	155,056	37,434	21,253	56.8%	0	0	14,773	39.5%	7,437	19.9%	2,744	7.3%	4,592	12.3%
American Legion Post 553	Welcome	282,855	223,610	59,245	28,473	48.1%	0	0	26,230	44.3%	14,804	25.0%	5,220	8.8%	6,206	10.5%
American Legion Post 556	Wood Lake	60,254	46,865	13,389	8,953	66.9%	0	0	3,483	26.0%	1,905	14.2%	0	0.0%	1,578	11.8%
American Legion Post 56	Albert Lea	497,593	393,513	104,080	57,870	55.6%	0	6,008	34,395	33.0%	788	0.8%	22,538	21.7%	11,070	10.6%
American Legion Post 560	Zimmerman	933,399	784,336	149,063	93,273	62.6%	0	0	62,188	41.7%	16,638	11.2%	17,085	11.5%	28,465	19.1%
American Legion Post 561	Lewisville	319,967	259,992	59,975	34,351	57.3%	0	0	17,453	29.1%	5,425	9.0%	5,585	9.3%	6,443	10.7%
American Legion Post 567	St. Michael	2,727,223	2,347,978	379,245	175,150	46.2%	0	-9,273	229,154	60.4%	62,627	16.5%	10,415	2.7%	156,112	41.2%
American Legion Post 57	Chaska	641,191	502,910	138,281	68,622	49.6%	0	0	70,331	50.9%	35,733	25.8%	19,181	13.9%	15,417	11.1%
American Legion Post 573	Elgin	461,077	384,526	76,551	44,120	57.6%	0	0	38,743	50.6%	7,353	9.6%	22,398	29.3%	8,992	11.7%
American Legion Post 577	St. Paul	360,496	283,430	77,066	68,453	88.8%	-30,566	0	36,494	47.4%	8,506	11.0%	14,305	18.6%	13,683	17.8%
American Legion Post 579	Millville	214,210	166,867	47,343	27,120	57.3%	0	0	22,213	46.9%	11,600	24.5%	6,280	13.3%	4,333	9.2%
American Legion Post 580	Chanhassen	3,903,840	3,318,666	585,174	251,800	43.0%	0	0	346,632	59.2%	18,808	3.2%	81,513	13.9%	246,311	42.1%
American Legion Post 586	Lonsdale	115,622	88,541	27,081	18,884	69.7%	0	0	8,947	33.0%	4,087	15.1%	575	2.1%	4,285	15.8%
American Legion Post 59	Montevideo	949,914	786,523	163,391	89,021	54.5%	0	1,500	76,114	46.6%	33,404	20.4%	13,823	8.5%	28,887	17.7%
American Legion Post 595	La Crescent	2,593,331	2,109,829	483,502	241,118	49.9%	0	2,987	247,279	51.1%	49,677	10.3%	60,301	12.5%	137,301	28.4%
American Legion Post 596	Erskine	518,913	425,597	93,316	51,930	55.7%	0	0	44,036	47.2%	32,311	34.6%	1,936	2.1%	9,790	10.5%
American Legion Post 6	Pipestone	453,221	365,345	87,876	45,133	51.4%	-804	0	35,973	40.9%	13,723	15.6%	10,017	11.4%	12,233	13.9%
American Legion Post 60	Grand Rapids	614,809	514,710	100,099	72,228	72.2%	0	0	46,364	46.3%	18,384	18.4%	12,930	12.9%	15,050	15.0%
American Legion Post 600	Champlin	3,417,009	2,899,984	517,025	238,873	46.2%	0	0	286,943	55.5%	7,650	1.5%	92,784	17.9%	186,510	36.1%
American Legion Post 602	Hillman	330,121	267,502	62,619	38,654	61.7%	0	3,875	26,695	42.6%	8,840	14.1%	10,762	17.2%	7,093	11.3%
American Legion Post 608	Okabena	186,212	153,949	32,263	23,679	73.4%	-1,206	0	11,362	35.2%	4,430	13.7%	3,507	10.9%	3,425	10.6%
American Legion Post 613	Pine River	432,891	308,501	124,387	80,835	65.0%	-1,123	3,600	45,175	36.3%	10,890	8.8%	23,411	18.8%	10,874	8.7%
American Legion Post 617	Eagle Lake	233,794	174,816	58,978	23,299	39.5%	0	0	44,370	75.2%	11,623	19.7%	26,760	45.4%	5,987	10.2%
American Legion Post 620	Hugo	1,376,396	1,135,374	241,022	137,734	57.1%	0	21,918	79,379	32.9%	4,799	2.0%	19,383	8.0%	55,197	22.9%
American Legion Post 621	St. Cloud	322,489	253,519	68,970	33,188	48.1%	0	312	37,991	55.1%	7,836	11.4%	21,555	31.3%	8,600	12.5%
American Legion Post 622	St. Francis	1,646,329	1,389,672	256,657	136,115	53.0%	0	0	132,027	51.4%	22,774	8.9%	35,782	13.9%	73,471	28.6%
American Legion Post 623	Plummer	311,038	258,383	52,655	28,117	53.4%	0	0	25,160	47.8%	5,431	10.3%	11,332	21.5%	8,397	15.9%
American Legion Post 627	Nisswa	1,359,905	1,074,553	285,352	167,619	58.7%	0	0	115,024	40.3%	35,015	12.3%	26,418	9.3%	53,590	18.8%
American Legion Post 630	Brooklyn Center	2,758,420	2,357,523	400,897	123,572	30.8%	0	0	296,560	74.0%	98,672	24.6%	37,990	9.5%	159,898	39.9%
American Legion Post 641	Plato	488,507	392,295	96,212	47,193	49.1%	0	0	40,792	42.4%	29,999	31.2%	600	0.6%	10,193	10.6%
American Legion Post 642	Bowlus	56,987	45,839	11,148	8,512	76.4%	0	0	8,298	74.4%	7,518	67.4%	0	0.0%	780	7.0%
American Legion Post 643	Savage	915,257	734,324	180,933	109,199	60.4%	0	0	69,695	38.5%	1,130	0.6%	38,453	21.3%	30,112	16.6%

Organization	City	Gross Receipts	Prizes	Net Receipts	ALLOWABLE EXPENSES			Capital Asset Improvements	LAWFUL PURPOSE EXPENDITURES							
					TOTAL	%	Reimb		TOTAL	%	Charitable	%	Other	%	Tax/Fee	%
American Legion Post 65	Rosemount	924,890	715,454	209,436	131,596	62.8%	0	35,000	46,997	22.4%	5,554	2.7%	17,757	8.5%	23,686	11.3%
American Legion Post 67	Sauk Centre	287,893	219,884	68,009	45,584	67.0%	0	0	31,447	46.2%	20,717	30.5%	4,134	6.1%	6,596	9.7%
American Legion Post 69	Granite Falls	251,917	212,016	39,901	23,172	58.1%	0	0	15,976	40.0%	8,207	20.6%	1,723	4.3%	6,046	15.2%
American Legion Post 71	Duluth	748,004	609,970	138,034	110,604	80.1%	0	0	33,541	24.3%	8,846	6.4%	6,860	5.0%	17,835	12.9%
American Legion Post 75	New Richland	194,739	148,498	46,241	27,821	60.2%	0	0	23,829	51.5%	2,415	5.2%	16,858	36.5%	4,556	9.9%
American Legion Post 76	St. Cloud	466,102	369,703	96,399	59,649	61.9%	0	0	38,611	40.1%	7,636	7.9%	20,137	20.9%	10,838	11.2%
American Legion Post 77	Owatonna	1,780,194	1,470,907	309,287	176,257	57.0%	0	0	138,584	44.8%	35,557	11.5%	11,577	3.7%	91,449	29.6%
American Legion Post 80	Wheaton	103,812	79,257	24,555	11,385	46.4%	0	0	11,000	44.8%	7,690	31.3%	1,000	4.1%	2,310	9.4%
American Legion Post 82	Winnebago	693,913	570,776	123,138	65,937	53.5%	0	0	42,205	34.3%	19,723	16.0%	129	0.1%	22,353	18.2%
American Legion Post 84	Northfield	261,319	209,984	51,335	18,537	36.1%	0	0	32,820	63.9%	16,877	32.9%	10,823	21.1%	5,120	10.0%
American Legion Post 85	North Branch	964,698	818,101	146,598	78,591	53.6%	0	0	70,814	48.3%	17,583	12.0%	16,729	11.4%	36,503	24.9%
American Legion Post 86	Aitkin	855,338	715,063	140,275	75,023	53.5%	0	0	60,749	43.3%	23,558	16.8%	15,967	11.4%	21,224	15.1%
American Legion Post 88	Greenbush	542,198	434,577	107,621	57,384	53.3%	0	0	44,524	41.4%	21,514	20.0%	9,709	9.0%	13,301	12.4%
American Legion Post 89	Blue Earth	723,144	597,419	125,725	62,719	49.9%	0	0	60,788	48.3%	31,975	25.4%	11,500	9.1%	17,313	13.8%
American Legion Post 9	Winona	594,440	462,116	132,324	91,763	69.3%	0	0	59,723	45.1%	27,497	20.8%	16,688	12.6%	15,539	11.7%
American Legion Post 91	Austin	527,008	422,690	104,318	68,360	65.5%	0	0	39,442	37.8%	17,798	17.1%	9,258	8.9%	12,386	11.9%
American Legion Post 92	Rochester	2,465,514	2,005,130	460,384	127,774	27.8%	0	0	272,934	59.3%	74,799	16.2%	56,206	12.2%	141,929	30.8%
American Legion Post 96	Hutchinson	1,011,861	790,982	220,879	117,161	53.0%	-15	14,008	99,636	45.1%	17,819	8.1%	49,157	22.3%	32,660	14.8%
American Legion Post 98	St. Paul Park	1,852,070	1,584,703	267,367	129,810	48.6%	0	0	151,447	56.6%	40,559	15.2%	13,052	4.9%	97,836	36.6%
American Legion Post 99	Minneapolis	49,464	37,647	11,817	3,704	31.3%	0	0	6,499	55.0%	1,110	9.4%	2,834	24.0%	2,555	21.6%
Amvets Post 1 Mendota	Mendota	120,886	92,336	28,550	14,637	51.3%	-2,930	0	13,044	45.7%	8,603	30.1%	790	2.8%	3,651	12.8%
Amvets Post 12 Hibbing	Hibbing	1,267,280	1,037,110	230,170	134,442	58.4%	0	0	101,037	43.9%	12,038	5.2%	34,358	14.9%	54,641	23.7%
Andover Huskies Youth Hockey As	Andover	2,699,687	2,274,528	425,159	145,412	34.2%	0	0	253,910	59.7%	101,554	23.9%	0	0.0%	152,356	35.8%
Andover Lions Club	Andover	814,538	658,554	155,984	118,746	76.1%	0	0	34,312	22.0%	13,578	8.7%	0	0.0%	20,734	13.3%
Annandale Firefighters Relief Asso	Annandale	867,849	757,450	110,399	76,194	69.0%	0	0	54,866	49.7%	31,250	28.3%	0	0.0%	23,616	21.4%
Annandale Lions Club	Annandale	3,198,420	2,713,274	485,146	257,684	53.1%	0	0	215,786	44.5%	36,543	7.5%	0	0.0%	179,243	36.9%
Anoka Area Hockey Assoc	Anoka	3,319,590	2,822,752	496,839	271,301	54.6%	0	70,000	193,272	38.9%	3,698	0.7%	0	0.0%	189,574	38.2%
Anoka Ice Arena Assoc	Anoka	3,293,692	2,761,215	532,476	230,575	43.3%	0	120,000	197,665	37.1%	0	0.0%	0	0.0%	197,665	37.1%
Apple Valley Hockey Association	Apple Valley	5,288,337	4,380,916	907,421	382,794	42.2%	0	0	526,317	58.0%	199,000	21.9%	0	0.0%	327,317	36.1%
Arlington Baseball Assoc	Arlington	216,329	174,304	42,025	27,074	64.4%	0	0	11,862	28.2%	6,896	16.4%	0	0.0%	4,966	11.8%
Armstrong Youth Hockey Assoc	New Hope	2,504,262	2,057,944	446,318	237,905	53.3%	0	0	210,559	47.2%	76,196	17.1%	0	0.0%	134,363	30.1%
Askov Lions Club	Askov	71,686	60,032	11,654	8,558	73.4%	0	0	2,570	22.1%	1,500	12.9%	0	0.0%	1,070	9.2%
Audubon Vol Fire Dept	Audubon	590,324	477,908	112,415	82,370	73.3%	0	0	26,552	23.6%	15,051	13.4%	0	0.0%	11,501	10.2%
Austin Area Commission for the Ar	Austin	546,872	424,757	122,115	68,535	56.1%	0	0	50,539	41.4%	39,431	32.3%	0	0.0%	11,108	9.1%
Avon Lions Club	Avon	589,146	488,724	100,422	61,340	61.1%	0	0	40,892	40.7%	27,949	27.8%	0	0.0%	12,943	12.9%
Babbitt Lions Club	Babbitt	456,082	369,647	86,435	57,458	66.5%	0	0	30,396	35.2%	21,305	24.6%	0	0.0%	9,091	10.5%
Babe Ruth League	Brooklyn Park	6,265,015	4,868,205	1,396,810	957,943	68.6%	-23,387	0	343,561	24.6%	38,675	2.8%	0	0.0%	304,886	21.8%
Badger Jaycees	Badger	632,842	525,402	107,440	77,664	72.3%	0	0	31,700	29.5%	18,175	16.9%	0	0.0%	13,525	12.6%
Barnesville Booster Club	Barnesville	715,880	597,131	118,749	45,428	38.3%	-968	0	60,591	51.0%	42,964	36.2%	0	0.0%	17,627	14.8%
Barrett Fire Dept Relief Assoc	Elbow Lake	435,054	380,575	54,479	39,056	71.7%	0	0	14,448	26.5%	7,301	13.4%	0	0.0%	7,147	13.1%
Baseball Association 191	Burnsville	3,014,920	2,434,385	580,535	391,794	67.5%	0	0	206,708	35.6%	37,261	6.4%	0	0.0%	169,447	29.2%

Organization	City	Gross Receipts	Prizes	Net Receipts	ALLOWABLE EXPENSES			Capital Asset Improvements	LAWFUL PURPOSE EXPENDITURES							
					TOTAL	%	Reimb		TOTAL	%	Charitable	%	Other	%	Tax/Fee	%
Baudette Arena Assoc	Baudette	810,617	647,021	163,596	75,455	46.1%	0	0	93,716	57.3%	71,900	43.9%	0	0.0%	21,816	13.3%
Baudette Fire Dept Relief Assoc	Baudette	654,570	552,582	101,988	62,447	61.2%	0	0	36,204	35.5%	15,000	14.7%	0	0.0%	21,204	20.8%
Baxter Lions Club	Baxter	963,491	760,233	203,258	107,393	52.8%	-24	0	114,094	56.1%	83,342	41.0%	0	0.0%	30,752	15.1%
Baxter Snowmobile Club Inc.	Baxter	334,056	264,879	69,177	37,135	53.7%	0	0	34,591	50.0%	13,764	19.9%	0	0.0%	20,827	30.1%
B-Dale Club	Roseville	123,755	91,136	32,619	23,056	70.7%	0	0	11,532	35.4%	3,725	11.4%	4,045	12.4%	3,762	11.5%
Becker Youth Sports Assoc	Becker	658,700	502,914	155,786	93,767	60.2%	0	0	47,655	30.6%	28,677	18.4%	0	0.0%	18,978	12.2%
Becker-Big Lake Ice Assoc	Big Lake	138,374	102,084	36,291	22,536	62.1%	0	0	3,171	8.7%	650	1.8%	0	0.0%	2,521	6.9%
Belgrade Lions Club	Belgrade	429,891	352,852	77,039	32,891	42.7%	0	300	46,190	60.0%	37,505	48.7%	0	0.0%	8,685	11.3%
Belle Plaine Chamber of Commerce	Belle Plaine	1,132,484	949,970	182,514	93,097	51.0%	0	0	91,693	50.2%	49,800	27.3%	0	0.0%	41,893	23.0%
Bellingham Fireman's Relief Assoc	Bellingham	85,439	72,925	12,514	9,208	73.6%	0	0	4,968	39.7%	2,594	20.7%	0	0.0%	2,374	19.0%
Belview Firemen Relief Assoc	Belview	155,871	125,038	30,833	21,439	69.5%	0	0	12,983	42.1%	9,000	29.2%	0	0.0%	3,983	12.9%
Bemidji Baseball	Bemidji	625,616	524,317	101,299	61,532	60.7%	0	0	52,336	51.7%	39,176	38.7%	0	0.0%	13,160	13.0%
Bemidji Youth Hockey Assoc	Bemidji	523,148	370,237	152,911	49,687	32.5%	0	0	109,685	71.7%	89,526	58.5%	0	0.0%	20,159	13.2%
Benson Hockey Assoc	Benson	1,486,160	1,177,329	308,831	97,889	31.7%	0	0	190,389	61.6%	122,806	39.8%	0	0.0%	67,584	21.9%
Bethlehem Academy	Faribault	585,499	446,977	138,522	91,357	66.0%	0	200	43,918	31.7%	31,240	22.6%	0	0.0%	12,678	9.2%
Big Falls Lions Club	Big Falls	328,352	274,613	53,738	31,791	59.2%	0	0	26,336	49.0%	20,350	37.9%	0	0.0%	5,986	11.1%
Big Lake Sno Cruisers	Zimmerman	972,492	800,679	171,812	112,075	65.2%	0	0	38,230	22.3%	11,550	6.7%	0	0.0%	26,680	15.5%
Big Swan Lake Improvement Assoc	Grey Eagle	582,764	482,290	100,474	46,993	46.8%	0	0	50,642	50.4%	37,741	37.6%	0	0.0%	12,901	12.8%
Bird Island Lions	Bird Island	356,044	284,972	71,072	38,226	53.8%	0	0	34,651	48.8%	26,872	37.8%	0	0.0%	7,779	10.9%
Biwabik Area Civic Assoc	Biwabik	585,815	490,831	94,984	88,015	92.7%	0	0	28,318	29.8%	15,200	16.0%	0	0.0%	13,118	13.8%
Blackduck Fire Relief Assoc	Blackduck	277,760	230,454	47,306	26,398	55.8%	-80	0	24,058	50.9%	18,465	39.0%	0	0.0%	5,593	11.8%
Blaine Jaycees	Blaine	2,102,992	1,680,937	422,055	276,641	65.5%	0	0	144,107	34.1%	35,917	8.5%	0	0.0%	108,190	25.6%
Blaine Lions Club	Blaine	1,082,759	832,467	250,292	146,055	58.4%	0	0	102,371	40.9%	65,373	26.1%	0	0.0%	36,998	14.8%
Blaine Youth Hockey Dist 11	Blaine	6,991,700	5,809,983	1,181,717	390,653	33.1%	0	0	783,348	66.3%	313,790	26.6%	0	0.0%	469,558	39.7%
Blooming Prairie Vol Fire Dept Relief Assoc	Blooming Prairie	105,935	82,080	23,855	13,410	56.2%	0	0	5,241	22.0%	2,902	12.2%	0	0.0%	2,339	9.8%
Bloomington Lions Club	Bloomington	1,722,107	1,407,806	314,301	150,995	48.0%	0	0	163,893	52.1%	81,566	26.0%	0	0.0%	82,327	26.2%
Bluffton Baseball Assoc	Bluffton	418,142	352,144	65,999	32,345	49.0%	0	0	35,303	53.5%	27,050	41.0%	0	0.0%	8,253	12.5%
Bolder Options	Minneapolis	1,131,621	881,652	249,969	164,013	65.6%	-33,026	0	145,866	58.4%	98,532	39.4%	0	0.0%	47,334	18.9%
Borup Community Club	Borup	366,021	304,841	61,180	35,449	57.9%	0	0	33,646	55.0%	25,750	42.1%	0	0.0%	7,896	12.9%
Bowlus Firemens Relief Assoc	Bowlus	654,649	540,117	114,532	57,205	49.9%	0	0	57,070	49.8%	42,270	36.9%	0	0.0%	14,800	12.9%
Boxers Workout Gym	St. Cloud	1,356,613	1,116,269	240,344	164,445	68.4%	-7,348	0	88,099	36.7%	58,737	24.4%	0	0.0%	29,362	12.2%
Boyd Firemens Relief Assoc	Boyd	168,524	139,315	29,209	18,954	64.9%	0	0	16,973	58.1%	13,051	44.7%	0	0.0%	3,922	13.4%
Brainerd Amateur Hockey Assoc	Brainerd	683,497	502,348	181,150	77,753	42.9%	0	0	101,361	56.0%	76,721	42.4%	0	0.0%	24,640	13.6%
Brainerd Lions Club	Brainerd	1,688,564	1,471,153	217,411	114,455	52.6%	0	0	105,377	48.5%	23,451	10.8%	0	0.0%	81,926	37.7%
Brainerd Snodeos	Brainerd	384,676	321,565	63,111	30,522	48.4%	0	6,551	27,237	43.2%	20,297	32.2%	0	0.0%	6,941	11.0%
Brainerd Sports Boosters	Brainerd	1,545,347	1,333,761	211,586	120,357	56.9%	0	1,588	84,701	40.0%	13,062	6.2%	0	0.0%	71,639	33.9%
Brandon Fire Dept Relief Assoc	Brandon	1,909,351	1,636,593	272,758	88,675	32.5%	0	0	192,120	70.4%	94,298	34.6%	0	0.0%	97,822	35.9%
Breckenridge Fire Relief Assoc	Breckenridge	421,616	358,554	63,062	38,529	61.1%	0	0	25,140	39.9%	9,730	15.4%	0	0.0%	15,410	24.4%
Breckenridge Hockey Youth Assoc	Breckenridge	124,171	94,151	30,020	12,822	42.7%	0	0	17,350	57.8%	15,602	52.0%	0	0.0%	1,748	5.8%
Brooklyn Center Lions Club	Brooklyn Center	676,767	564,105	112,662	65,723	58.3%	0	0	36,824	32.7%	21,274	18.9%	0	0.0%	15,550	13.8%
Brooklyn Park Youth Hockey Assoc	Brooklyn Park	2,529,806	2,112,713	417,090	184,355	44.2%	0	0	222,877	53.4%	80,000	19.2%	0	0.0%	142,877	34.3%

Organization	City	Gross Receipts	Prizes	Net Receipts	ALLOWABLE EXPENSES			Capital Asset Improvements	LAWFUL PURPOSE EXPENDITURES							
					TOTAL	%	Reimb		TOTAL	%	Charitable	%	Other	%	Tax/Fee	%
Brooten Commercial Club	Brooten	606,742	489,479	117,263	67,478	57.5%	0	0	52,209	44.5%	39,444	33.6%	0	0.0%	12,765	10.9%
Browerville Lions Club	Browerville	463,356	379,721	83,635	57,092	68.3%	0	0	24,789	29.6%	15,559	18.6%	0	0.0%	9,230	11.0%
Brownsdale Firemens Relief Assoc	Brownsdale	108,224	80,913	27,312	11,279	41.3%	0	0	26,486	97.0%	24,450	89.5%	0	0.0%	2,036	7.5%
Brownnton Lions Club	Brownnton	370,940	296,406	74,534	38,812	52.1%	0	0	34,658	46.5%	27,187	36.5%	0	0.0%	7,471	10.0%
Buckman Trailblazers Snowmobile	Buckman	272,156	219,202	52,954	37,949	71.7%	0	0	12,305	23.2%	6,625	12.5%	0	0.0%	5,680	10.7%
Buffalo Lake Lions Club	Buffalo Lake	334,090	276,658	57,432	32,264	56.2%	0	0	26,387	45.9%	19,087	33.2%	0	0.0%	7,300	12.7%
Buffalo Lions Club	Buffalo	883,904	738,704	145,200	97,821	67.4%	0	0	48,492	33.4%	23,467	16.2%	0	0.0%	25,026	17.2%
Buffalo Youth Hockey Association	Buffalo	1,989,748	1,705,032	284,716	142,346	50.0%	0	0	151,540	53.2%	50,000	17.6%	0	0.0%	101,540	35.7%
Buhl Fire Relief Assoc	Buhl	177,146	146,287	30,859	21,224	68.8%	0	0	4,667	15.1%	600	1.9%	667	2.2%	3,400	11.0%
Burnsville Hockey Club	Burnsville	1,191,801	909,876	281,925	185,149	65.7%	0	0	108,265	38.4%	60,000	21.3%	0	0.0%	48,265	17.1%
Burnsville Lions Club	Burnsville	7,335,274	6,215,295	1,119,979	503,110	44.9%	0	0	628,679	56.1%	157,047	14.0%	0	0.0%	471,631	42.1%
Caledonia Sno-Gophers Snowmob	Brownsville	532,505	430,291	102,214	60,275	59.0%	0	66,779	16,015	15.7%	4,567	4.5%	0	0.0%	11,448	11.2%
Caledonia Volunteer Fire Dept Reli	Caledonia	113,129	89,225	23,904	12,950	54.2%	0	0	17,028	71.2%	14,000	58.6%	0	0.0%	3,028	12.7%
Cambridge Isanti Hockey Associati	Isanti	485,203	372,912	112,291	77,024	68.6%	0	0	39,945	35.6%	31,100	27.7%	0	0.0%	8,845	7.9%
Campbell Vol Fire Dept	Campbell	300,943	241,277	59,666	31,963	53.6%	0	0	30,053	50.4%	23,074	38.7%	0	0.0%	6,979	11.7%
Canadian Days Little Canada	Little Canada	571,315	457,266	114,049	70,742	62.0%	0	0	48,438	42.5%	35,732	31.3%	0	0.0%	12,706	11.1%
Canby Fire Dept Relief Assoc	Canby	212,488	130,242	82,246	14,365	17.5%	0	0	68,884	83.8%	62,150	75.6%	0	0.0%	6,734	8.2%
Cannon Falls Fire Dept Relief Assc	Cannon Falls	976,055	809,694	166,361	97,453	58.6%	0	0	69,730	41.9%	35,508	21.3%	0	0.0%	34,222	20.6%
Carlos Firemen Relief Assoc	Carlos	1,174,417	1,043,028	131,389	82,724	63.0%	0	0	42,589	32.4%	950	0.7%	0	0.0%	41,639	31.7%
Carlos Lions Club	Carlos	509,164	440,478	68,686	37,499	54.6%	0	419	21,091	30.7%	8,786	12.8%	0	0.0%	12,305	17.9%
Carlton Firemens Relief Assoc	Carlton	974,840	860,533	114,307	65,973	57.7%	-8,507	0	38,352	33.6%	3,417	3.0%	0	0.0%	34,934	30.6%
Carver Lions Club	Carver	704,555	576,111	128,444	60,347	47.0%	0	0	67,040	52.2%	50,433	39.3%	0	0.0%	16,607	12.9%
Cathedral High School	St. Cloud	1,374,341	1,025,208	349,133	281,267	80.6%	0	0	106,438	30.5%	75,000	21.5%	0	0.0%	31,438	9.0%
Catholic Eldercare Community Fou	Minneapolis	1,903,102	1,537,664	365,438	201,967	55.3%	0	0	156,035	42.7%	47,000	12.9%	0	0.0%	109,035	29.8%
Catholic Parents St. Paul Club	St. Paul	1,006,472	834,958	171,514	111,179	64.8%	0	0	90,438	52.7%	53,659	31.3%	0	0.0%	36,779	21.4%
CC Riders Snowmobile Club	Canyon	1,455,938	1,217,806	238,132	165,979	69.7%	0	0	93,449	39.2%	14,285	6.0%	0	0.0%	79,164	33.2%
Centennial Fire Relief Assoc	Lino Lakes	667,015	559,986	107,029	101,390	94.7%	0	0	18,495	17.3%	2,106	2.0%	0	0.0%	16,389	15.3%
Centennial Youth Hockey Assoc	Circle Pines	4,195,848	3,487,840	708,007	348,615	49.2%	0	0	349,736	49.4%	103,541	14.6%	0	0.0%	246,195	34.8%
Center City Fire Relief Assoc	Center City	460,451	383,973	76,478	55,420	72.5%	0	0	23,307	30.5%	13,842	18.1%	0	0.0%	9,465	12.4%
Central Minn Sexual Assault Ctr	St. Cloud	2,255,771	1,849,892	405,879	212,789	52.4%	0	0	182,657	45.0%	65,000	16.0%	0	0.0%	117,657	29.0%
Central Minn Task Force For Batten	St. Cloud	1,298,167	957,405	340,763	280,409	82.3%	0	0	126,016	37.0%	96,045	28.2%	0	0.0%	29,971	8.8%
Central Square Inc	Glenwood	143,193	114,352	28,841	20,765	72.0%	-3,970	1,300	4,280	14.8%	1,375	4.8%	0	0.0%	2,905	10.1%
Chamber of Commerce Byron Area	Byron	334,643	270,713	63,930	43,000	67.3%	-80	0	29,293	45.8%	22,434	35.1%	0	0.0%	6,859	10.7%
Chamber of Commerce Ham Lake	Ham Lake	3,059,148	2,510,423	548,725	321,729	58.6%	0	0	230,226	42.0%	50,950	9.3%	0	0.0%	179,276	32.7%
Champlin Dayton Athletic Associati	Champlin	3,910,710	3,287,632	623,078	201,705	32.4%	0	0	441,840	70.9%	202,803	32.5%	0	0.0%	239,037	38.4%
Champlin Park Youth Hockey Assc	Champlin	2,862,002	2,453,218	408,786	182,124	44.6%	0	0	186,964	45.7%	35,500	8.7%	0	0.0%	151,464	37.1%
Chaska Lions Club	Chaska	1,165,360	878,492	286,868	155,112	54.1%	0	0	138,458	48.3%	92,837	32.4%	0	0.0%	45,621	15.9%
Chatfield Athletic Club	Chatfield	456,499	371,175	85,324	34,955	41.0%	0	0	66,657	78.1%	57,061	66.9%	0	0.0%	9,596	11.2%
Chatfield Firefighters Activities Ass	Chatfield	511,180	414,961	96,219	49,672	51.6%	0	0	41,443	43.1%	31,073	32.3%	0	0.0%	10,370	10.8%
Chicagami	Eveleth	1,124,701	943,668	181,033	132,546	73.2%	0	0	52,377	28.9%	8,050	4.4%	0	0.0%	44,327	24.5%
Chisago City Fire Relief Assoc	Chisago City	1,594,436	1,330,641	263,795	152,696	57.9%	0	0	98,796	37.5%	24,653	9.3%	0	0.0%	74,143	28.1%

Organization	City	Gross Receipts	Prizes	Net Receipts	ALLOWABLE EXPENSES			Capital Asset Improvements	LAWFUL PURPOSE EXPENDITURES							
					TOTAL	%	Reimb		TOTAL	%	Charitable	%	Other	%	Tax/Fee	%
Chisago Lakes Area Recreation As	Lindstrom	226,103	167,720	58,384	47,003	80.5%	-5,786	0	12,980	22.2%	5,577	9.6%	0	0.0%	7,403	12.7%
Chops Inc	Minneapolis	2,075,298	1,653,425	421,873	213,743	50.7%	0	0	196,181	46.5%	80,482	19.1%	0	0.0%	115,699	27.4%
Church of Crucifixion	La Crescent	378,966	301,110	77,857	36,038	46.3%	0	0	41,586	53.4%	34,894	44.8%	0	0.0%	6,692	8.6%
Church of Holy Trinity	Winsted	668,229	537,150	131,079	36,585	27.9%	0	0	101,830	77.7%	79,662	60.8%	0	0.0%	22,168	16.9%
Church of Incarnation	Minneapolis	4,113,709	3,327,732	785,977	496,513	63.2%	-90,384	0	358,299	45.6%	118,490	15.1%	0	0.0%	239,809	30.5%
Church of Ss Peter & Paul	Richmond	74,440	53,265	21,175	4,352	20.6%	0	0	20,750	98.0%	18,700	88.3%	0	0.0%	2,050	9.7%
Church of St Jerome	Maplewood	1,142,545	922,272	220,273	137,577	62.5%	0	0	78,409	35.6%	32,067	14.6%	0	0.0%	46,342	21.0%
Church of St Stanislaus	Winona	233,294	156,735	76,560	18,294	23.9%	0	0	58,233	76.1%	51,200	66.9%	0	0.0%	7,033	9.2%
Church of St. Bernard	St. Paul	1,929,030	1,601,284	327,746	219,323	66.9%	0	0	122,030	37.2%	28,803	8.8%	0	0.0%	93,227	28.4%
Church of St. John Nepomuk Lastr	Lastrup	372,826	310,929	61,897	33,394	54.0%	0	0	29,752	48.1%	22,800	36.8%	0	0.0%	6,952	11.2%
Church Of St. Joseph	Waite Park	706,419	539,682	166,737	108,627	65.1%	0	0	43,921	26.3%	27,695	16.6%	0	0.0%	16,226	9.7%
Church of St. Lawrence	Foley	521,864	427,454	94,410	44,202	46.8%	0	0	52,119	55.2%	38,918	41.2%	0	0.0%	13,201	14.0%
Church of St. Maron	Minneapolis	3,830,834	3,209,370	621,464	290,663	46.8%	0	0	343,557	55.3%	106,523	17.1%	0	0.0%	237,034	38.1%
Church of St. Mary Romanian Orth	St. Paul	1,820,590	1,421,273	399,317	311,675	78.1%	0	0	107,258	26.9%	73,518	18.4%	0	0.0%	33,740	8.4%
Church of St. Peter	St. Peter	249,973	209,825	40,148	20,722	51.6%	0	0	20,205	50.3%	15,658	39.0%	0	0.0%	4,547	11.3%
Church of St. Philip	Litchfield	690,864	553,221	137,643	57,055	41.5%	0	0	84,604	61.5%	66,900	48.6%	0	0.0%	17,704	12.9%
Church of St. Thomas Aquinas	International Falls	86,498	50,334	36,164	1,002	2.8%	0	0	28,626	79.2%	25,588	70.8%	0	0.0%	3,038	8.4%
Circle of Serbian Sisters of St. Vas	Chisholm	255,718	201,963	53,755	24,613	45.8%	0	0	32,442	60.4%	27,200	50.6%	0	0.0%	5,242	9.8%
Clara City Lions Club	Clara City	130,504	105,409	25,095	11,703	46.6%	0	0	13,115	52.3%	10,481	41.8%	0	0.0%	2,634	10.5%
Claremont Area Chamber of Comm	Claremont	301,944	239,953	61,991	39,935	64.4%	0	0	25,269	40.8%	16,900	27.3%	0	0.0%	8,369	13.5%
Clarissa Lions Club	Clarissa	530,255	454,329	75,926	48,492	63.9%	0	0	28,993	38.2%	18,498	24.4%	0	0.0%	10,495	13.8%
Clarkfield Lions Club	Clarkfield	137,017	107,650	29,367	14,509	49.4%	0	0	9,329	31.8%	6,370	21.7%	0	0.0%	2,959	10.1%
Clear Lake Lions Club	Clear Lake	1,452,266	1,201,715	250,551	114,832	45.8%	0	0	117,700	47.0%	50,855	20.3%	742	0.3%	66,103	26.4%
Clearbrook Community Club	Clearbrook	540,524	455,122	85,402	40,834	47.8%	0	0	48,432	56.7%	37,510	43.9%	0	0.0%	10,922	12.8%
Clearwater Lions Club	Clearwater	960,833	786,662	174,170	94,611	54.3%	0	0	72,422	41.6%	40,772	23.4%	0	0.0%	31,650	18.2%
Clearwater Trailblazers Snowmobil	Bagley	187,487	140,568	46,919	27,042	57.6%	0	0	20,763	44.3%	15,464	33.0%	0	0.0%	5,299	11.3%
Clements Fire Dept Relief Assoc	Clements	195,639	154,326	41,313	17,840	43.2%	0	0	23,323	56.5%	19,450	47.1%	0	0.0%	3,873	9.4%
Cleveland Firemen's Relief Associat	Cleveland	683,958	542,832	141,126	56,249	39.9%	0	0	90,714	64.3%	73,038	51.8%	0	0.0%	17,676	12.5%
Climax Community Club	Climax	680,346	594,152	86,194	48,509	56.3%	0	0	43,081	50.0%	26,222	30.4%	0	0.0%	16,859	19.6%
Climb Inc	Inver Grove Heights	8,755,206	6,994,387	1,760,819	998,083	56.7%	0	0	768,100	43.6%	193,777	11.0%	0	0.0%	574,323	32.6%
Cloquet Amateur Hockey Assoc	Cloquet	2,615,375	2,272,721	342,654	179,499	52.4%	-19,599	0	193,681	56.5%	46,000	13.4%	0	0.0%	147,681	43.1%
Cokato Firefighters Relief Assoc	Cokato	133,778	100,435	33,343	16,668	50.0%	0	0	17,832	53.5%	13,605	40.8%	0	0.0%	4,227	12.7%
Cold Spring Fire Dept Relief Assoc	Cold Spring	330,114	248,689	81,425	37,020	45.5%	0	0	44,773	55.0%	32,830	40.3%	0	0.0%	11,943	14.7%
Cold Spring Lions Club	Cold Spring	449,256	362,959	86,297	54,159	62.8%	0	0	37,948	44.0%	26,332	30.5%	0	0.0%	11,616	13.5%
Cologne Firemans Relief Assoc	Cologne	357,463	292,061	65,402	40,312	61.6%	0	0	23,546	36.0%	17,283	26.4%	0	0.0%	6,263	9.6%
Columbia Heights Athletic Boosters	Columbia Heights	990,617	776,569	214,048	173,704	81.2%	0	0	58,285	27.2%	28,785	13.4%	0	0.0%	29,500	13.8%
Columbia Moorhead Club	Moorhead	250,377	189,770	60,607	30,349	50.1%	0	0	28,425	46.9%	16,583	27.4%	6,345	10.5%	5,497	9.1%
Community Charities of Minnesota	Mankato	6,359,616	4,987,247	1,372,369	710,281	51.8%	0	0	708,064	51.6%	297,574	21.7%	0	0.0%	410,490	29.9%
Community Connection of Sauk Ce	Sauk Centre	1,023,981	862,885	161,096	77,735	48.3%	0	0	95,459	59.3%	57,738	35.8%	0	0.0%	37,721	23.4%
Confidence Learning Center	East Gull Lake	4,981,694	4,053,770	927,924	482,730	52.0%	0	0	421,588	45.4%	106,355	11.5%	0	0.0%	315,233	34.0%
Cook Firemens Relief Association	Cook	337,074	270,066	67,008	43,513	64.9%	0	0	28,214	42.1%	21,600	32.2%	0	0.0%	6,614	9.9%

Organization	City	Gross Receipts	Prizes	Net Receipts	ALLOWABLE EXPENSES			Capital Asset Improvements	LAWFUL PURPOSE EXPENDITURES							
					TOTAL	%	Reimb		TOTAL	%	Charitable	%	Other	%	Tax/Fee	%
Cook Timberwolves Snowmobile Club	Cook	625,612	506,285	119,327	63,152	52.9%	0	19,000	49,355	41.4%	26,113	21.9%	0	0.0%	23,242	19.5%
Coon Lake Community & Senior Center	Wyoming	161,750	128,262	33,488	25,144	75.1%	0	-103	12,698	37.9%	7,834	23.4%	0	0.0%	4,864	14.5%
Coon Rapids Lions Club	Coon Rapids	4,208,009	3,440,340	767,669	421,343	54.9%	0	0	335,183	43.7%	106,348	13.9%	0	0.0%	228,835	29.8%
Coon Rapids Mat Bandits Wrestling	Coon Rapids	4,733,685	3,789,482	944,203	396,297	42.0%	0	0	648,606	68.7%	384,869	40.8%	0	0.0%	263,737	27.9%
Coon Rapids National Little League	Coon Rapids	3,461,114	2,844,825	616,289	287,117	46.6%	0	0	323,544	52.5%	121,500	19.7%	0	0.0%	202,044	32.8%
Coon Rapids Youth Hockey Association	Coon Rapids	1,427,590	1,145,593	281,997	156,739	55.6%	0	0	116,710	41.4%	51,022	18.1%	0	0.0%	65,688	23.3%
Corcoran Jaycees	Corcoran	385,879	315,235	70,644	41,493	58.7%	-18,727	0	61,649	87.3%	50,657	71.7%	4,500	6.4%	6,491	9.2%
Corcoran Lions Club	Corcoran	411,473	333,585	77,888	46,997	60.3%	0	0	31,636	40.6%	23,750	30.5%	0	0.0%	7,886	10.1%
Cormorant Lakes Sportsman Club	Audubon	1,503,834	1,221,437	282,397	144,211	51.1%	0	0	103,858	36.8%	36,806	13.0%	2,931	1.0%	64,121	22.7%
Cosmos Lions Club	Cosmos	88,493	73,712	14,782	7,259	49.1%	0	0	8,380	56.7%	6,234	42.2%	0	0.0%	2,146	14.5%
Cottage Grove Athletic Association	Cottage Grove	2,991,364	2,425,515	565,848	450,570	79.6%	-71,679	0	248,339	43.9%	140,284	24.8%	0	0.0%	108,055	19.1%
Cottage Grove Lions Club	Cottage Grove	586,257	473,505	112,752	86,542	76.8%	0	0	31,872	28.3%	18,235	16.2%	0	0.0%	13,637	12.1%
Cotter High School	Winona	1,894,566	1,527,299	367,267	169,484	46.1%	0	0	195,718	53.3%	99,686	27.1%	0	0.0%	96,032	26.1%
Cottonwood Co Game & Fish Protective Association	Windom	412,242	328,241	84,001	37,749	44.9%	0	0	51,399	61.2%	41,482	49.4%	0	0.0%	9,917	11.8%
Courtland Lions Club	Courtland	155,268	120,760	34,508	22,932	66.5%	0	0	13,022	37.7%	9,734	28.2%	0	0.0%	3,288	9.5%
Courtland Recreation Association	Courtland	98,516	67,347	31,169	16,132	51.8%	0	0	17,764	57.0%	16,112	51.7%	0	0.0%	1,652	5.3%
Crookston Firefighters Association	Crookston	511,689	403,911	107,778	53,372	49.5%	0	0	39,532	36.7%	28,250	26.2%	0	0.0%	11,282	10.5%
Crosby Fire Relief Association	Crosby	1,472,913	1,287,151	185,762	94,733	51.0%	0	0	88,826	47.8%	22,300	12.0%	0	0.0%	66,526	35.8%
Crosby Ironton Aitkin Amateur Hockey Club	Crosby	1,154,956	933,786	221,169	137,110	62.0%	0	0	86,573	39.1%	43,965	19.9%	0	0.0%	42,608	19.3%
Crosby Ironton Quarterback Club	Ironton	1,079,146	938,010	141,136	79,783	56.5%	0	0	56,312	39.9%	17,772	12.6%	0	0.0%	38,540	27.3%
Crosslake Lions Club	Crosslake	769,983	620,730	149,253	75,713	50.7%	-8	0	105,105	70.4%	84,565	56.7%	0	0.0%	20,541	13.8%
Crow River Sno Pros	Hutchinson	1,051,532	870,712	180,820	68,632	38.0%	0	0	100,304	55.5%	59,046	32.7%	0	0.0%	41,258	22.8%
Crow River Trail Guards Inc	Paynesville	63,299	49,559	13,740	11,572	84.2%	0	0	5,506	40.1%	4,000	29.1%	0	0.0%	1,506	11.0%
Crow River Youth Hockey Association	Delano	716,417	588,537	127,880	75,414	59.0%	0	0	49,843	39.0%	33,771	26.4%	0	0.0%	16,072	12.6%
Crystal Lions Club	Crystal	1,192,684	1,000,316	192,368	132,811	69.0%	0	0	62,670	32.6%	12,151	6.3%	0	0.0%	50,519	26.3%
Cura Center	St. Cloud	1,263,823	919,210	344,613	274,007	79.5%	0	0	143,610	41.7%	114,974	33.4%	0	0.0%	28,636	8.3%
Curl Mesabi Inc	Eveleth	392,786	333,313	59,473	49,699	83.6%	-1,467	0	11,713	19.7%	3,007	5.1%	0	0.0%	8,706	14.6%
Currie Town and Country Boosters	Currie	314,878	255,017	59,861	40,977	68.5%	0	-50	26,137	43.7%	20,449	34.2%	0	0.0%	5,689	9.5%
Cuyuna Fire Mens Relief Association	Deerwood	1,822,937	1,592,872	230,065	116,932	50.8%	0	0	109,626	47.7%	20,850	9.1%	0	0.0%	88,776	38.6%
Cyrus Fire Dept Relief Association	Cyrus	145,126	113,561	31,565	17,327	54.9%	-1,650	0	9,022	28.6%	5,800	18.4%	0	0.0%	3,222	10.2%
Czech & Slovak Sokol Minnesota	St. Paul	899,991	730,123	169,868	121,264	71.4%	0	0	47,939	28.2%	17,927	10.6%	0	0.0%	30,012	17.7%
Danube Lions Club	Danube	120,050	99,196	20,854	12,301	59.0%	0	0	8,127	39.0%	5,933	28.5%	0	0.0%	2,194	10.5%
Darfur Sportsmens Club	Darfur	479,239	396,336	82,903	33,406	40.3%	0	0	33,206	40.1%	21,814	26.3%	0	0.0%	11,392	13.7%
DAV Chapt 1	Minneapolis	644,695	522,533	122,162	77,111	63.1%	0	0	54,468	44.6%	41,099	33.6%	0	0.0%	13,369	10.9%
Dawson Fire Dept Relief Association	Dawson	305,773	233,184	72,590	34,084	47.0%	0	0	39,945	55.0%	33,920	46.7%	0	0.0%	6,025	8.3%
Dayton Lions Club	Osseo	1,100,843	890,296	210,547	141,824	67.4%	0	0	66,661	31.7%	30,996	14.7%	0	0.0%	35,665	16.9%
De La Salle High School	Minneapolis	1,189,145	1,015,776	173,369	108,250	62.4%	0	0	52,191	30.1%	0	0.0%	0	0.0%	52,191	30.1%
Dead Broke Saddle Club	Hugo	2,494,864	2,031,774	463,090	264,352	57.1%	0	0	193,772	41.8%	58,606	12.7%	0	0.0%	135,166	29.2%
Deer Creek Lions Club	Wadena	318,338	252,748	65,590	32,817	50.0%	0	0	31,496	48.0%	25,432	38.8%	0	0.0%	6,064	9.2%
Deerwood Fire Relief Association	Deerwood	397,489	322,519	74,970	62,426	83.3%	0	0	4,749	6.3%	1,562	2.1%	0	0.0%	3,186	4.3%
Defeat of Jesse James Days Comm	Northfield	278,400	223,089	55,311	31,917	57.7%	0	0	12,170	22.0%	8,700	15.7%	0	0.0%	3,470	6.3%

Organization	City	Gross Receipts	Prizes	Net Receipts	ALLOWABLE EXPENSES			Capital Asset Improvements	LAWFUL PURPOSE EXPENDITURES							
					TOTAL	%	Reimb		TOTAL	%	Charitable	%	Other	%	Tax/Fee	%
Dennison Lions Club	Dennison	267,742	214,652	53,090	40,261	75.8%	0	0	18,238	34.4%	12,606	23.7%	0	0.0%	5,632	10.6%
Dent Firefighters Relief Assoc	Dent	1,282,844	1,078,991	203,853	94,015	46.1%	0	0	105,842	51.9%	51,000	25.0%	0	0.0%	54,842	26.9%
Dent Lions Club	Dent	491,387	399,425	91,962	57,503	62.5%	0	0	34,477	37.5%	26,431	28.7%	0	0.0%	8,047	8.8%
Dexter Firefighters Relief Assoc	Dexter	482,447	387,709	94,738	50,856	53.7%	0	0	30,155	31.8%	19,480	20.6%	0	0.0%	10,675	11.3%
Diamond Jubilee Gonvick	Gonvick	305,680	237,034	68,646	38,634	56.3%	0	0	13,411	19.5%	8,079	11.8%	0	0.0%	5,332	7.8%
Dilworth Lions Club	Dilworth	323,766	260,113	63,653	30,068	47.2%	0	0	34,656	54.4%	27,881	43.8%	0	0.0%	6,775	10.6%
Divine Mercy Catholic School	Faribault	662,336	542,330	120,006	50,719	42.3%	0	0	69,155	57.6%	55,767	46.5%	0	0.0%	13,388	11.2%
Douglas Area Trail Assoc	Alexandria	862,769	687,619	175,150	98,504	56.2%	0	0	72,654	41.5%	48,044	27.4%	0	0.0%	24,610	14.1%
Dover Fire Relief Association	Dover	2,127,502	1,703,186	424,316	247,413	58.3%	0	0	180,372	42.5%	62,300	14.7%	0	0.0%	118,072	27.8%
Dr. J. E. Le Clerc Council Knights of	Le Sueur	1,319,812	1,119,503	200,309	95,931	47.9%	0	0	101,228	50.5%	45,747	22.8%	0	0.0%	55,481	27.7%
Drum and Bugle Corps St Peter G	St. Peter	1,033,250	833,178	200,072	119,022	59.5%	0	0	92,483	46.2%	45,804	22.9%	0	0.0%	46,678	23.3%
Duluth Amateur Youth Basketball A	Duluth	351,226	295,523	55,703	42,892	77.0%	-26,721	0	17,358	31.2%	9,458	17.0%	0	0.0%	7,900	14.2%
Duluth Curling Club	Duluth	2,116,900	1,837,001	279,899	151,619	54.2%	0	0	125,253	44.7%	5,291	1.9%	0	0.0%	119,962	42.9%
Duluth Softball Players Association	Duluth	2,423,361	2,011,429	411,932	212,024	51.5%	0	0	201,795	49.0%	59,090	14.3%	0	0.0%	142,705	34.6%
Dundas Baseball Assoc	Dundas	250,304	195,417	54,887	36,205	66.0%	0	0	16,517	30.1%	11,326	20.6%	0	0.0%	5,191	9.5%
Eagan Athletic Assoc	Eagan	686,146	558,732	127,414	86,594	68.0%	-6,560	0	45,355	35.6%	30,000	23.5%	0	0.0%	15,355	12.1%
Eagan Hockey Assoc	Eagan	1,947,202	1,569,017	378,186	165,569	43.8%	0	0	212,887	56.3%	114,069	30.2%	0	0.0%	98,818	26.1%
Eagan Lions Club	Eagan	1,191,527	964,594	226,933	123,504	54.4%	0	0	120,343	53.0%	73,975	32.6%	0	0.0%	46,368	20.4%
Eagle Bend Fire Dept Relief Assoc	Eagle Bend	273,296	205,658	67,637	33,294	49.2%	0	0	26,973	39.9%	20,130	29.8%	600	0.9%	6,243	9.2%
Eagle Bend Lions Club	Eagle Bend	253,106	211,151	41,955	21,014	50.1%	0	0	13,707	32.7%	8,548	20.4%	0	0.0%	5,159	12.3%
Eagle Lake Fire Relief Assoc	Eagle Lake	418,059	349,310	68,749	37,906	55.1%	0	0	41,642	60.6%	32,500	47.3%	0	0.0%	9,142	13.3%
Eagles Aerie 1243	Winona	1,420,491	1,120,563	299,928	164,807	54.9%	0	0	135,090	45.0%	45,442	15.2%	23,215	7.7%	66,433	22.1%
Eagles Aerie 1460	Faribault	980,503	753,799	226,704	144,022	63.5%	0	0	84,653	37.3%	18,814	8.3%	39,839	17.6%	26,000	11.5%
Eagles Aerie 1791	Owatonna	1,210,390	969,470	240,921	126,646	52.6%	0	45,353	63,910	26.5%	399	0.2%	23,717	9.8%	39,794	16.5%
Eagles Aerie 2228	Rochester	913,095	738,157	174,938	87,891	50.2%	0	600	94,897	54.2%	26,957	15.4%	41,043	23.5%	26,897	15.4%
Eagles Aerie 2242	Northfield	644,768	536,018	108,750	73,821	67.9%	0	0	60,144	55.3%	22,943	21.1%	23,265	21.4%	13,935	12.8%
Eagles Aerie 2258	Albert Lea	990,120	789,898	200,222	136,500	68.2%	0	100	64,410	32.2%	14,531	7.3%	20,837	10.4%	29,042	14.5%
Eagles Aerie 2334	Willmar	676,300	548,136	128,164	101,543	79.2%	0	0	44,063	34.4%	19,300	15.1%	10,424	8.1%	14,339	11.2%
Eagles Aerie 2339	Fergus Falls	1,948,387	1,648,158	300,230	140,980	47.0%	0	0	169,809	56.6%	38,095	12.7%	33,905	11.3%	97,809	32.6%
Eagles Aerie 2342 Past Presidents	Detroit Lakes	950,602	819,495	131,107	99,486	75.9%	0	0	25,481	19.4%	4,700	3.6%	0	0.0%	20,781	15.9%
Eagles Aerie 2368	Thief River Falls	950,097	765,672	184,425	102,080	55.4%	0	21,544	71,894	39.0%	30,868	16.7%	16,477	8.9%	24,549	13.3%
Eagles Aerie 2469	Grand Rapids	2,361,305	1,936,854	424,451	195,084	46.0%	-588	19,620	215,979	50.9%	61,364	14.5%	34,816	8.2%	119,800	28.2%
Eagles Aerie 2617	Hallock	94,559	74,217	20,341	11,813	58.1%	0	0	8,034	39.5%	1,975	9.7%	3,184	15.7%	2,875	14.1%
Eagles Aerie 2663	Rush City	139,953	112,570	27,383	19,036	69.5%	0	0	11,312	41.3%	1,400	5.1%	6,298	23.0%	3,614	13.2%
Eagles Aerie 269	Mankato	1,841,079	1,478,151	362,928	221,489	61.0%	0	8,758	194,452	53.6%	57,850	15.9%	41,409	11.4%	95,192	26.2%
Eagles Aerie 287	Brainerd	905,877	744,862	161,015	90,327	56.1%	0	0	68,772	42.7%	34,973	21.7%	9,549	5.9%	24,250	15.1%
Eagles Aerie 3063	Alexandria	2,865,540	2,427,694	437,846	237,622	54.3%	0	5,250	213,969	48.9%	30,478	7.0%	31,900	7.3%	151,591	34.6%
Eagles Aerie 3208	Bloomington	1,138,051	933,720	204,331	107,133	52.4%	0	0	86,341	42.3%	19,570	9.6%	26,509	13.0%	40,262	19.7%
Eagles Aerie 3264	Elk River	714,240	600,182	114,058	69,680	61.1%	0	500	58,643	51.4%	40,370	35.4%	0	0.0%	18,273	16.0%
Eagles Aerie 3282	Worthington	169,305	124,993	44,312	17,498	39.5%	0	808	25,516	57.6%	5,909	13.3%	11,102	25.1%	8,505	19.2%
Eagles Aerie 3394	Fairmont	52,939	42,828	10,111	10,066	99.5%	0	0	4,101	40.6%	275	2.7%	2,419	23.9%	1,407	13.9%

Organization	City	Gross Receipts	Prizes	Net Receipts	ALLOWABLE EXPENSES			Capital Asset Improvements	LAWFUL PURPOSE EXPENDITURES							
					TOTAL	%	Reimb		TOTAL	%	Charitable	%	Other	%	Tax/Fee	%
Eagles Aerie 3403	Luverne	283,330	229,071	54,259	37,935	69.9%	0	0	21,766	40.1%	9,225	17.0%	3,581	6.6%	8,960	16.5%
Eagles Aerie 3405	Marshall	121,040	87,449	33,591	18,114	53.9%	0	0	14,332	42.7%	8,000	23.8%	3,135	9.3%	3,197	9.5%
Eagles Aerie 3420	St. James	594,933	496,818	98,115	59,387	60.5%	0	0	44,349	45.2%	18,935	19.3%	9,944	10.1%	15,470	15.8%
Eagles Aerie 3424	Litchfield	347,053	286,209	60,844	35,474	58.3%	0	12,000	18,083	29.7%	10,480	17.2%	0	0.0%	7,603	12.5%
Eagles Aerie 3486	Karlstad	96,609	82,327	14,282	10,333	72.3%	0	0	8,280	58.0%	5,016	35.1%	1,652	11.6%	1,612	11.3%
Eagles Aerie 350	East Grand Forks	1,593,510	1,303,680	289,830	180,700	62.3%	0	76,056	75,879	26.2%	4,145	1.4%	0	0.0%	71,734	24.8%
Eagles Aerie 3718	New Brighton	1,421,054	1,213,838	207,216	101,828	49.1%	0	0	104,236	50.3%	14,253	6.9%	28,280	13.6%	61,703	29.8%
Eagles Aerie 3753	Waseca	391,352	307,153	84,199	48,211	57.3%	-1,659	0	46,275	55.0%	15,100	17.9%	23,080	27.4%	8,095	9.6%
Eagles Aerie 3882	Roseau	601,208	475,355	125,853	68,904	54.7%	0	0	62,510	49.7%	20,254	16.1%	23,456	18.6%	18,800	14.9%
Eagles Aerie 3918	Tracy	85,178	68,057	17,121	9,414	55.0%	0	0	6,253	36.5%	2,565	15.0%	1,523	8.9%	2,165	12.6%
Eagles Aerie 4031	Farmington	1,138,423	925,390	213,033	89,816	42.2%	0	0	106,295	49.9%	31,880	15.0%	35,297	16.6%	39,118	18.4%
Eagles Aerie 4120	Shakopee	679,642	545,127	134,515	67,293	50.0%	0	0	55,464	41.2%	30,150	22.4%	7,348	5.5%	17,966	13.4%
Eagles Aerie 620	Morris	483,134	406,950	76,184	47,251	62.0%	0	2,226	23,885	31.4%	11,179	14.7%	3,625	4.8%	9,081	11.9%
Eagles Aerie 622	St. Cloud	1,136,908	893,095	243,813	151,607	62.2%	0	578	103,323	42.4%	30,177	12.4%	33,742	13.8%	39,404	16.2%
Eagles Aerie 703	Austin	855,672	680,186	175,486	90,977	51.8%	0	53,167	54,281	30.9%	8,179	4.7%	18,611	10.6%	27,491	15.7%
Eagles Aerie 870	Park Rapids	2,319,943	2,059,961	259,982	154,337	59.4%	0	0	133,558	51.4%	6,102	2.3%	11,115	4.3%	116,341	44.7%
Eagles Aerie 873	Crookston	844,564	710,764	133,801	88,222	65.9%	0	4,000	31,988	23.9%	822	0.6%	10,027	7.5%	21,139	15.8%
Eagles Aerie 94	Stillwater	2,606,675	2,240,653	366,023	200,147	54.7%	0	0	184,434	50.4%	30,906	8.4%	0	0.0%	153,528	41.9%
East Grand Forks Blue Line Club	East Grand Forks	183,797	130,511	53,286	20,843	39.1%	0	0	31,840	59.8%	27,525	51.7%	0	0.0%	4,315	8.1%
East Hubbard Co Fire Dist	Akeley	495,380	417,175	78,205	47,517	60.8%	0	0	29,179	37.3%	20,477	26.2%	0	0.0%	8,702	11.1%
East Metro Junior Hockey Assoc d	White Bear Lake	781,514	623,742	157,772	116,592	73.9%	0	0	52,120	33.0%	22,128	14.0%	0	0.0%	29,992	19.0%
Eastern Morrison County 4 Wheel	Pierz	646,645	507,905	138,740	84,937	61.2%	0	0	40,907	29.5%	26,884	19.4%	0	0.0%	14,023	10.1%
Eden Valley Lions Club	Eden Valley	661,939	513,470	148,469	71,225	48.0%	0	0	65,019	43.8%	50,192	33.8%	0	0.0%	14,827	10.0%
Edinburgh USA Pro Am Foundatio	Brooklyn Park	4,309,216	3,672,859	636,357	393,636	61.9%	0	0	297,106	46.7%	37,700	5.9%	0	0.0%	259,406	40.8%
Edison Booster Club	Maple Grove	534,122	424,450	109,672	93,856	85.6%	0	0	22,545	20.6%	8,079	7.4%	0	0.0%	14,466	13.2%
Edison Community Sports Foundat	Minneapolis	1,027,947	809,413	218,534	153,237	70.1%	-31,167	0	109,602	50.2%	69,500	31.8%	0	0.0%	40,102	18.4%
Eitzen Fire & Rescue Association I	Eitzen	85,913	65,215	20,698	7,558	36.5%	0	0	21,687	104.8%	20,000	96.6%	0	0.0%	1,687	8.1%
Elba Snowbirds	Plainview	763,877	622,187	141,690	73,957	52.2%	0	31,000	22,789	16.1%	2,867	2.0%	0	0.0%	19,922	14.1%
Elbow Lake Firemens Relief Assoc	Elbow Lake	1,025,209	855,418	169,791	96,145	56.6%	0	0	80,592	47.5%	42,100	24.8%	0	0.0%	38,492	22.7%
Elizabeth Fire Dept Relief Assoc	Elizabeth	206,379	175,455	30,924	19,176	62.0%	0	0	15,753	50.9%	11,397	36.9%	0	0.0%	4,356	14.1%
Elk Lake Easy Riders	Zimmerman	571,293	464,581	106,712	84,474	79.2%	0	0	21,601	20.2%	10,825	10.1%	0	0.0%	10,776	10.1%
Elk River Lions Club	Elk River	4,046,074	3,445,304	600,771	296,210	49.3%	0	1,200	284,299	47.3%	53,171	8.9%	0	0.0%	231,128	38.5%
Elk River Youth Hockey Assoc	Elk River	1,126,370	928,339	198,031	122,253	61.7%	0	0	85,422	43.1%	45,000	22.7%	0	0.0%	40,422	20.4%
Elko Baseball Club	Elko New Market	727,459	570,294	157,165	80,472	51.2%	0	8,452	51,711	32.9%	32,627	20.8%	0	0.0%	19,084	12.1%
Elks Lodge 1003	Virginia	994,108	802,364	191,744	119,583	62.4%	0	0	83,985	43.8%	38,008	19.8%	15,983	8.3%	29,994	15.6%
Elks Lodge 1091	Rochester	440,146	365,372	74,774	38,712	51.8%	0	0	13,590	18.2%	4,836	6.5%	0	0.0%	8,754	11.7%
Elks Lodge 1161	Eveleth	253,294	210,596	42,698	33,861	79.3%	0	0	22,107	51.8%	15,048	35.2%	1,092	2.6%	5,967	14.0%
Elks Lodge 1166	Faribault	457,110	355,482	101,628	70,411	69.3%	0	600	50,840	50.0%	40,480	39.8%	0	0.0%	10,360	10.2%
Elks Lodge 1308	Thief River Falls	199,530	162,228	37,303	26,393	70.8%	0	0	18,168	48.7%	6,494	17.4%	7,506	20.1%	4,168	11.2%
Elks Lodge 133	Duluth	394,008	325,103	68,906	54,628	79.3%	0	0	16,010	23.2%	4,577	6.6%	261	0.4%	11,172	16.2%
Elks Lodge 1395	Owatonna	704,875	563,819	141,056	90,141	63.9%	0	0	56,674	40.2%	23,182	16.4%	15,551	11.0%	17,942	12.7%

Organization	City	Gross Receipts	Prizes	Net Receipts	ALLOWABLE EXPENSES			Capital Asset Improvements	LAWFUL PURPOSE EXPENDITURES							
					TOTAL	%	Reimb		TOTAL	%	Charitable	%	Other	%	Tax/Fee	%
Elks Lodge 1685	Alexandria	1,170,602	944,298	226,304	148,462	65.6%	-3,060	1,637	86,840	38.4%	31,776	14.0%	17,233	7.6%	37,831	16.7%
Elks Lodge 179	Stillwater	528,280	425,226	103,054	63,395	61.5%	0	0	39,421	38.3%	27,898	27.1%	0	0.0%	11,523	11.2%
Elks Lodge 2221	Hopkins	239,522	195,243	44,279	36,801	83.1%	0	0	13,159	29.7%	1,839	4.2%	6,500	14.7%	4,820	10.9%
Elks Lodge 2287	Worthington	230,328	186,775	43,553	21,651	49.7%	0	0	25,963	59.6%	18,158	41.7%	2,078	4.8%	5,727	13.2%
Elks Lodge 2386	Wadena	562,844	468,805	94,039	56,535	60.1%	0	0	35,501	37.8%	16,196	17.2%	6,104	6.5%	13,201	14.0%
Elks Lodge 2427	Hutchinson	325,461	252,733	72,728	46,680	64.2%	0	2,520	17,323	23.8%	8,043	11.1%	2,562	3.5%	6,718	9.2%
Elks Lodge 327	Goodview	433,050	335,438	97,612	34,868	35.7%	0	0	60,641	62.1%	26,204	26.8%	23,138	23.7%	11,299	11.6%
Elks Lodge 414	Austin	1,373,470	1,057,553	315,917	198,484	62.8%	0	23,400	122,375	38.7%	30,368	9.6%	15,732	5.0%	76,275	24.1%
Elks Lodge 44	Brooklyn Park	373,340	301,178	72,162	42,489	58.9%	0	0	23,294	32.3%	13,912	19.3%	120	0.2%	9,262	12.8%
Elks Lodge 615	Brainerd	124,268	97,704	26,565	8,770	33.0%	0	0	10,178	38.3%	7,225	27.2%	0	0.0%	2,953	11.1%
Elks Lodge 813	Albert Lea	758,315	623,560	134,755	80,359	59.6%	-4,605	2,946	71,583	53.1%	11,831	8.8%	48,008	35.6%	11,744	8.7%
Elks Lodge 845	Red Wing	632,243	538,451	93,792	41,411	44.2%	0	0	41,247	44.0%	23,715	25.3%	3,411	3.6%	14,121	15.1%
Elks Lodge 952	Willmar	260,178	227,376	32,802	20,235	61.7%	0	2,864	16,971	51.7%	11,442	34.9%	0	0.0%	5,530	16.9%
Elks Quarterback Club	Elk River	758,787	618,739	140,048	98,300	70.2%	-5,018	0	35,281	25.2%	16,000	11.4%	0	0.0%	19,281	13.8%
Ellendale Fire Dept Relief Assoc	Ellendale	475,504	390,824	84,680	31,400	37.1%	0	0	52,372	61.8%	43,147	51.0%	0	0.0%	9,225	10.9%
Elrosa Baseball Club	Elrosa	251,714	208,500	43,214	23,114	53.5%	0	0	28,342	65.6%	23,499	54.4%	0	0.0%	4,843	11.2%
Elrosa Commercial Club	Elrosa	237,509	194,599	42,910	21,954	51.2%	0	0	20,978	48.9%	16,442	38.3%	0	0.0%	4,536	10.6%
Ely Blue Line Club	Ely	399,748	346,040	53,708	34,900	65.0%	-2,405	0	24,043	44.8%	15,102	28.1%	0	0.0%	8,941	16.6%
Ely Igloo Snomobile Club	Ely	211,373	162,765	48,608	23,445	48.2%	0	7,790	15,648	32.2%	9,652	19.9%	0	0.0%	5,997	12.3%
Ely Winton Rod and Gun Club	Winton	658,249	627,422	30,827	86,877	281.8%	-12,059	0	49,435	160.4%	23,634	76.7%	7,059	22.9%	18,742	60.8%
Elysian Fire Dept Relief Assoc	Elysian	318,838	247,208	71,630	37,354	52.1%	0	0	40,475	56.5%	33,622	46.9%	0	0.0%	6,852	9.6%
Emily Firemans Relief Assoc	Emily	349,347	258,677	90,670	50,750	56.0%	0	0	48,591	53.6%	42,025	46.3%	0	0.0%	6,566	7.2%
Essig Baseball Club	Essig	471,989	386,193	85,796	38,835	45.3%	0	0	60,372	70.4%	51,128	59.6%	0	0.0%	9,244	10.8%
Evansville Firemens Relief Assoc	Evansville	353,476	292,668	60,808	25,462	41.9%	0	299	30,901	50.8%	23,891	39.3%	0	0.0%	7,010	11.5%
Fairfax Baseball Assoc	Fairfax	151,249	120,792	30,457	15,144	49.7%	-302	0	19,669	64.6%	16,535	54.3%	0	0.0%	3,134	10.3%
Fairmont Fire Dept Relief Assoc	Fairmont	535,405	457,427	77,978	42,059	53.9%	0	0	29,312	37.6%	17,365	22.3%	250	0.3%	11,697	15.0%
Fairmont Youth Hockey Assoc	Fairmont	4,175,697	3,510,090	665,607	348,432	52.3%	0	0	327,700	49.2%	90,986	13.7%	0	0.0%	236,714	35.6%
Faribault Hockey Assoc	Faribault	504,194	364,402	139,792	49,572	35.5%	0	0	90,774	64.9%	79,346	56.8%	0	0.0%	11,428	8.2%
Faribault Wrestling Club	Faribault	109,355	85,293	24,062	9,867	41.0%	0	0	10,550	43.8%	6,430	26.7%	0	0.0%	4,120	17.1%
Farmers Sportsmans League of Te	Glenwood	171,981	139,501	32,480	21,374	65.8%	0	0	16,277	50.1%	11,910	36.7%	0	0.0%	4,366	13.4%
Farmington Youth Hockey Associa	Farmington	1,348,521	1,154,655	193,866	122,908	63.4%	0	0	77,640	40.0%	7,456	3.8%	0	0.0%	70,184	36.2%
Fergus Falls Hockey Assoc	Fergus Falls	363,959	274,708	89,251	68,416	76.7%	0	0	27,840	31.2%	20,000	22.4%	0	0.0%	7,840	8.8%
Fertile Firemens Relief Assoc	Fertile	804,475	699,452	105,023	55,970	53.3%	0	0	40,225	38.3%	19,391	18.5%	0	0.0%	20,834	19.8%
Festival and Heritage Found St. Pa	St. Paul	937,197	730,601	206,597	134,253	65.0%	0	0	65,008	31.5%	33,554	16.2%	0	0.0%	31,454	15.2%
Fifty Lakes Fire Relief Assoc	Fifty Lakes	665,120	544,182	120,939	49,281	40.7%	0	0	79,151	65.4%	65,451	54.1%	0	0.0%	13,700	11.3%
Finlayson Lions Club	Finlayson	339,617	276,835	62,782	33,238	52.9%	0	0	32,760	52.2%	27,137	43.2%	0	0.0%	5,623	9.0%
Floodwood Business & Community	Floodwood	262,634	212,115	50,519	29,723	58.8%	0	0	28,291	56.0%	22,762	45.1%	0	0.0%	5,529	10.9%
Flyer Athletic Boosters	Little Falls	182,561	152,987	29,575	17,497	59.2%	0	0	11,433	38.7%	8,373	28.3%	0	0.0%	3,060	10.3%
Forada Firemens Relief Associatio	Alexandria	759,704	622,644	137,060	71,255	52.0%	0	0	64,174	46.8%	43,173	31.5%	0	0.0%	21,001	15.3%
Forest Lake Athletic Assoc	Forest Lake	3,022,612	2,328,694	693,917	344,001	49.6%	0	0	379,254	54.7%	209,819	30.2%	0	0.0%	169,435	24.4%
Foreston Firemens Relief Assoc	Foreston	375,370	303,526	71,843	47,840	66.6%	0	0	23,719	33.0%	17,040	23.7%	0	0.0%	6,679	9.3%

Organization	City	Gross Receipts	Prizes	Net Receipts	ALLOWABLE EXPENSES			Capital Asset Improvements	LAWFUL PURPOSE EXPENDITURES							
					TOTAL	%	Reimb		TOTAL	%	Charitable	%	Other	%	Tax/Fee	%
Fountain Firefighters Relief Assoc	Fountain	637,648	533,818	103,830	60,552	58.3%	0	0	51,226	49.3%	36,347	35.0%	0	0.0%	14,879	14.3%
Fourtown Grygla Sportsman Club	Thief River Falls	26,648	18,703	7,945	5,211	65.6%	0	0	2,885	36.3%	2,050	25.8%	0	0.0%	835	10.5%
Fox Lake Conservation League Inc	Sherburn	388,359	317,889	70,470	31,601	44.8%	0	575	23,377	33.2%	14,973	21.2%	0	0.0%	8,404	11.9%
Foxtailers Snowmobile Club	St. Michael	128,023	99,283	28,740	14,731	51.3%	0	0	5,860	20.4%	2,987	10.4%	0	0.0%	2,874	10.0%
Franklin Fire Relief Assoc	Franklin	204,156	168,022	36,134	15,079	41.7%	0	0	20,325	56.3%	16,000	44.3%	0	0.0%	4,325	12.0%
Franklin Lions Club	Franklin	113,703	93,038	20,665	13,111	63.4%	0	0	1,670	8.1%	0	0.0%	0	0.0%	1,670	8.1%
Fraternal Order of Police Minn Lod	Inver Grove Heights	594,051	475,336	118,715	72,552	61.1%	0	0	36,793	31.0%	18,932	15.9%	0	0.0%	17,861	15.0%
Frazee Lions Club	Frazee	502,255	412,168	90,087	74,126	82.3%	0	0	32,440	36.0%	21,550	23.9%	0	0.0%	10,890	12.1%
Freeport Lions Club	Freeport	1,009,156	824,268	184,888	75,750	41.0%	0	0	95,092	51.4%	61,688	33.4%	0	0.0%	33,404	18.1%
Fridley Lions Club	Spring Lake Park	4,148,371	3,449,753	698,618	377,803	54.1%	0	0	328,931	47.1%	89,765	12.8%	0	0.0%	239,166	34.2%
Friends of Animal Adoptions	St. Paul	1,333,578	1,059,466	274,112	180,080	65.7%	0	0	91,502	33.4%	28,657	10.5%	0	0.0%	62,845	22.9%
Friends of the Belle Plaine Library	Belle Plaine	721,823	622,002	99,821	57,100	57.2%	0	0	45,691	45.8%	29,200	29.3%	0	0.0%	16,491	16.5%
Frontenac Sportsman Club	Frontenac	260,078	199,284	60,794	28,651	47.1%	0	0	24,084	39.6%	18,676	30.7%	0	0.0%	5,409	8.9%
Garfield Fire Dept Relief Assoc	Garfield	981,783	807,650	174,133	76,919	44.2%	0	0	92,484	53.1%	54,263	31.2%	0	0.0%	38,221	21.9%
Garrison Commercial Club	Garrison	745,044	609,520	135,524	73,236	54.0%	0	20,779	47,601	35.1%	25,235	18.6%	0	0.0%	22,366	16.5%
Garrison Lions Club	Garrison	479,358	372,467	106,891	74,714	69.9%	0	0	31,515	29.5%	23,846	22.3%	0	0.0%	7,669	7.2%
Garrison Vol Fire Dept Relief Assoc	Garrison	286,674	229,897	56,777	40,069	70.6%	0	0	20,394	35.9%	15,000	26.4%	0	0.0%	5,394	9.5%
Gaylord Fire Dept Relief Assoc	Gaylord	585,603	487,514	98,089	42,459	43.3%	0	0	56,354	57.5%	39,601	40.4%	5,000	5.1%	11,753	12.0%
Gaylord Game Protective League	Gaylord	429,080	349,307	79,773	37,273	46.7%	0	0	20,828	26.1%	12,800	16.0%	0	0.0%	8,028	10.1%
Gibbon Lions Club	Gibbon	344,255	282,198	62,057	31,638	51.0%	0	0	35,603	57.4%	27,838	44.9%	0	0.0%	7,765	12.5%
Gilbert Fire Dept Relief Association	Gilbert	590,980	510,619	80,361	57,767	71.9%	-6,526	0	28,773	35.8%	14,758	18.4%	0	0.0%	14,015	17.4%
Gilman Park & Recreation Assoc	Gilman	19,785	8,280	11,505	3,295	28.6%	0	0	12,467	108.4%	10,700	93.0%	0	0.0%	1,767	15.4%
Glen Avon Hockey Club	Duluth	1,015,766	856,975	158,791	104,137	65.6%	0	0	53,570	33.7%	10,573	6.7%	0	0.0%	42,997	27.1%
Glencoe Lions Club	Glencoe	662,521	533,835	128,686	70,442	54.7%	0	0	54,476	42.3%	39,389	30.6%	0	0.0%	15,087	11.7%
Glenwood Fire Dept Relief Assoc	Glenwood	1,458,376	1,184,746	273,630	173,799	63.5%	0	0	132,864	48.6%	63,303	23.1%	0	0.0%	69,561	25.4%
Gnesen Volunteer Fire Dept Relief	Duluth	1,363,367	1,157,349	206,018	137,289	66.6%	-5,792	0	70,429	34.2%	14,070	6.8%	0	0.0%	56,358	27.4%
Good Thunder Fire Dept Relief Ass	Good Thunder	362,386	299,923	62,463	34,551	55.3%	0	0	27,053	43.3%	20,828	33.3%	0	0.0%	6,225	10.0%
Goodhue Lions Club	Goodhue	317,440	260,632	56,808	24,764	43.6%	0	0	28,332	49.9%	21,697	38.2%	0	0.0%	6,635	11.7%
Goodridge Area Development	Goodridge	340,114	284,769	55,346	30,581	55.3%	0	0	19,891	35.9%	13,032	23.5%	0	0.0%	6,859	12.4%
Goodview Activity Group	Winona	2,642,419	2,160,259	482,160	220,674	45.8%	0	0	279,209	57.9%	129,678	26.9%	0	0.0%	149,531	31.0%
Goodview Winona Area Hockey As	Winona	1,819,812	1,519,977	299,835	130,735	43.6%	0	0	157,537	52.5%	68,019	22.7%	0	0.0%	89,518	29.9%
Grand Rapids Amateur Hockey Ass	Grand Rapids	1,077,570	777,915	299,655	156,256	52.1%	-24,518	0	117,954	39.4%	77,010	25.7%	0	0.0%	40,944	13.7%
Grandy Lions Club	Grandy	809,924	634,015	175,909	90,754	51.6%	-1,702	0	64,315	36.6%	39,820	22.6%	200	0.1%	24,295	13.8%
Green Isle Firemens Relief Assoc	Green Isle	162,032	124,205	37,828	23,695	62.6%	0	0	13,923	36.8%	10,550	27.9%	0	0.0%	3,373	8.9%
Greenwald Community Recreation	Greenwald	310,314	257,523	52,791	23,021	43.6%	0	0	31,151	59.0%	24,728	46.8%	0	0.0%	6,423	12.2%
Greenway Lions Club	Bovey	528,978	426,989	101,989	64,766	63.5%	0	0	42,765	41.9%	25,313	24.8%	0	0.0%	17,452	17.1%
Grey Eagle Burtrum Lions Club	Grey Eagle	918,342	733,044	185,299	75,823	40.9%	0	0	107,891	58.2%	80,152	43.3%	0	0.0%	27,739	15.0%
Grygla Gatzke Jaycees	Grygla	248,476	213,334	35,142	26,328	74.9%	0	0	7,309	20.8%	3,042	8.7%	0	0.0%	4,267	12.1%
Grygla Lions Club	Grygla	198,299	169,329	28,970	18,749	64.7%	0	0	14,472	50.0%	10,854	37.5%	0	0.0%	3,618	12.5%
Hackensack Lions Club	Hackensack	388,830	333,009	55,821	32,180	57.6%	0	0	34,983	62.7%	26,645	47.7%	0	0.0%	8,338	14.9%
Hackensack Vol Fire Dept	Hackensack	443,911	370,486	73,425	34,892	47.5%	0	0	39,614	54.0%	25,000	34.0%	0	0.0%	14,614	19.9%

Organization	City	Gross Receipts	Prizes	Net Receipts	ALLOWABLE EXPENSES			Capital Asset Improvements	LAWFUL PURPOSE EXPENDITURES							
					TOTAL	%	Reimb		TOTAL	%	Charitable	%	Other	%	Tax/Fee	%
Hadley Lions Club	Hadley	111,108	88,350	22,757	11,414	50.2%	0	500	10,013	44.0%	7,386	32.5%	0	0.0%	2,627	11.5%
Halstad Firemens Benefit Assoc	Halstad	342,418	282,574	59,844	25,238	42.2%	0	0	31,821	53.2%	25,800	43.1%	0	0.0%	6,021	10.1%
Ham Lake Lions Club	Cedar	459,112	379,330	79,782	52,807	66.2%	0	0	23,417	29.4%	12,625	15.8%	0	0.0%	10,792	13.5%
Hamburg Fire Dept Relief Assoc	Hamburg	244,258	182,428	61,830	24,879	40.2%	0	0	30,454	49.3%	25,063	40.5%	0	0.0%	5,391	8.7%
Hamel Lions Club	Hamel	916,488	729,333	187,156	121,457	64.9%	0	0	77,655	41.5%	49,416	26.4%	0	0.0%	28,239	15.1%
Hamel Vol Fire Relief Assoc	Hamel	545,334	453,601	91,733	56,267	61.3%	0	0	35,922	39.2%	24,500	26.7%	0	0.0%	11,422	12.5%
Hancock Firemen's Relief Assoc	Hancock	294,977	237,968	57,009	33,766	59.2%	0	0	16,866	29.6%	10,700	18.8%	0	0.0%	6,166	10.8%
Hanley Falls Firemens Relief Assoc	Hanley Falls	130,309	105,931	24,377	17,112	70.2%	0	0	4,894	20.1%	1,704	7.0%	0	0.0%	3,190	13.1%
Hanover Athletic Assoc	Hanover	8,163,155	6,898,094	1,265,061	531,788	42.0%	0	0	671,320	53.1%	164,130	13.0%	0	0.0%	507,190	40.1%
Hanover Lions Club	Hanover	2,705,549	2,301,032	404,518	218,443	54.0%	0	0	179,798	44.4%	32,512	8.0%	0	0.0%	147,286	36.4%
Hanska Baseball Assoc	Hanska	511,340	415,422	95,918	43,984	45.9%	0	0	35,723	37.2%	26,776	27.9%	0	0.0%	8,947	9.3%
Harding Lastrup Snodusters Snow	Hillman	521,984	447,017	74,967	47,978	64.0%	0	0	36,069	48.1%	25,100	33.5%	0	0.0%	10,969	14.6%
Harding Sportsman Club	Brainerd	235,151	198,477	36,674	21,633	59.0%	0	0	19,073	52.0%	14,523	39.6%	0	0.0%	4,550	12.4%
Harmony Fire Relief Assoc	Harmony	274,265	220,299	53,966	31,152	57.7%	0	0	20,320	37.7%	15,973	29.6%	0	0.0%	4,347	8.1%
Hawks Baseball Club	Eden Valley	199,797	165,658	34,139	20,451	59.9%	0	0	13,329	39.0%	8,928	26.2%	0	0.0%	4,401	12.9%
Hawley Firemens Relief Assoc	Hawley	527,612	437,350	90,262	57,002	63.2%	0	0	28,457	31.5%	16,505	18.3%	0	0.0%	11,952	13.2%
Hayfield Commercial Club	Hayfield	310,985	261,595	49,390	30,278	61.3%	0	0	18,391	37.2%	13,355	27.0%	0	0.0%	5,036	10.2%
Hayfield Fire Relief Assoc	Hayfield	256,525	207,367	49,158	25,127	51.1%	0	0	25,959	52.8%	21,100	42.9%	0	0.0%	4,859	9.9%
Hayward Fire Dept Relief Associati	Albert Lea	425,716	329,147	96,569	46,586	48.2%	0	0	49,695	51.5%	39,247	40.6%	0	0.0%	10,448	10.8%
Heartland Animal Rescue Team	Brainerd	1,204,915	998,866	206,049	119,506	58.0%	0	0	75,337	36.6%	25,025	12.1%	0	0.0%	50,312	24.4%
Heather Curling Club	Mapleton	246,296	199,513	46,783	24,414	52.2%	0	4,435	16,355	35.0%	11,750	25.1%	0	0.0%	4,605	9.8%
Hector Volunteer Fire Dept	Hector	287,880	229,452	58,428	33,117	56.7%	0	0	23,467	40.2%	17,210	29.5%	0	0.0%	6,257	10.7%
Henderson Fire Dept Relief Assoc	Henderson	444,550	375,685	68,865	26,037	37.8%	0	0	44,989	65.3%	36,476	53.0%	0	0.0%	8,512	12.4%
Henderson Lions Club	Henderson	77,271	62,290	14,981	5,956	39.8%	0	0	10,822	72.2%	8,915	59.5%	0	0.0%	1,907	12.7%
Heritage Community Center	Thief River Falls	32,858	25,046	7,813	1,220	15.6%	0	0	6,147	78.7%	5,200	66.6%	0	0.0%	947	12.1%
Herman Development Corp	Herman	317,243	268,797	48,446	29,917	61.8%	0	0	21,036	43.4%	15,431	31.9%	0	0.0%	5,605	11.6%
Hermantown Amateur Hockey Ass	Hermantown	2,207,770	1,851,222	356,548	170,690	47.9%	0	0	187,981	52.7%	71,051	19.9%	0	0.0%	116,930	32.8%
Hermantown Youth Soccer Assoc	Hermantown	1,126,179	941,813	184,365	93,187	50.5%	0	0	105,762	57.4%	63,714	34.6%	0	0.0%	42,049	22.8%
Hiawatha Sno Seekers	Chatfield	480,922	385,238	95,684	45,931	48.0%	0	0	40,312	42.1%	20,474	21.4%	0	0.0%	19,838	20.7%
Hibbing Youth Hockey Assoc	Hibbing	1,032,612	832,900	199,712	120,916	60.5%	0	0	70,110	35.1%	33,058	16.6%	0	0.0%	37,052	18.6%
Highland Central Hockey Associati	St. Paul	902,567	718,110	184,457	131,397	71.2%	0	0	54,567	29.6%	23,126	12.5%	0	0.0%	31,441	17.0%
Hill City Firemens Relief Assoc	Hill City	695,776	609,242	86,534	41,931	48.5%	0	0	39,451	45.6%	23,141	26.7%	0	0.0%	16,310	18.8%
Hill City Lions Club	Hill City	329,151	274,572	54,579	26,597	48.7%	0	0	31,242	57.2%	24,386	44.7%	0	0.0%	6,856	12.6%
Hill Murray Father Club	Maplewood	1,654,110	1,357,051	297,059	128,489	43.3%	0	0	180,849	60.9%	103,615	34.9%	0	0.0%	77,234	26.0%
Hill Murray Mothers Club	Woodbury	1,978,431	1,658,030	320,401	165,949	51.8%	0	0	153,415	47.9%	46,331	14.5%	0	0.0%	107,084	33.4%
Hinckley Lions Club	Hinckley	872,970	697,970	175,000	102,710	58.7%	0	0	56,455	32.3%	31,068	17.8%	0	0.0%	25,387	14.5%
Hinckley Pine City Flames Snowm	Pine City	912,039	728,524	183,516	100,490	54.8%	0	0	80,330	43.8%	59,017	32.2%	0	0.0%	21,313	11.6%
Hitterdal Lions Club	Hitterdal	446,452	384,286	62,166	32,260	51.9%	0	0	40,770	65.6%	31,614	50.9%	0	0.0%	9,156	14.7%
Hockey Woodbury Area Club	Woodbury	1,419,464	1,157,237	262,227	130,660	49.8%	0	0	123,883	47.2%	64,173	24.5%	0	0.0%	59,710	22.8%
Hoffman Lions Club	Hoffman	186,358	156,289	30,069	15,685	52.2%	0	0	18,189	60.5%	13,513	44.9%	0	0.0%	4,676	15.6%
Hoffman Senior Citizen's Club Inc.	Hoffman	65,682	45,739	19,945	8,670	43.5%	0	0	12,111	60.7%	9,750	48.9%	0	0.0%	2,361	11.8%

Organization	City	Gross Receipts	Prizes	Net Receipts	ALLOWABLE EXPENSES			Capital Asset Improvements	LAWFUL PURPOSE EXPENDITURES							
					TOTAL	%	Reimb		TOTAL	%	Charitable	%	Other	%	Tax/Fee	%
Holdingsford Fire Dept Relief Assoc	Holdingsford	194,345	155,486	38,859	21,152	54.4%	0	0	15,223	39.2%	11,000	28.3%	0	0.0%	4,223	10.9%
Holdingsford Sno Flyers	Holdingsford	379,182	310,336	68,846	43,527	63.2%	0	0	21,556	31.3%	14,635	21.3%	0	0.0%	6,921	10.1%
Holloway Rod and Gun Club	Holloway	241,046	198,333	42,713	25,827	60.5%	0	0	26,184	61.3%	20,334	47.6%	0	0.0%	5,850	13.7%
Hollywood Booster Club	New Germany	460,842	357,892	102,950	63,866	62.0%	-600	0	41,933	40.7%	33,325	32.4%	0	0.0%	8,608	8.4%
Holy Family Church	Hillman	66,536	41,541	24,996	2,303	9.2%	0	0	28,515	114.1%	26,200	104.8%	0	0.0%	2,315	9.3%
Hopkins Jaycees	Hopkins	5,032,896	4,237,513	795,383	474,491	59.7%	0	0	294,013	37.0%	8,742	1.1%	0	0.0%	285,271	35.9%
Hopkins Raspberry Assoc	Hopkins	2,142,536	1,768,696	373,840	240,726	64.4%	0	0	161,783	43.3%	50,800	13.6%	0	0.0%	110,983	29.7%
Hopkins Youth Hockey Association	Hopkins	1,311,367	1,092,361	219,006	119,785	54.7%	0	0	88,613	40.5%	34,000	15.5%	0	0.0%	54,613	24.9%
Houston Chamber Of Commerce	Houston	205,740	168,988	36,752	17,967	48.9%	0	0	21,176	57.6%	16,945	46.1%	0	0.0%	4,231	11.5%
Hoyt Lakes Chamber of Commerce	Hoyt Lakes	661,657	583,006	78,651	52,829	67.2%	0	0	34,101	43.4%	18,342	23.3%	500	0.6%	15,259	19.4%
Hrvatski Dom Assoc	South St. Paul	1,234,230	1,024,674	209,556	137,344	65.5%	0	0	78,227	37.3%	30,050	14.3%	0	0.0%	48,177	23.0%
Humane Society of the Lakes	Detroit Lakes	195,536	158,151	37,385	24,941	66.7%	0	0	11,224	30.0%	3,328	8.9%	0	0.0%	7,896	21.1%
Husker Athletic Booster Club	Holdingsford	542,417	444,308	98,109	48,406	49.3%	0	0	50,658	51.6%	38,969	39.7%	0	0.0%	11,689	11.9%
Ideal Community Service Organiza	Pequot Lakes	221,201	174,245	46,956	32,556	69.3%	0	0	13,413	28.6%	9,249	19.7%	0	0.0%	4,164	8.9%
International Falls Recreation Hock	International Falls	479,534	402,973	76,561	46,513	60.8%	0	0	29,667	38.7%	21,000	27.4%	0	0.0%	8,667	11.3%
International Voyageurs Snowmobil	International Falls	804,227	672,333	131,894	76,363	57.9%	0	44,915	23,223	17.6%	0	0.0%	0	0.0%	23,223	17.6%
Inver Grove Heights Hockey Assoc	Inver Grove Heights	419,856	321,458	98,398	97,085	98.7%	0	0	39,552	40.2%	35,200	35.8%	0	0.0%	4,352	4.4%
Inver Grove Heights Soccer Assoc	Inver Grove Heights	315,750	257,001	58,749	35,880	61.1%	0	0	19,277	32.8%	12,725	21.7%	0	0.0%	6,552	11.2%
Irving Community Association	Duluth	4,939,746	4,113,164	826,582	456,124	55.2%	0	0	357,184	43.2%	42,600	5.2%	0	0.0%	314,584	38.1%
Irving Youth Hockey Club	Duluth	1,230,847	1,021,116	209,731	161,278	76.9%	-21,401	0	71,859	34.3%	13,239	6.3%	0	0.0%	58,620	27.9%
Isabella Community Council	Isabella	236,827	192,777	44,050	31,881	72.4%	0	0	14,220	32.3%	9,178	20.8%	0	0.0%	5,042	11.4%
Isanti County Sportsmens Club	Cambridge	2,724,145	2,251,648	472,497	281,253	59.5%	0	0	190,795	40.4%	34,722	7.3%	0	0.0%	156,073	33.0%
Isanti Lions Club	Isanti	886,613	697,776	188,837	133,670	70.8%	0	0	62,701	33.2%	41,406	21.9%	0	0.0%	21,295	11.3%
Isle Lions Club	Isle	727,348	612,882	114,467	69,127	60.4%	0	0	43,272	37.8%	25,954	22.7%	0	0.0%	17,318	15.1%
Italian American Club Foundation	Minneapolis	4,477,767	3,666,802	810,965	436,089	53.8%	0	0	389,998	48.1%	115,586	14.3%	0	0.0%	274,412	33.8%
Itasca Drift Skippers Snowmobile C	Grand Rapids	329,307	273,841	55,466	31,670	57.1%	0	0	41,581	75.0%	34,604	62.4%	0	0.0%	6,977	12.6%
Izaak Walton League Chapter 79	New Ulm	138,080	105,482	32,598	18,189	55.8%	0	0	13,068	40.1%	9,259	28.4%	0	0.0%	3,809	11.7%
Janesville Area Golf Association In	Janesville	178,196	136,266	41,930	24,452	58.3%	0	0	24,408	58.2%	19,500	46.5%	0	0.0%	4,908	11.7%
Janesville Rotary Club	Janesville	153,894	124,071	29,823	15,386	51.6%	0	0	10,484	35.2%	7,962	26.7%	0	0.0%	2,522	8.5%
Jasper Lions Club	Jasper	43,910	30,073	13,837	6,283	45.4%	0	500	6,188	44.7%	4,976	36.0%	0	0.0%	1,212	8.8%
Johnson Area Hockey Association	St. Paul	921,413	709,842	211,571	122,009	57.7%	0	0	87,403	41.3%	56,039	26.5%	0	0.0%	31,364	14.8%
Jordan Fire Dept Relief Assoc	Jordan	1,082,020	893,003	189,017	109,765	58.1%	0	0	68,214	36.1%	29,904	15.8%	0	0.0%	38,310	20.3%
K of C Immaculate Conception Cou	Delano	1,211,192	979,300	231,892	139,745	60.3%	0	0	66,939	28.9%	25,791	11.1%	0	0.0%	41,149	17.7%
Kasota Fire Dept Relief Assoc	Kasota	332,026	267,950	64,076	39,492	61.6%	0	0	29,647	46.3%	23,759	37.1%	0	0.0%	5,888	9.2%
Kay Sea Club	Austin	370,885	286,246	84,639	44,866	53.0%	0	0	51,355	60.7%	43,495	51.4%	0	0.0%	7,860	9.3%
Keewatin Firemens Relief Assoc	Keewatin	1,452,892	1,240,905	211,987	98,970	46.7%	0	0	111,532	52.6%	53,165	25.1%	0	0.0%	58,367	27.5%
Kellogg Firemens Relief Assoc	Kellogg	571,793	468,032	103,761	53,879	51.9%	0	0	49,563	47.8%	37,221	35.9%	0	0.0%	12,343	11.9%
Kensington Volunteer Firemens Re	Kensington	257,884	209,580	48,304	31,713	65.7%	0	0	21,613	44.7%	16,984	35.2%	0	0.0%	4,629	9.6%
Kenyon Snowdrifters	Kenyon	465,443	380,528	84,915	51,398	60.5%	-268	0	31,860	37.5%	20,501	24.1%	0	0.0%	11,359	13.4%
Kiester Firemans Relief Assoc	Kiester	86,315	69,293	17,022	11,644	68.4%	0	0	4,759	28.0%	3,441	20.2%	0	0.0%	1,318	7.7%
Kilkenny Firemens Relief Assoc	Kilkenny	392,563	319,632	72,931	39,976	54.8%	0	0	22,153	30.4%	18,447	25.3%	0	0.0%	3,706	5.1%

Organization	City	Gross Receipts	Prizes	Net Receipts	ALLOWABLE EXPENSES			Capital Asset Improvements	LAWFUL PURPOSE EXPENDITURES							
					TOTAL	%	Reimb		TOTAL	%	Charitable	%	Other	%	Tax/Fee	%
Kimball Firemens Relief Assoc	Kimball	634,482	517,788	116,694	59,627	51.1%	0	0	54,792	47.0%	41,915	35.9%	0	0.0%	12,877	11.0%
Kingsland Athletic Booster Club	Spring Valley	493,575	404,533	89,042	38,775	43.5%	0	0	28,242	31.7%	15,090	16.9%	0	0.0%	13,152	14.8%
Kinney Fire Relief Assoc	Kinney	434,797	364,000	70,797	38,021	53.7%	0	0	34,061	48.1%	25,000	35.3%	0	0.0%	9,061	12.8%
Knights Fraternal Corporation of Bl	Bloomington	1,131,841	882,955	248,887	197,731	79.4%	0	0	60,011	24.1%	3,610	1.5%	32,234	13.0%	24,167	9.7%
Knights of Columbus Council 1551	Montevideo	213,370	178,419	34,951	24,864	71.1%	0	2,652	8,340	23.9%	3,840	11.0%	0	0.0%	4,500	12.9%
Knights of Columbus Council 1575	Fairmont	110,990	72,330	38,660	8,195	21.2%	0	0	30,828	79.7%	26,922	69.6%	0	0.0%	3,906	10.1%
Knights of Columbus Council 1600	Hastings	19,941	15,259	4,682	501	10.7%	0	0	8,448	180.4%	1,500	32.0%	6,000	128.1%	948	20.3%
Knights of Columbus Council 1632	Stillwater	145,082	122,102	22,980	19,112	83.2%	0	0	12,606	54.9%	10,869	47.3%	0	0.0%	1,737	7.6%
Knights of Columbus Council 2023	New Prague	63,922	45,673	18,250	14,124	77.4%	0	0	4,359	23.9%	2,630	14.4%	0	0.0%	1,729	9.5%
Knights of Columbus Council 3539	Chisholm	1,313,756	1,075,264	238,492	166,332	69.7%	-3,696	0	81,713	34.3%	21,152	8.9%	0	0.0%	60,561	25.4%
Knights of Columbus Council 4174	Albertville	2,056,645	1,705,766	350,879	189,091	53.9%	0	0	159,069	45.3%	57,646	16.4%	0	0.0%	101,423	28.9%
Knights of Columbus Council 4718	Alexandria	138,769	84,533	54,237	22,625	41.7%	0	0	29,189	53.8%	17,667	32.6%	6,175	11.4%	5,347	9.9%
Knights of Columbus Council 6731	Granite Falls	158,990	124,680	34,309	22,855	66.6%	0	0	17,505	51.0%	14,640	42.7%	0	0.0%	2,865	8.4%
Knights of Columbus Council 8367	Lakeville	675,839	562,562	113,274	49,854	44.0%	0	0	62,782	55.4%	46,759	41.3%	0	0.0%	16,023	14.1%
Knights of Columbus Council 889	Faribault	268,161	207,273	60,888	43,597	71.6%	0	9,950	13,160	21.6%	6,013	9.9%	0	0.0%	7,147	11.7%
Knights of Columbus Council 9140	Big Lake	2,018,656	1,695,249	323,407	196,948	60.9%	0	0	130,830	40.5%	25,762	8.0%	0	0.0%	105,068	32.5%
Knights of Columbus Council 945	Owatonna	898,869	712,412	186,457	111,328	59.7%	0	0	60,756	32.6%	20,580	11.0%	12,876	6.9%	27,300	14.6%
Knights of Columbus Council 961	Sauk Rapids	845,427	695,620	149,807	86,180	57.5%	0	0	58,592	39.1%	34,915	23.3%	0	0.0%	23,677	15.8%
La Salle Volunteer Firefighters Reli	La Salle	329,208	287,743	41,465	25,102	60.5%	0	0	19,391	46.8%	12,710	30.7%	0	0.0%	6,681	16.1%
Lac Qui Parle Lake Association	Montevideo	1,078,900	893,064	185,836	125,143	67.3%	-165	0	61,629	33.2%	22,858	12.3%	0	0.0%	38,771	20.9%
Lafayette Lions Club	Lafayette	158,554	128,662	29,891	18,881	63.2%	0	0	18,365	61.4%	14,895	49.8%	0	0.0%	3,470	11.6%
Lake City Chamber Of Commerce	Lake City	152,842	125,228	27,614	18,074	65.5%	0	0	9,776	35.4%	6,650	24.1%	0	0.0%	3,126	11.3%
Lake City Fire Dept Relief Associat	Lake City	102,786	79,593	23,193	14,209	61.3%	0	0	17,110	73.8%	14,600	63.0%	0	0.0%	2,510	10.8%
Lake City Lions Club	Lake City	225,810	188,937	36,873	16,736	45.4%	0	0	18,712	50.7%	14,685	39.8%	0	0.0%	4,027	10.9%
Lake Crystal Fire Dept Relief Assoc	Lake Crystal	362,504	299,714	62,791	34,642	55.2%	0	0	34,478	54.9%	27,941	44.5%	0	0.0%	6,537	10.4%
Lake Elmo Jaycees	Lake Elmo	1,554,299	1,299,099	255,200	110,120	43.2%	0	5,000	139,783	54.8%	67,779	26.6%	0	0.0%	72,004	28.2%
Lake Henry Lions Club	Belgrade	314,840	258,683	56,157	24,636	43.9%	0	0	25,554	45.5%	19,034	33.9%	0	0.0%	6,520	11.6%
Lake Lillian Civic & Commerce Ass	Lake Lillian	115,211	96,513	18,698	11,184	59.8%	0	0	13,047	69.8%	10,899	58.3%	0	0.0%	2,148	11.5%
Lake of the Woods Drifters	Baudette	553,882	449,175	104,707	60,045	57.3%	0	600	40,706	38.9%	29,203	27.9%	0	0.0%	11,503	11.0%
Lake Owasso Residence Volunteer	Little Canada	1,165,003	924,299	240,704	202,287	84.0%	0	0	60,782	25.3%	39,578	16.4%	0	0.0%	21,204	8.8%
Lake Park Vol Fire Dept	Lake Park	610,156	521,542	88,614	52,096	58.8%	0	0	35,782	40.4%	22,416	25.3%	0	0.0%	13,366	15.1%
Lake Region Hockey Association	New Brighton	3,906,967	3,251,503	655,464	365,690	55.8%	0	0	273,238	41.7%	35,664	5.4%	0	0.0%	237,574	36.2%
Lake Sullivan Assoc	Hillman	738,452	606,356	132,096	85,227	64.5%	-6,533	0	50,034	37.9%	31,957	24.2%	0	0.0%	18,077	13.7%
Lake Superior Steelhead Assoc	Duluth	757,126	636,278	120,848	92,979	76.9%	0	0	33,958	28.1%	12,068	10.0%	0	0.0%	21,890	18.1%
Lake Washington Improvement As	Apple Valley	258,665	208,027	50,638	29,328	57.9%	0	0	27,891	55.1%	21,964	43.4%	0	0.0%	5,926	11.7%
Lakes Area Senior Activity Center	Brainerd	90,584	70,011	20,574	9,152	44.5%	0	0	14,660	71.3%	11,198	54.4%	0	0.0%	3,462	16.8%
Lakeview Booster Club Inc	Cottonwood	80,925	63,387	17,538	7,754	44.2%	0	0	11,122	63.4%	9,627	54.9%	0	0.0%	1,495	8.5%
Lakeville Hockey Association	Lakeville	1,579,575	1,191,908	387,667	170,710	44.0%	0	0	217,403	56.1%	145,000	37.4%	0	0.0%	72,403	18.7%
Lakeville Lions Club	Lakeville	952,413	755,944	196,469	112,335	57.2%	0	0	80,369	40.9%	51,374	26.1%	0	0.0%	28,995	14.8%
Lamberton Lions Club Inc	Lamberton	206,822	167,669	39,153	21,096	53.9%	0	0	21,601	55.2%	16,852	43.0%	0	0.0%	4,749	12.1%
Lancer Youth Hockey Assoc	La Crescent	535,709	425,856	109,853	56,186	51.1%	0	0	58,717	53.5%	49,495	45.1%	0	0.0%	9,222	8.4%

Organization	City	Gross Receipts	Prizes	Net Receipts	ALLOWABLE EXPENSES			Capital Asset Improvements	LAWFUL PURPOSE EXPENDITURES							
					TOTAL	%	Reimb		TOTAL	%	Charitable	%	Other	%	Tax/Fee	%
Land of Lakes Choirboys of Minn	Elk River	1,694,266	1,376,201	318,066	175,800	55.3%	0	0	156,265	49.1%	74,035	23.3%	0	0.0%	82,230	25.9%
Lanesboro Fire Relief Assn	Lanesboro	860,567	710,085	150,482	57,739	38.4%	0	0	93,238	62.0%	68,079	45.2%	0	0.0%	25,159	16.7%
Lawron Trail Riders	Bovey	729,491	631,889	97,602	47,681	48.9%	0	0	51,267	52.5%	34,621	35.5%	0	0.0%	16,646	17.1%
Le Center Fire Mans Relief Associati	Le Center	244,936	199,285	45,651	33,907	74.3%	0	0	12,115	26.5%	6,077	13.3%	0	0.0%	6,038	13.2%
Le Roy Community Foundation	Le Roy	398,433	325,749	72,685	30,560	42.0%	0	0	37,751	51.9%	29,885	41.1%	0	0.0%	7,866	10.8%
Leaf Valley Game and Fish Conser	Miltona	1,167,863	1,033,734	134,129	54,014	40.3%	0	0	74,501	55.5%	27,520	20.5%	0	0.0%	46,981	35.0%
Leavenworth Baseball Assoc	Sleepy Eye	194,455	152,043	42,412	23,050	54.3%	0	3,221	18,343	43.3%	14,022	33.1%	0	0.0%	4,321	10.2%
Leech Lake Area Amateur Hockey	Walker	498,507	395,936	102,571	65,542	63.9%	-9,672	0	32,767	31.9%	24,275	23.7%	0	0.0%	8,492	8.3%
Lester Park Hockey Association	Duluth	967,093	807,066	160,027	109,607	68.5%	0	0	52,576	32.9%	20,298	12.7%	0	0.0%	32,277	20.2%
Lester Prairie Fire Dept Relief Assc	Lester Prairie	160,550	128,561	31,989	13,358	41.8%	0	0	16,336	51.1%	13,493	42.2%	0	0.0%	2,843	8.9%
Lester Prairie Lions Club	Lester Prairie	131,026	111,107	19,919	11,997	60.2%	0	0	5,791	29.1%	3,014	15.1%	0	0.0%	2,776	13.9%
Lets Go Fishing of MN	Willmar	772,828	621,282	151,546	77,728	51.3%	0	0	77,736	51.3%	57,858	38.2%	0	0.0%	19,878	13.1%
Lewiston Volunteer Fire Co	Lewiston	618,722	505,496	113,226	76,916	67.9%	0	0	52,551	46.4%	39,690	35.1%	0	0.0%	12,861	11.4%
Lexington Fire Relief	Lexington	663,094	528,093	135,001	98,137	72.7%	0	0	42,765	31.7%	25,773	19.1%	0	0.0%	16,992	12.6%
Lincoln Area Business Assoc	Cushing	1,220,073	1,003,532	216,541	109,450	50.5%	0	0	116,101	53.6%	65,409	30.2%	0	0.0%	50,692	23.4%
Lindbergh Lions Club of Little Falls	Little Falls	1,568,320	1,354,666	213,654	103,575	48.5%	0	0	118,600	55.5%	48,050	22.5%	0	0.0%	70,550	33.0%
Lindstrom Fire Dept Relief Assoc	Lindstrom	776,737	654,821	121,916	55,232	45.3%	0	0	86,163	70.7%	64,750	53.1%	0	0.0%	21,413	17.6%
Lino Lakes Lions Club	Lino Lakes	1,332,565	1,069,221	263,344	117,998	44.8%	0	0	142,059	53.9%	87,624	33.3%	0	0.0%	54,435	20.7%
Lions Club of Forest Lake	Forest Lake	429,154	319,648	109,507	80,498	73.5%	-5,000	0	47,921	43.8%	38,658	35.3%	0	0.0%	9,263	8.5%
Lions Club of Waconia	Waconia	268,010	212,595	55,415	21,910	39.5%	0	0	56,183	101.4%	50,750	91.6%	0	0.0%	5,433	9.8%
Lions Gonvick Club	Gonvick	123,582	100,259	23,323	19,561	83.9%	0	0	3,265	14.0%	2,196	9.4%	0	0.0%	1,069	4.6%
Little Canada Recreation Associati	Little Canada	1,943,189	1,555,567	387,622	343,652	88.7%	0	0	79,848	20.6%	35,603	9.2%	0	0.0%	44,245	11.4%
Little Canada Vol Fire Dept	Little Canada	2,096,984	1,694,761	402,223	199,956	49.7%	0	0	197,000	49.0%	80,687	20.1%	0	0.0%	116,313	28.9%
Little Falls Exchange Club	Little Falls	1,134,472	937,246	197,226	102,746	52.1%	-628	0	93,433	47.4%	49,679	25.2%	0	0.0%	43,754	22.2%
Little Falls Lions Club	Little Falls	744,829	610,823	134,006	69,385	51.8%	0	0	63,641	47.5%	46,413	34.6%	0	0.0%	17,228	12.9%
Long Lake Homeowners Assn Inc	Hillman	579,465	483,341	96,124	51,047	53.1%	0	0	34,303	35.7%	20,183	21.0%	0	0.0%	14,120	14.7%
Long Prairie Hockey Assoc	Long Prairie	1,099,596	906,126	193,470	110,894	57.3%	0	0	85,059	44.0%	41,688	21.5%	0	0.0%	43,371	22.4%
Long Prairie Lions Club	Long Prairie	301,402	232,595	68,807	39,500	57.4%	0	0	35,065	51.0%	29,174	42.4%	0	0.0%	5,891	8.6%
Longville Lakes Area Chamber of C	Longville	757,934	615,522	142,412	78,308	55.0%	0	0	53,705	37.7%	32,978	23.2%	0	0.0%	20,727	14.6%
Lonsdale Firemens Relief Associat	Lonsdale	627,886	511,229	116,657	51,155	43.9%	0	0	56,219	48.2%	41,650	35.7%	0	0.0%	14,569	12.5%
Loretto Fire Dept Relief Assoc	Loretto	974,620	801,658	172,962	100,678	58.2%	0	0	87,976	50.9%	62,147	35.9%	0	0.0%	25,829	14.9%
Loretto Lions Club	Loretto	408,492	326,716	81,775	34,705	42.4%	-30	0	25,684	31.4%	10,992	13.4%	0	0.0%	14,692	18.0%
Lowry Fire Mens Relief Assoc	Lowry	419,075	344,123	74,952	42,498	56.7%	0	0	29,117	38.8%	20,500	27.4%	0	0.0%	8,617	11.5%
Luverne Optimist Club	Luverne	436,924	332,378	104,546	74,069	70.8%	0	0	31,230	29.9%	23,027	22.0%	0	0.0%	8,203	7.8%
Mabel Fire Dept Relief Assoc	Mabel	309,303	252,972	56,331	34,161	60.6%	0	0	18,666	33.1%	12,000	21.3%	0	0.0%	6,666	11.8%
Mankato Area Hockey Association	Mankato	1,822,686	1,409,683	413,003	241,562	58.5%	0	0	164,072	39.7%	60,000	14.5%	0	0.0%	104,072	25.2%
Mankato Area Youth Baseball Assr	North Mankato	2,647,482	2,250,157	397,325	197,348	49.7%	0	0	201,916	50.8%	46,588	11.7%	0	0.0%	155,328	39.1%
Mankato Sertoma Club	Mankato	473,191	391,656	81,535	49,944	61.3%	0	0	32,760	40.2%	21,566	26.4%	0	0.0%	11,194	13.7%
Mantorville Restoration Assoc	Mantorville	718,629	567,107	151,521	91,186	60.2%	-3,245	0	66,928	44.2%	50,386	33.3%	0	0.0%	16,542	10.9%
Maple Grove Fire Fighters Relief A	Maple Grove	2,616,188	2,256,292	359,896	163,653	45.5%	0	0	190,424	52.9%	45,791	12.7%	0	0.0%	144,633	40.2%
Maple Grove Lions Club	Maple Grove	5,098,144	4,326,250	771,894	324,763	42.1%	0	0	451,243	58.5%	132,293	17.1%	0	0.0%	318,951	41.3%

Organization	City	Gross Receipts	Prizes	Net Receipts	ALLOWABLE EXPENSES			Capital Asset Improvements	LAWFUL PURPOSE EXPENDITURES							
					TOTAL	%	Reimb		TOTAL	%	Charitable	%	Other	%	Tax/Fee	%
Maple Island Park Association	Hollandale	201,746	154,312	47,434	36,133	76.2%	0	0	11,132	23.5%	6,378	13.4%	0	0.0%	4,754	10.0%
Maple Lake Lions Club	Maple Lake	594,479	483,837	110,642	61,016	55.1%	0	0	52,802	47.7%	40,354	36.5%	0	0.0%	12,448	11.3%
Maple Leaf Services Inc	Preston	130,421	100,174	30,247	11,310	37.4%	0	0	27,189	89.9%	24,998	82.6%	0	0.0%	2,191	7.2%
Mapleton Area Chamber of Comm	Mapleton	430,212	349,849	80,363	42,881	53.4%	0	0	31,144	38.8%	23,710	29.5%	0	0.0%	7,434	9.3%
Maplewood Athletic Assoc	Maplewood	566,768	468,679	98,089	72,042	73.4%	-7,031	0	42,503	43.3%	27,869	28.4%	0	0.0%	14,634	14.9%
Maplewood Oakdale Lions Club	Oakdale	740,086	599,259	140,827	81,995	58.2%	0	300	56,838	40.4%	34,425	24.4%	0	0.0%	22,413	15.9%
Marshall Amateur Hockey Assoc	Marshall	53,325	41,775	11,550	2,969	25.7%	0	2,184	6,718	58.2%	5,824	50.4%	0	0.0%	894	7.7%
Marshall Baseball Assoc	Marshall	855,528	711,158	144,370	81,817	56.7%	0	0	55,750	38.6%	30,835	21.4%	0	0.0%	24,915	17.3%
Marshall Co Central Sports Booste	Newfolden	364,686	306,631	58,055	31,799	54.8%	0	0	26,405	45.5%	19,117	32.9%	0	0.0%	7,288	12.6%
Marshall County Driftskippers Snow	Newfolden	204,815	168,737	36,078	16,275	45.1%	0	0	18,939	52.5%	15,097	41.8%	0	0.0%	3,842	10.6%
Mayer Baseball Club	Mayer	713,694	568,301	145,393	86,035	59.2%	0	0	50,597	34.8%	33,271	22.9%	0	0.0%	17,326	11.9%
Maynard Lions Club	Maynard	221,807	184,873	36,934	16,696	45.2%	0	0	22,542	61.0%	18,201	49.3%	0	0.0%	4,341	11.8%
Mazeppa Firefighters Relief Assoc	Mazeppa	289,851	231,959	57,892	30,014	51.8%	0	0	36,713	63.4%	30,818	53.2%	0	0.0%	5,895	10.2%
Mazeppa Jaycees	Mazeppa	178,536	138,711	39,825	18,686	46.9%	0	0	19,091	47.9%	15,550	39.0%	0	0.0%	3,541	8.9%
Mazeppa Lions Club	Mazeppa	93,812	67,831	25,981	16,745	64.5%	0	0	11,786	45.4%	8,812	33.9%	0	0.0%	2,974	11.4%
McGrath Fire Dept Relief Assoc	McGrath	1,184,431	982,684	201,747	110,971	55.0%	0	0	92,080	45.6%	43,734	21.7%	0	0.0%	48,346	24.0%
McGregor Fire Dept Relief Assoc	McGregor	652,837	544,082	108,755	43,197	39.7%	0	0	61,386	56.4%	46,050	42.3%	0	0.0%	15,336	14.1%
McGregor Lions Club	McGregor	607,100	479,070	128,030	77,112	60.2%	0	0	47,666	37.2%	33,684	26.3%	0	0.0%	13,982	10.9%
McIntosh Firemen's Relief Associat	McIntosh	700,578	587,955	112,623	47,144	41.9%	-239	0	62,830	55.8%	44,125	39.2%	0	0.0%	18,705	16.6%
Medford Firemens Relief Assoc	Medford	422,750	332,450	90,300	26,402	29.2%	0	0	57,774	64.0%	49,550	54.9%	0	0.0%	8,224	9.1%
Meire Grove Athletic Club	Melrose	143,463	119,631	23,832	13,242	55.6%	0	0	9,141	38.4%	5,017	21.1%	0	0.0%	4,124	17.3%
Melrose Fire Dept Relief Assoc	Melrose	343,642	278,144	65,498	25,600	39.1%	0	0	39,621	60.5%	33,500	51.1%	0	0.0%	6,121	9.3%
Melrose Lions Club	Melrose	494,697	410,588	84,109	40,233	47.8%	0	0	44,601	53.0%	35,963	42.8%	0	0.0%	8,638	10.3%
Menahga Gateway Lions Club	Menahga	1,020,946	903,135	117,811	72,205	61.3%	0	0	43,856	37.2%	8,244	7.0%	0	0.0%	35,612	30.2%
Mendota Heights Athletic Associati	West St. Paul	2,966,459	2,505,186	461,273	222,578	48.3%	0	0	193,605	42.0%	38,000	8.2%	0	0.0%	155,605	33.7%
Mentor Firefighters Relief Assoc	Mentor	1,068,198	869,655	198,543	108,459	54.6%	0	0	91,353	46.0%	52,576	26.5%	0	0.0%	38,777	19.5%
Merrick Inc	Vadnais Heights	2,474,407	2,027,685	446,722	345,142	77.3%	0	0	142,683	31.9%	15,133	3.4%	0	0.0%	127,550	28.6%
Merrifield Marathons Inc	Merrifield	458,240	354,255	103,985	58,074	55.8%	0	0	20,464	19.7%	11,124	10.7%	0	0.0%	9,339	9.0%
Metro Baseball League	Burnsville	2,597,342	2,036,795	560,547	281,224	50.2%	0	0	400,534	71.5%	227,756	40.6%	0	0.0%	172,778	30.8%
Middle River Sportsmens Club	Middle River	450,659	380,645	70,014	37,329	53.3%	-132	0	39,158	55.9%	22,925	32.7%	0	0.0%	16,233	23.2%
Midway Speedskating Club Inc	Roseville	3,025,804	2,200,731	825,073	438,825	53.2%	0	0	385,523	46.7%	281,555	34.1%	0	0.0%	103,968	12.6%
Midwest Ski Otter Water Ski Club	White Bear Lake	515,715	425,666	90,049	55,631	61.8%	0	0	30,073	33.4%	19,299	21.4%	0	0.0%	10,774	12.0%
Miesville Lions Club	Vermillion	518,699	421,417	97,282	65,858	67.7%	0	0	28,286	29.1%	17,342	17.8%	0	0.0%	10,944	11.2%
Milaca Firefighters Relief Assoc	Milaca	929,883	767,225	162,658	86,047	52.9%	0	0	77,554	47.7%	44,291	27.2%	0	0.0%	33,263	20.4%
Military Service Association	Isle	1,283,540	1,066,507	217,033	92,685	42.7%	0	14,800	104,713	48.2%	4,812	2.2%	50,855	23.4%	49,045	22.6%
Mille Lacs Drift Skippers Snowmob	Isle	655,550	540,514	115,036	56,802	49.4%	0	0	50,792	44.2%	35,508	30.9%	0	0.0%	15,284	13.3%
Mille Lacs Raiders Wrestling Club	Onamia	100,989	72,336	28,653	13,551	47.3%	0	0	15,493	54.1%	12,574	43.9%	0	0.0%	2,919	10.2%
Mille Lacs Trails Snowmobile Club	Aitkin	2,379,873	1,934,611	445,262	282,788	63.5%	0	0	177,832	39.9%	53,495	12.0%	0	0.0%	124,337	27.9%
Millerville Firemens Relief Assoc	Evansville	706,973	585,246	121,727	83,230	68.4%	0	0	47,454	39.0%	32,000	26.3%	0	0.0%	15,454	12.7%
Millville Sportsman Club	Millville	183,736	147,089	36,647	24,853	67.8%	0	0	10,180	27.8%	8,485	23.2%	0	0.0%	1,695	4.6%
Miltona Lions Club	Parkers Prairie	1,000,374	876,509	123,865	77,115	62.3%	0	0	46,439	37.5%	13,061	10.5%	0	0.0%	33,378	26.9%

Organization	City	Gross Receipts	Prizes	Net Receipts	ALLOWABLE EXPENSES			Capital Asset Improvements	LAWFUL PURPOSE EXPENDITURES							
					TOTAL	%	Reimb		TOTAL	%	Charitable	%	Other	%	Tax/Fee	%
Miltona Volunteer Firemen's Relief	Miltona	1,014,050	873,018	141,032	58,355	41.4%	0	0	83,742	59.4%	50,169	35.6%	0	0.0%	33,573	23.8%
Minn Brass St. Paul	St. Paul	276,999	223,293	53,706	33,921	63.2%	0	0	16,866	31.4%	10,097	18.8%	0	0.0%	6,769	12.6%
Minn Licensed Beverage Assoc Ch	St. Paul	2,668,534	2,061,162	607,372	390,164	64.2%	0	0	226,253	37.3%	71,943	11.8%	0	0.0%	154,310	25.4%
Minn Waterfowl Assoc Inc	Hopkins	38,853	31,639	7,214	9,316	129.1%	0	0	1,329	18.4%	229	3.2%	0	0.0%	1,100	15.2%
Minn Youth Athletic Services	Columbia Heights	4,654,346	3,901,600	752,747	336,995	44.8%	0	0	422,218	56.1%	143,769	19.1%	0	0.0%	278,449	37.0%
Minneota Fire Dept Relief Assoc	Minneota	112,035	91,604	20,431	14,458	70.8%	0	0	13,298	65.1%	10,500	51.4%	0	0.0%	2,798	13.7%
Minnesota Fishing Museum	Little Falls	2,218,023	1,837,048	380,975	197,814	51.9%	0	0	200,208	52.6%	73,559	19.3%	0	0.0%	126,649	33.2%
Minnesota Flyers Gymnastics	Detroit Lakes	678,339	549,257	129,082	77,683	60.2%	0	0	47,839	37.1%	30,703	23.8%	0	0.0%	17,136	13.3%
Minnesota Jaycees Charitable Fou	Burnsville	1,941,855	1,646,866	294,989	157,756	53.5%	0	0	139,878	47.4%	34,000	11.5%	0	0.0%	105,878	35.9%
Minnesota Junior Hockey League I	Otsego	288,988	230,066	58,922	41,259	70.0%	0	0	-3,039	-5.2%	0	0.0%	0	0.0%	-3,039	-5.2%
Minnesota Lake Firemens Relief A	Minnesota Lake	357,720	283,061	74,660	42,839	57.4%	-527	0	34,918	46.8%	30,900	41.4%	0	0.0%	4,018	5.4%
Minnesota USA Wrestling	Minneapolis	4,675,551	3,700,436	975,115	463,188	47.5%	0	0	484,191	49.7%	176,110	18.1%	0	0.0%	308,081	31.6%
Minnesota Waters	St. Cloud	303,601	252,140	51,461	28,988	56.3%	0	0	24,549	47.7%	17,979	34.9%	0	0.0%	6,570	12.8%
Minnewawa Sportsmens Club	McGregor	1,328,946	1,096,604	232,342	136,436	58.7%	-22	0	112,654	48.5%	54,941	23.6%	4,911	2.1%	52,802	22.7%
Mississippi River Revival	Winona	76,103	56,478	19,625	12,436	63.4%	0	0	10,852	55.3%	10,000	51.0%	0	0.0%	852	4.3%
MOC Pup Tent 51	Bloomington	189,205	148,508	40,697	16,065	39.5%	0	0	22,811	56.1%	18,539	45.6%	1,135	2.8%	3,137	7.7%
MOC Pup Tent 9	Detroit Lakes	547,145	474,610	72,535	56,803	78.3%	0	0	27,677	38.2%	18,530	25.5%	250	0.3%	8,898	12.3%
Mohawk Jaycees of Westonka	Mound	1,438,538	1,157,963	280,575	181,638	64.7%	0	0	84,430	30.1%	20,078	7.2%	0	0.0%	64,352	22.9%
Montevideo Fire Dept Relief Assoc	Montevideo	501,019	412,153	88,866	43,381	48.8%	0	0	56,290	63.3%	46,574	52.4%	0	0.0%	9,717	10.9%
Montevideo Lions Club	Montevideo	254,477	203,213	51,264	26,797	52.3%	0	0	19,703	38.4%	13,399	26.1%	0	0.0%	6,304	12.3%
Montgomery Area Community Club	Montgomery	141,771	109,214	32,557	14,325	44.0%	0	0	13,387	41.1%	10,250	31.5%	0	0.0%	3,137	9.6%
Montgomery Firemens Relief Assoc	Montgomery	726,958	579,301	147,658	60,884	41.2%	0	0	91,483	62.0%	74,900	50.7%	0	0.0%	16,583	11.2%
Monticello Lions Club	Monticello	3,555,857	2,988,804	567,053	350,403	61.8%	0	0	216,134	38.1%	15,302	2.7%	0	0.0%	200,831	35.4%
Monticello Youth Hockey Program	Monticello	1,191,248	1,004,479	186,770	112,394	60.2%	0	0	96,851	51.9%	49,188	26.3%	0	0.0%	47,664	25.5%
Montrose Lions Club	Montrose	610,396	498,795	111,602	85,483	76.6%	0	0	30,332	27.2%	18,130	16.2%	0	0.0%	12,202	10.9%
Moorhead Youth Hockey Assoc	Moorhead	3,561,218	2,865,474	695,744	361,103	51.9%	-42	0	331,868	47.7%	142,000	20.4%	0	0.0%	189,868	27.3%
Moose Lake Area Hockey Associat	Moose Lake	546,496	457,944	88,552	47,709	53.9%	0	0	36,185	40.9%	24,927	28.1%	0	0.0%	11,258	12.7%
Moose Lodge 1060	Aitkin	183,777	149,367	34,411	20,826	60.5%	-1,700	0	13,399	38.9%	3,257	9.5%	6,563	19.1%	3,579	10.4%
Moose Lodge 1114	St. Charles	99,180	73,903	25,277	13,839	54.7%	0	0	11,347	44.9%	8,497	33.6%	0	0.0%	2,850	11.3%
Moose Lodge 1180	Austin	438,341	349,433	88,908	50,695	57.0%	0	0	38,298	43.1%	6,244	7.0%	22,436	25.2%	9,618	10.8%
Moose Lodge 1246	Brainerd	348,323	285,215	63,108	51,893	82.2%	0	0	16,708	26.5%	5,249	8.3%	4,618	7.3%	6,842	10.8%
Moose Lodge 1259	International Falls	273,213	223,303	49,910	28,573	57.2%	0	0	22,267	44.6%	14,973	30.0%	1,672	3.4%	5,621	11.3%
Moose Lodge 1274	Cloquet	228,773	187,152	41,621	26,368	63.4%	-3,120	0	19,466	46.8%	7,151	17.2%	8,625	20.7%	3,690	8.9%
Moose Lodge 1302	Proctor	500,324	433,838	66,486	47,811	71.9%	-8,394	0	37,024	55.7%	4,826	7.3%	23,282	35.0%	8,917	13.4%
Moose Lodge 1400	Waite Park	550,717	456,379	94,338	54,842	58.1%	0	0	41,324	43.8%	7,403	7.8%	23,244	24.6%	10,677	11.3%
Moose Lodge 1414	Mankato	198,239	151,649	46,590	38,145	81.9%	-5,576	500	24,898	53.4%	20,348	43.7%	0	0.0%	4,550	9.8%
Moose Lodge 1452	Bemidji	228,377	195,738	32,639	24,678	75.6%	0	0	11,803	36.2%	6,785	20.8%	0	0.0%	5,018	15.4%
Moose Lodge 1463	Two Harbors	415,722	332,095	83,627	44,189	52.8%	0	4,957	35,313	42.2%	4,418	5.3%	13,592	16.3%	17,303	20.7%
Moose Lodge 1544	Braham	142,262	118,196	24,066	25,913	107.7%	0	0	10,548	43.8%	3,854	16.0%	4,175	17.3%	2,519	10.5%
Moose Lodge 1580	Ely	445,335	399,588	45,747	25,229	55.1%	-2,469	0	25,058	54.8%	6,225	13.6%	10,336	22.6%	8,498	18.6%
Moose Lodge 1703	Albert Lea	277,800	222,733	55,067	37,201	67.6%	0	2,412	14,853	27.0%	10,127	18.4%	0	0.0%	4,726	8.6%

Organization	City	Gross Receipts	Prizes	Net Receipts	ALLOWABLE EXPENSES			Capital Asset Improvements	LAWFUL PURPOSE EXPENDITURES							
					TOTAL	%	Reimb		TOTAL	%	Charitable	%	Other	%	Tax/Fee	%
Moose Lodge 2023	Grand Rapids	415,883	348,720	67,163	41,576	61.9%	-752	0	23,727	35.3%	2,285	3.4%	6,592	9.8%	14,850	22.1%
Moose Lodge 2098	Faribault	408,983	319,810	89,173	55,166	61.9%	0	100	44,779	50.2%	17,772	19.9%	18,396	20.6%	8,611	9.7%
Moose Lodge 2331	Princeton	95,286	73,421	21,865	9,558	43.7%	0	7,400	18,676	85.4%	4,273	19.5%	12,037	55.1%	2,366	10.8%
Moose Lodge 407	Ortonville	152,003	124,105	27,898	16,721	59.9%	0	0	18,059	64.7%	10,898	39.1%	3,883	13.9%	3,278	11.8%
Moose Lodge 742	Baudette	319,317	263,215	56,101	37,594	67.0%	0	0	24,010	42.8%	10,997	19.6%	6,401	11.4%	6,612	11.8%
Moose Willow Sportsmans Club	Hill City	536,986	478,054	58,932	41,537	70.5%	0	0	19,552	33.2%	10,421	17.7%	0	0.0%	9,131	15.5%
Mora Area Youth Recreation Assoc	Mora	994,063	806,407	187,656	90,966	48.5%	0	0	113,818	60.7%	80,000	42.6%	0	0.0%	33,818	18.0%
Morgan Area Jaycees	Morgan	139,047	106,127	32,920	19,772	60.1%	0	0	15,016	45.6%	11,986	36.4%	0	0.0%	3,030	9.2%
Morris Hockey Assoc	Morris	309,845	232,704	77,141	47,352	61.4%	0	0	34,910	45.3%	28,053	36.4%	0	0.0%	6,857	8.9%
Morrison Co Agricultural Society	Little Falls	449,466	360,424	89,042	44,099	49.5%	0	0	45,652	51.3%	36,000	40.4%	0	0.0%	9,652	10.8%
Morristown Firemens Relief Assoc	Morristown	601,075	480,086	120,988	63,267	52.3%	0	0	55,712	46.0%	39,760	32.9%	0	0.0%	15,952	13.2%
Morton Firemans Relief Assoc	Morton	155,713	124,284	31,429	12,760	40.6%	0	0	18,718	59.6%	14,945	47.6%	0	0.0%	3,773	12.0%
Motley Fire Dept Relief Assoc	Motley	537,088	448,451	88,637	49,789	56.2%	0	0	78,689	88.8%	70,043	79.0%	0	0.0%	8,646	9.8%
Mower Council for the Handicapped	Austin	610,999	493,554	117,445	67,311	57.3%	0	0	50,467	43.0%	36,634	31.2%	0	0.0%	13,833	11.8%
Municipal Athletic Association	Hibbing	551,951	468,361	83,591	56,210	67.2%	0	0	36,069	43.1%	24,213	29.0%	0	0.0%	11,856	14.2%
Mystic Riders Snowmobile Club	Princeton	2,664,666	2,208,053	456,613	236,323	51.8%	0	0	225,915	49.5%	73,023	16.0%	0	0.0%	152,892	33.5%
National Ataxia Foundation	Plymouth	549,405	413,055	136,350	114,546	84.0%	0	0	25,376	18.6%	15,264	11.2%	0	0.0%	10,112	7.4%
Nelson Mens Club	Nelson	976,326	832,614	143,712	100,637	70.0%	0	0	49,017	34.1%	19,374	13.5%	0	0.0%	29,643	20.6%
Nevis Fire Persons Relief Assoc	Nevis	661,187	567,524	93,663	54,091	57.8%	0	0	36,413	38.9%	22,279	23.8%	0	0.0%	14,134	15.1%
New Auburn Fire Dept Relief Assoc	New Auburn	205,610	145,394	60,216	34,496	57.3%	-1,095	0	19,279	32.0%	16,423	27.3%	0	0.0%	2,856	4.7%
New Brighton Lions Club	Spring Lake Park	921,165	762,110	159,055	96,594	60.7%	0	0	62,734	39.4%	35,596	22.4%	0	0.0%	27,138	17.1%
New Germany Fire Dept Relief Ass	New Germany	328,181	265,893	62,288	31,489	50.6%	0	0	38,676	62.1%	31,200	50.1%	0	0.0%	7,476	12.0%
New Market Firefighters Relief Ass	Elko New Market	953,316	790,585	162,731	77,002	47.3%	0	0	81,065	49.8%	48,000	29.5%	0	0.0%	33,065	20.3%
New Munich Jaycees	New Munich	393,245	317,513	75,733	40,145	53.0%	0	0	30,166	39.8%	20,953	27.7%	0	0.0%	9,213	12.2%
New Prague Chamber of Commer	New Prague	337,545	284,958	52,587	30,526	58.0%	0	0	25,508	48.5%	19,392	36.9%	0	0.0%	6,116	11.6%
New Prague Community Sportsma	New Prague	663,618	528,853	134,765	85,550	63.5%	0	0	58,921	43.7%	44,037	32.7%	0	0.0%	14,885	11.0%
New Prague Firemens Relief Assoc	New Prague	460,671	367,778	92,893	49,285	53.1%	0	0	35,137	37.8%	26,580	28.6%	0	0.0%	8,557	9.2%
New Prague Hockey Association	New Prague	373,128	303,098	70,030	36,130	51.6%	0	0	25,952	37.1%	20,200	28.8%	0	0.0%	5,752	8.2%
New Richland Firemens Relief Ass	New Richland	540,461	448,582	91,879	52,939	57.6%	0	0	43,471	47.3%	30,750	33.5%	0	0.0%	12,721	13.8%
New Ulm Hockey Assoc	New Ulm	222,919	158,350	64,569	33,175	51.4%	0	0	26,108	40.4%	18,000	27.9%	0	0.0%	8,108	12.6%
New Ulm Optimist Club	New Ulm	672,218	543,301	128,918	61,954	48.1%	0	2,548	90,597	70.3%	72,851	56.5%	0	0.0%	17,746	13.8%
New Ulm Turnverein	New Ulm	169,605	138,223	31,382	14,300	45.6%	0	0	17,897	57.0%	13,774	43.9%	0	0.0%	4,123	13.1%
New Ulm Youth Wrestling Assoc	New Ulm	135,104	108,772	26,332	13,804	52.4%	0	0	8,305	31.5%	5,209	19.8%	0	0.0%	3,096	11.8%
New York Mills Lions Club	New York Mills	385,468	322,274	63,194	46,527	73.6%	0	0	17,200	27.2%	10,954	17.3%	0	0.0%	6,246	9.9%
Nicollet Conservation Club	Nicollet	255,378	204,939	50,440	33,696	66.8%	0	4,307	18,092	35.9%	9,217	18.3%	3,682	7.3%	5,193	10.3%
Nicollet Lions Club	Nicollet	355,850	293,620	62,230	32,609	52.4%	0	28	25,419	40.8%	18,438	29.6%	0	0.0%	6,981	11.2%
Nisswa Lions Club	Nisswa	652,391	520,520	131,871	78,655	59.6%	0	0	43,897	33.3%	31,255	23.7%	0	0.0%	12,642	9.6%
North Country Snowmobile Club	Bemidji	1,430,058	1,120,626	309,432	149,397	48.3%	0	0	147,201	47.6%	78,330	25.3%	0	0.0%	68,872	22.3%
North Country Trail Busters	Fort Ripley	258,528	200,935	57,593	35,991	62.5%	0	10,000	12,064	20.9%	6,470	11.2%	0	0.0%	5,594	9.7%
North Ramsey 500 Lions Club Inc	St. Paul	1,504,858	1,202,603	302,255	194,148	64.2%	0	0	82,433	27.3%	11,700	3.9%	0	0.0%	70,733	23.4%
North St. Paul Athletic Assoc	North St. Paul	2,412,322	2,002,112	410,210	202,373	49.3%	0	0	155,034	37.8%	30,475	7.4%	0	0.0%	124,559	30.4%

Organization	City	Gross Receipts	Prizes	Net Receipts	ALLOWABLE EXPENSES			Capital Asset Improvements	LAWFUL PURPOSE EXPENDITURES							
					TOTAL	%	Reimb		TOTAL	%	Charitable	%	Other	%	Tax/Fee	%
North Suburban Youth Foundation	Roseville	2,044,452	1,604,299	440,154	314,789	71.5%	0	0	208,186	47.3%	138,601	31.5%	0	0.0%	69,585	15.8%
North Tartan Area Girls Basketball	Oakdale	726,003	578,350	147,653	109,065	73.9%	0	0	56,442	38.2%	44,161	29.9%	0	0.0%	12,281	8.3%
Northeast Minneapolis Lions Club	Minneapolis	6,304,393	4,998,914	1,305,480	658,426	50.4%	0	3,000	545,864	41.8%	164,567	12.6%	0	0.0%	381,297	29.2%
Northern Pine Riders	Willow River	1,080,854	888,230	192,624	115,226	59.8%	0	0	71,801	37.3%	29,830	15.5%	0	0.0%	41,971	21.8%
Northfield Fire Relief Assoc	Northfield	379,978	311,306	68,673	36,471	53.1%	0	0	20,561	29.9%	15,023	21.9%	0	0.0%	5,538	8.1%
Northland Lions Club	Remer	381,188	293,350	87,838	57,889	65.9%	0	0	34,619	39.4%	26,023	29.6%	0	0.0%	8,595	9.8%
Northland Vietnam Veterans Assoc	Duluth	702,058	580,616	121,442	96,941	79.8%	0	0	29,863	24.6%	10,105	8.3%	0	0.0%	19,758	16.3%
Northwest Tonka Lions Club	Mound	2,268,687	1,797,645	471,041	297,146	63.1%	0	0	171,457	36.4%	59,759	12.7%	0	0.0%	111,699	23.7%
Northwestern Health Sciences Univ	Bloomington	2,140,295	1,553,765	586,531	338,484	57.7%	-9,036	0	151,524	25.8%	100,000	17.0%	0	0.0%	51,524	8.8%
Norwood Young America Lions Club	Norwood Young Am	222,816	176,519	46,297	28,988	62.6%	0	0	13,393	28.9%	9,305	20.1%	0	0.0%	4,088	8.8%
Ogilvie Lions Club	Ogilvie	609,317	514,936	94,381	77,177	81.8%	0	500	25,515	27.0%	11,103	11.8%	0	0.0%	14,413	15.3%
Olivia Ambulance Service Inc	Olivia	369,484	302,570	66,914	33,184	49.6%	0	0	27,108	40.5%	19,970	29.8%	0	0.0%	7,138	10.7%
Olivia Area Chamber of Commerce	Olivia	586,148	504,336	81,812	56,469	69.0%	0	0	33,102	40.5%	19,387	23.7%	0	0.0%	13,715	16.8%
Olmsted County Hockey Associatio	Rochester	1,290,957	988,174	302,783	204,945	67.7%	0	0	101,321	33.5%	45,965	15.2%	0	0.0%	55,356	18.3%
Onamia Lions Club	Onamia	1,009,954	789,949	220,005	121,160	55.1%	0	0	90,693	41.2%	55,407	25.2%	0	0.0%	35,286	16.0%
Opole Baseball Club & Recreation	Holdingsford	149,893	121,121	28,772	21,094	73.3%	0	0	9,398	32.7%	6,315	21.9%	0	0.0%	3,083	10.7%
Optimist Club of Ellsworth	Ellsworth	25,277	19,182	6,095	2,694	44.2%	0	0	6,504	106.7%	5,336	87.5%	0	0.0%	1,168	19.2%
Optimist Club of St. Cloud	St. Cloud	2,348,978	1,931,857	417,121	188,652	45.2%	0	0	224,675	53.9%	94,039	22.5%	0	0.0%	130,636	31.3%
Osakis Economic Development Co	Osakis	1,303,685	1,081,505	222,180	117,556	52.9%	0	0	104,153	46.9%	47,750	21.5%	0	0.0%	56,403	25.4%
Osseo Firemens Relief Assoc	Osseo	1,885,264	1,599,584	285,680	140,197	49.1%	0	0	153,107	53.6%	61,000	21.4%	0	0.0%	92,107	32.2%
Osseo Lions Club	Osseo	2,131,695	1,822,027	309,668	126,493	40.8%	0	0	170,440	55.0%	61,960	20.0%	0	0.0%	108,480	35.0%
Osseo Maple Grove Basketball Ass	Maple Grove	213,441	173,975	39,466	18,558	47.0%	0	0	5,848	14.8%	0	0.0%	0	0.0%	5,848	14.8%
Osseo Maple Grove Hockey Assoc	Maple Grove	2,058,880	1,794,569	264,311	112,928	42.7%	0	0	115,943	43.9%	8,945	3.4%	0	0.0%	106,998	40.5%
Ostrander Lions	Ostrander	104,097	87,627	16,470	9,682	58.8%	0	0	9,798	59.5%	6,733	40.9%	0	0.0%	3,065	18.6%
Ottertail Lions Club	Ottertail	2,270,240	1,941,579	328,661	160,169	48.7%	0	0	157,323	47.9%	40,234	12.2%	0	0.0%	117,089	35.6%
Ottertail Rod & Gun Club	Ottertail	593,754	500,146	93,608	65,399	69.9%	0	0	35,356	37.8%	25,014	26.7%	0	0.0%	10,342	11.0%
Outing Chamber Of Commerce	Outing	633,312	479,140	154,172	95,744	62.1%	0	0	56,520	36.7%	43,715	28.4%	0	0.0%	12,805	8.3%
Owatonna Wrestling Assoc	Owatonna	468,079	362,145	105,934	66,946	63.2%	0	0	42,943	40.5%	35,500	33.5%	0	0.0%	7,443	7.0%
Owatonna Youth Hockey Assoc	Owatonna	875,351	725,301	150,050	67,091	44.7%	0	0	79,696	53.1%	52,315	34.9%	0	0.0%	27,381	18.2%
Owls 1200 Fraternal Bldg Assoc Cl	Duluth	82,806	69,975	12,831	11,527	89.8%	0	0	7,563	58.9%	2,396	18.7%	3,259	25.4%	1,908	14.9%
Palisade Fire Dept	Palisade	578,652	490,689	87,963	55,728	63.4%	0	0	34,658	39.4%	23,018	26.2%	0	0.0%	11,641	13.2%
Park Rapids Amateur Hockey Assoc	Park Rapids	1,005,079	867,131	137,948	93,404	67.7%	0	0	37,245	27.0%	3,000	2.2%	0	0.0%	34,245	24.8%
Parkers Prairie Sportsman Club	Parkers Prairie	768,141	659,420	108,721	56,714	52.2%	0	0	60,330	55.5%	41,900	38.5%	0	0.0%	18,430	17.0%
Parkway Little League Inc	St. Paul	1,203,538	1,018,189	185,349	93,016	50.2%	0	0	93,228	50.3%	39,548	21.3%	0	0.0%	53,680	29.0%
Paul Bunyan Nature Learning Cent	Brainerd	323,046	257,407	65,639	43,737	66.6%	0	0	20,042	30.5%	14,580	22.2%	0	0.0%	5,462	8.3%
Payne Arcade Business Assoc	St. Paul	206,382	150,004	56,378	47,863	84.9%	0	0	7,745	13.7%	1,010	1.8%	0	0.0%	6,735	11.9%
Paynesville New London Spicer Hd	Paynesville	684,114	546,907	137,207	69,574	50.7%	-100	0	85,625	62.4%	69,562	50.7%	0	0.0%	16,063	11.7%
Pearl Lake Recreation Club	Kimball	135,842	105,565	30,277	11,971	39.5%	0	0	19,578	64.7%	17,400	57.5%	0	0.0%	2,178	7.2%
Pelican Lakes Conservation Club	Pequot Lakes	1,043,234	806,000	237,235	154,211	65.0%	-2,917	0	90,716	38.2%	57,700	24.3%	0	0.0%	33,016	13.9%
Pemberton Firefighters Relief Ass	Pemberton	397,265	319,995	77,270	45,745	59.2%	0	0	42,012	54.4%	34,557	44.7%	0	0.0%	7,455	9.6%
Pengilly Booster Club	Pengilly	1,142,386	925,659	216,727	148,661	68.6%	0	0	75,999	35.1%	49,202	22.7%	0	0.0%	26,797	12.4%

Organization	City	Gross Receipts	Prizes	Net Receipts	ALLOWABLE EXPENSES			Capital Asset Improvements	LAWFUL PURPOSE EXPENDITURES							
					TOTAL	%	Reimb		TOTAL	%	Charitable	%	Other	%	Tax/Fee	%
Pequot Lakes Youth Hockey Assoc	Crosslake	1,044,292	849,883	194,409	95,547	49.1%	-326	0	108,558	55.8%	80,000	41.2%	0	0.0%	28,558	14.7%
Perham Athletic Assoc	Perham	183,432	148,100	35,332	24,675	69.8%	0	0	8,618	24.4%	5,031	14.2%	0	0.0%	3,587	10.2%
Perham Lions Club	Perham	461,421	359,928	101,493	52,858	52.1%	0	0	50,239	49.5%	43,267	42.6%	0	0.0%	6,972	6.9%
Piedmont Heights Hockey Assoc	Duluth	1,225,976	1,059,051	166,925	106,791	64.0%	-10,106	0	67,079	40.2%	16,000	9.6%	0	0.0%	51,079	30.6%
Pierz Fire Relief Assoc	Pierz	365,891	296,399	69,491	32,115	46.2%	0	0	31,163	44.8%	23,399	33.7%	0	0.0%	7,764	11.2%
Pierz Lions Club	Pierz	490,613	416,330	74,283	29,226	39.3%	0	0	40,926	55.1%	31,625	42.6%	0	0.0%	9,301	12.5%
Pillager Lions Club	Pillager	272,776	216,415	56,361	35,358	62.7%	0	0	18,084	32.1%	13,462	23.9%	0	0.0%	4,622	8.2%
Pine Center Sportsman Club	Brainerd	393,701	317,615	76,086	46,589	61.2%	2	0	28,409	37.3%	20,999	27.6%	0	0.0%	7,410	9.7%
Pine City Youth Hockey Assoc	Pine City	561,051	411,298	149,754	109,178	72.9%	0	0	23,976	16.0%	4,703	3.1%	0	0.0%	19,273	12.9%
Pine Island Volunteer Firemen's R	Pine Island	612,018	504,743	107,275	52,467	48.9%	0	0	79,374	74.0%	66,479	62.0%	0	0.0%	12,894	12.0%
Pioneer Booster Club	St. Paul	1,287,454	1,054,096	233,359	127,266	54.5%	0	0	102,031	43.7%	51,045	21.9%	0	0.0%	50,986	21.8%
Plainview Firemens Relief Associat	Plainview	348,350	277,010	71,340	38,580	54.1%	0	0	30,904	43.3%	24,744	34.7%	0	0.0%	6,160	8.6%
Plato Fire Relief Assoc	Plato	457,483	374,201	83,282	37,539	45.1%	0	0	43,520	52.3%	35,011	42.0%	0	0.0%	8,509	10.2%
Platte Lake Property Owners Assoc	Minnetrista	1,118,943	895,703	223,240	134,212	60.1%	0	0	96,504	43.2%	59,710	26.7%	0	0.0%	36,794	16.5%
Plummer Lions Club	Plummer	1,070,155	900,191	169,964	71,503	42.1%	0	0	108,637	63.9%	69,552	40.9%	0	0.0%	39,085	23.0%
Plymouth Lions Club Inc	Plymouth	2,767,214	2,289,028	478,186	212,286	44.4%	0	4,628	260,374	54.5%	97,098	20.3%	0	0.0%	163,276	34.1%
Pna Zagloba Lodge 1033	South St. Paul	251,843	192,802	59,041	48,294	81.8%	0	0	18,688	31.7%	13,309	22.5%	0	0.0%	5,379	9.1%
Pokegama Lake Association	Pine City	1,904,411	1,541,107	363,304	166,536	45.8%	0	38,291	176,521	48.6%	83,963	23.1%	0	0.0%	92,558	25.5%
Police Benevolent Association of R	Rochester	126,274	100,387	25,887	16,571	64.0%	0	0	11,431	44.2%	7,900	30.5%	0	0.0%	3,531	13.6%
Porter Firemans Relief Assoc	Porter	258,069	208,435	49,634	25,694	51.8%	0	0	25,551	51.5%	19,037	38.4%	0	0.0%	6,514	13.1%
Prairie Ecology Bus Center	Lakefield	1,527,815	1,275,125	252,690	131,026	51.9%	0	0	123,354	48.8%	51,265	20.3%	0	0.0%	72,089	28.5%
Prairie Playhouse Child Care Inc	Appleton	496,346	396,598	99,748	44,134	44.2%	0	0	39,343	39.4%	30,560	30.6%	0	0.0%	8,783	8.8%
Princeton Jaycees	Princeton	1,000,415	799,703	200,712	99,885	49.8%	0	0	59,601	29.7%	25,885	12.9%	0	0.0%	33,716	16.8%
Princeton Youth Hockey Assoc	Princeton	721,903	564,325	157,578	90,046	57.1%	0	0	73,458	46.6%	54,553	34.6%	0	0.0%	18,905	12.0%
Prior Lake Lions Club	Prior Lake	588,683	467,207	121,476	67,614	55.7%	0	0	54,136	44.6%	38,371	31.6%	0	0.0%	15,765	13.0%
Prior Lake Optimist Club	Prior Lake	757,819	624,257	133,562	75,280	56.4%	0	0	69,581	52.1%	49,935	37.4%	0	0.0%	19,646	14.7%
Prosperity Heights Booster Club	St. Paul	1,814,456	1,523,016	291,440	170,265	58.4%	0	0	119,948	41.2%	26,726	9.2%	0	0.0%	93,222	32.0%
Queen of Angels Church	Austin	126,785	107,019	19,766	4,525	22.9%	0	0	14,907	75.4%	12,500	63.2%	0	0.0%	2,407	12.2%
Rainy Lake Sportfishing Club	International Falls	439,907	360,609	79,298	51,058	64.4%	0	0	37,257	47.0%	27,445	34.6%	0	0.0%	9,812	12.4%
Ramsey Lions Club	Anoka	8,111,960	6,733,008	1,378,953	588,348	42.7%	0	0	760,536	55.2%	217,473	15.8%	0	0.0%	543,063	39.4%
Randall Lions Club	Randall	464,753	396,540	68,213	51,119	74.9%	0	0	24,436	35.8%	15,229	22.3%	0	0.0%	9,207	13.5%
Randolph Fire Dept Relief Assoc	Randolph	744,547	582,572	161,975	82,501	50.9%	0	0	88,891	54.9%	64,410	39.8%	0	0.0%	24,481	15.1%
Ranier Recreation Club	Ranier	250,208	209,264	40,944	21,348	52.1%	0	0	19,643	48.0%	15,400	37.6%	0	0.0%	4,243	10.4%
Reading Community Center	Reading	73,531	64,208	9,323	7,186	77.1%	0	0	5,156	55.3%	3,785	40.6%	0	0.0%	1,371	14.7%
Red Lake Falls Blue Line Club	Red Lake Falls	349,666	291,386	58,280	25,302	43.4%	0	0	27,754	47.6%	20,723	35.6%	0	0.0%	7,031	12.1%
Red Men Club	Red Wing	508,131	431,371	76,760	46,632	60.8%	0	0	33,326	43.4%	16,199	21.1%	6,646	8.7%	10,481	13.7%
Red Wing Wildlife League	Red Wing	298,535	244,075	54,460	37,136	68.2%	0	0	12,398	22.8%	6,092	11.2%	0	0.0%	6,306	11.6%
Redwood Area Hockey Assoc	Redwood Falls	345,006	276,843	68,163	25,963	38.1%	0	0	43,638	64.0%	34,850	51.1%	0	0.0%	8,788	12.9%
Remer Fire Relief Assoc	Remer	687,997	581,043	106,954	59,748	55.9%	0	0	64,421	60.2%	46,128	43.1%	0	0.0%	18,293	17.1%
Renville Lions Club	Renville	239,431	184,627	54,804	32,077	58.5%	0	0	26,485	48.3%	21,136	38.6%	0	0.0%	5,349	9.8%
Reservoir Riders	Duluth	408,111	325,699	82,412	56,030	68.0%	-1,802	22,491	14,793	17.9%	9,213	11.2%	0	0.0%	5,580	6.8%

Organization	City	Gross Receipts	Prizes	Net Receipts	ALLOWABLE EXPENSES			Capital Asset Improvements	LAWFUL PURPOSE EXPENDITURES							
					TOTAL	%	Reimb		TOTAL	%	Charitable	%	Other	%	Tax/Fee	%
Rice Area Sportsman Club	Rice	848,119	682,633	165,486	103,691	62.7%	0	0	100,970	61.0%	77,113	46.6%	0	0.0%	23,857	14.4%
Rice Lions Club	Rice	289,429	211,880	77,549	42,491	54.8%	0	500	32,235	41.6%	26,814	34.6%	0	0.0%	5,421	7.0%
Richmond Big Lake Aquatic Assoc	Richmond	88,734	67,874	20,860	12,352	59.2%	0	0	8,042	38.6%	5,199	24.9%	0	0.0%	2,843	13.6%
Richmond Firemens Relief Assoc	Richmond	243,622	199,899	43,723	26,497	60.6%	0	0	14,157	32.4%	9,483	21.7%	0	0.0%	4,674	10.7%
Richmond Lions Club	Richmond	557,120	453,261	103,859	56,924	54.8%	0	0	43,453	41.8%	32,836	31.6%	0	0.0%	10,617	10.2%
River Bend Nature Center	Faribault	748,658	580,551	168,108	71,533	42.6%	0	0	105,086	62.5%	88,531	52.7%	0	0.0%	16,555	9.8%
Riverview Lions Club	Minneapolis	1,445,901	1,125,723	320,178	204,351	63.8%	0	0	84,562	26.4%	7,841	2.4%	0	0.0%	76,721	24.0%
Rochester Juvenile Hockey Assoc	Rochester	2,476,059	1,886,413	589,646	390,623	66.2%	-20,850	0	221,585	37.6%	86,115	14.6%	0	0.0%	135,470	23.0%
Rochester Minnesota Amateur Spc	Rochester	1,000,399	812,677	187,722	114,298	60.9%	-2,979	0	85,034	45.3%	52,885	28.2%	0	0.0%	32,149	17.1%
Rochester Senior Center Foundati	Rochester	1,569,371	1,082,266	487,104	376,287	77.2%	0	0	139,841	28.7%	99,000	20.3%	0	0.0%	40,841	8.4%
Rock Creek Lions Club	Rock Creek	583,297	496,493	86,804	47,753	55.0%	0	0	38,694	44.6%	27,065	31.2%	0	0.0%	11,629	13.4%
Rockville Lions Club	Rockville	241,734	196,804	44,930	27,818	61.9%	0	0	15,595	34.7%	10,800	24.0%	0	0.0%	4,795	10.7%
Rocori Band Boosters Inc	Cold Spring	173,022	137,494	35,528	19,242	54.2%	0	0	12,747	35.9%	8,750	24.6%	0	0.0%	3,997	11.3%
Rocori Community Booster Club	Cold Spring	184,249	146,691	37,558	20,403	54.3%	0	-578	18,904	50.3%	13,681	36.4%	0	0.0%	5,223	13.9%
Rogers Firemans Relief Assoc	Rogers	1,889,312	1,571,369	317,943	155,357	48.9%	0	0	165,534	52.1%	70,000	22.0%	0	0.0%	95,534	30.0%
Rogers Lions Club	Rogers	191,145	148,186	42,959	26,202	61.0%	0	0	28,419	66.2%	25,000	58.2%	0	0.0%	3,419	8.0%
Rollingstone Fire Fighters Relief As	Rollingstone	738,117	581,910	156,207	77,241	49.4%	0	0	91,827	58.8%	71,436	45.7%	0	0.0%	20,391	13.1%
Rollingstone Jaycees	Rollingstone	116,042	94,001	22,041	15,142	68.7%	0	0	9,707	44.0%	7,713	35.0%	0	0.0%	1,994	9.0%
Rose Creek Firemens Relief Assoc	Rose Creek	144,499	109,647	34,852	17,856	51.2%	0	0	14,648	42.0%	12,600	36.2%	0	0.0%	2,048	5.9%
Rosemount Lions Club	Rosemount	404,638	328,270	76,368	44,473	58.2%	0	0	23,507	30.8%	15,340	20.1%	0	0.0%	8,167	10.7%
Roseville Area Youth Hockey Asso	Little Canada	3,148,991	2,277,237	871,754	504,647	57.9%	0	0	378,413	43.4%	270,885	31.1%	0	0.0%	107,528	12.3%
Rothsay Fire Dept Relief Assoc	Rothsay	363,134	291,923	71,211	33,515	47.1%	0	0	34,605	48.6%	20,817	29.2%	0	0.0%	13,788	19.4%
Royalton Firemens Relief Assoc	Royalton	1,071,636	871,874	199,762	108,382	54.3%	0	0	80,243	40.2%	39,496	19.8%	0	0.0%	40,747	20.4%
Rush City Jaycees	Rush City	1,302,805	1,091,672	211,133	124,637	59.0%	0	0	90,424	42.8%	28,516	13.5%	0	0.0%	61,908	29.3%
Rush City Lions Club	Rush City	155,641	120,427	35,214	19,715	56.0%	0	0	17,468	49.6%	15,305	43.5%	0	0.0%	2,163	6.1%
Rush City Sno Bugs	Rush City	656,998	521,277	135,721	69,115	50.9%	0	29,953	26,374	19.4%	12,703	9.4%	0	0.0%	13,671	10.1%
Rush Lake Improvement Assoc	Rush City	940,167	776,442	163,725	100,962	61.7%	0	0	50,575	30.9%	20,562	12.6%	0	0.0%	30,013	18.3%
Rushford Peterson Booster Club	Rushford	193,881	152,167	41,714	18,390	44.1%	0	0	23,911	57.3%	23,316	55.9%	0	0.0%	595	1.4%
Sacred Heart Fire Mens Relief Ass	Sacred Heart	321,227	261,449	59,778	33,963	56.8%	0	0	22,906	38.3%	17,900	29.9%	0	0.0%	5,006	8.4%
Sandstone Lions Club	Sandstone	339,665	277,664	62,001	36,090	58.2%	0	0	30,847	49.8%	24,883	40.1%	0	0.0%	5,964	9.6%
Santiago Lions Club Inc	Becker	259,079	206,901	52,178	18,516	35.5%	0	0	23,227	44.5%	17,447	33.4%	0	0.0%	5,780	11.1%
Sartell Youth Hockey	Sartell	778,814	587,135	191,679	89,360	46.6%	0	0	89,708	46.8%	67,744	35.3%	0	0.0%	21,964	11.5%
Sauk Centre Conservation Club	Sauk Centre	672,952	557,906	115,046	75,494	65.6%	0	0	48,217	41.9%	30,309	26.3%	0	0.0%	17,908	15.6%
Sauk Centre Fire Relief Assoc	Sauk Centre	678,726	565,482	113,244	61,590	54.4%	0	0	62,580	55.3%	47,000	41.5%	0	0.0%	15,580	13.8%
Sauk Centre Youth Hockey Assoc	Sauk Centre	997,037	831,281	165,756	72,311	43.6%	0	0	105,076	63.4%	71,947	43.4%	0	0.0%	33,129	20.0%
Sauk Rapids Baseball Assoc	Sauk Rapids	1,178,339	940,313	238,026	159,030	66.8%	0	0	85,370	35.9%	40,300	16.9%	0	0.0%	45,070	18.9%
Sauk Rapids Sportsman Club	Sauk Rapids	748,365	563,633	184,732	103,569	56.1%	0	0	74,376	40.3%	58,532	31.7%	0	0.0%	15,844	8.6%
Scandia Marine Lions Club	Scandia	70,311	53,191	17,120	9,593	56.0%	-97	0	9,425	55.1%	7,242	42.3%	0	0.0%	2,183	12.7%
Searles Baseball Assoc	New Ulm	200,570	151,294	49,276	27,191	55.2%	0	0	22,863	46.4%	19,490	39.6%	0	0.0%	3,373	6.8%
Second Harvest Northern Lakes Fo	Duluth	871,837	752,693	119,144	82,772	69.5%	0	891	40,726	34.2%	11,550	9.7%	0	0.0%	29,176	24.5%
Servicemens Club Inc	Sleepy Eye	148,240	115,455	32,785	16,055	49.0%	0	800	17,654	53.8%	10,343	31.5%	3,198	9.8%	4,113	12.5%

Organization	City	Gross Receipts	Prizes	Net Receipts	ALLOWABLE EXPENSES			Capital Asset Improvements	LAWFUL PURPOSE EXPENDITURES							
					TOTAL	%	Reimb		TOTAL	%	Charitable	%	Other	%	Tax/Fee	%
Sexual Assault Program of North S	Virginia	859,060	766,647	92,413	47,455	51.4%	0	0	40,803	44.2%	19,000	20.6%	0	0.0%	21,803	23.6%
Shafer Firemens Vol Benefit Assoc	Shafer	1,380,995	1,208,856	172,139	101,410	58.9%	0	0	77,059	44.8%	13,119	7.6%	0	0.0%	63,940	37.1%
Shako Valley Amateur Hockey Ass	Shakopee	573,375	469,891	103,484	68,099	65.8%	-2,350	0	45,431	43.9%	33,000	31.9%	0	0.0%	12,431	12.0%
Shakopee Lions Club	Shakopee	541,126	443,997	97,129	51,602	53.1%	0	0	45,149	46.5%	33,700	34.7%	0	0.0%	11,449	11.8%
Shakopee Rotary Club	Shakopee	1,033,189	859,451	173,738	116,879	67.3%	0	0	56,222	32.4%	23,871	13.7%	0	0.0%	32,351	18.6%
Shaokatan Sportsmen Club	Lake Benton	641,828	499,929	141,899	88,318	62.2%	0	0	50,702	35.7%	36,788	25.9%	0	0.0%	13,914	9.8%
Shrine Club Color Guard	Frazee	746,473	621,052	125,419	81,624	65.1%	0	0	47,963	38.2%	29,500	23.5%	0	0.0%	18,463	14.7%
Sibley Hockey Booster Club	Mendota Heights	3,027,787	2,478,965	548,822	218,504	39.8%	0	0	325,617	59.3%	151,128	27.5%	0	0.0%	174,489	31.8%
Silver Lake Lions Club	Silver Lake	644,647	517,105	127,542	51,096	40.1%	0	0	75,959	59.6%	60,868	47.7%	0	0.0%	15,090	11.8%
Ski Gull	Nisswa	311,404	239,557	71,847	62,984	87.7%	0	0	11,360	15.8%	6,000	8.4%	0	0.0%	5,360	7.5%
Slayton Volunteer Fire Dept Relief	Slayton	200,144	160,306	39,838	24,762	62.2%	-1,241	300	15,857	39.8%	11,880	29.8%	0	0.0%	3,977	10.0%
Sleepy Eye Arena Assoc	Sleepy Eye	344,730	282,607	62,122	29,335	47.2%	0	0	29,785	47.9%	23,134	37.2%	0	0.0%	6,651	10.7%
Sleepy Eye Hockey Assoc	Sleepy Eye	544,385	438,511	105,874	58,821	55.6%	0	37,000	23,495	22.2%	10,653	10.1%	0	0.0%	12,842	12.1%
Sobieski Lions Club	Swanville	587,326	489,193	98,133	47,479	48.4%	0	0	49,745	50.7%	36,200	36.9%	0	0.0%	13,545	13.8%
South Haven Firemens Relief Assoc	South Haven	967,640	795,350	172,290	96,934	56.3%	0	0	91,465	53.1%	60,250	35.0%	0	0.0%	31,215	18.1%
South Robert Street Business Assoc	West St. Paul	2,255,261	1,862,820	392,441	201,231	51.3%	0	0	200,037	51.0%	70,681	18.0%	0	0.0%	129,356	33.0%
South St. Paul Lions Club	South St. Paul	1,121,891	887,291	234,600	111,717	47.6%	0	0	113,915	48.6%	73,195	31.2%	0	0.0%	40,720	17.4%
South St. Paul Youth Hockey ASSO	South St. Paul	1,325,635	1,113,425	212,210	115,675	54.5%	0	0	94,901	44.7%	38,008	17.9%	0	0.0%	56,893	26.8%
Southwest Hockey Assoc	Minneapolis	2,561,491	2,051,618	509,874	305,877	60.0%	0	0	204,588	40.1%	64,000	12.6%	0	0.0%	140,588	27.6%
Spring Grove Commercial Club	Spring Grove	383,988	310,461	73,527	22,582	30.7%	0	0	47,894	65.1%	40,900	55.6%	0	0.0%	6,994	9.5%
Spring Hill Recreation Club	Melrose	208,217	173,302	34,915	17,580	50.4%	0	0	13,459	38.5%	9,434	27.0%	0	0.0%	4,025	11.5%
Spring Lake Park District 16 Youth	Blaine	2,543,831	2,041,576	502,256	232,862	46.4%	0	0	285,082	56.8%	144,365	28.7%	0	0.0%	140,717	28.0%
Spring Lake Park Lions Club	Spring Lake Park	7,604,559	6,243,288	1,361,271	874,332	64.2%	0	0	471,855	34.7%	128,775	9.5%	0	0.0%	343,080	25.2%
Spring Valley Area Ambulance Ass	Spring Valley	599,318	498,504	100,814	63,822	63.3%	0	0	47,321	46.9%	36,877	36.6%	0	0.0%	10,444	10.4%
St Cloud Noon Optimist Club Inc	Kimball	423,554	331,683	91,871	60,687	66.1%	0	0	28,246	30.7%	19,832	21.6%	0	0.0%	8,414	9.2%
St Hilaire Community Club	St. Hilaire	303,839	244,548	59,291	31,032	52.3%	0	0	30,444	51.3%	24,774	41.8%	0	0.0%	5,670	9.6%
St Katherine Ukrainian Orthodox C	Arden Hills	2,260,527	1,665,146	595,381	377,023	63.3%	0	0	236,066	39.6%	184,714	31.0%	0	0.0%	51,352	8.6%
St. Charles Firemens Relief Associ	St. Charles	284,074	223,082	60,992	33,018	54.1%	0	0	29,248	48.0%	23,250	38.1%	0	0.0%	5,998	9.8%
St. Clair Fire Relief Assoc	St. Clair	290,858	235,702	55,156	38,517	69.8%	0	0	39,879	72.3%	36,550	66.3%	0	0.0%	3,329	6.0%
St. Cloud All-City High School Ban	St. Cloud	465,651	350,811	114,840	59,298	51.6%	0	0	52,353	45.6%	39,370	34.3%	0	0.0%	12,983	11.3%
St. Cloud Area Golden Gloves Box	St. Cloud	955,026	768,262	186,764	118,582	63.5%	0	0	75,889	40.6%	47,975	25.7%	0	0.0%	27,914	14.9%
St. Cloud Lions Club	St. Cloud	1,585,981	1,262,221	323,760	158,361	48.9%	0	51,000	116,590	36.0%	38,164	11.8%	0	0.0%	78,426	24.2%
St. Cloud Shrine Club	St. Cloud	113,183	87,687	25,496	16,324	64.0%	0	0	32,765	128.5%	30,440	119.4%	0	0.0%	2,325	9.1%
St. Francis Lions Club	St. Francis	2,640,820	2,239,322	401,498	242,362	60.4%	-1,939	0	195,582	48.7%	43,470	10.8%	0	0.0%	152,112	37.9%
St. Francis Youth Hockey Assoc	St. Francis	2,081,748	1,687,819	393,929	250,704	63.6%	-33,481	0	173,274	44.0%	61,283	15.6%	0	0.0%	111,991	28.4%
St. James Lions Club	St. James	72,408	52,788	19,620	11,355	57.9%	0	0	10,103	51.5%	8,931	45.5%	0	0.0%	1,172	6.0%
St. Joseph Jaycees	St. Joseph	481,396	396,595	84,801	39,630	46.7%	0	0	65,891	77.7%	53,159	62.7%	0	0.0%	12,732	15.0%
St. Joseph Lions Club	St. Joseph	204,197	160,391	43,806	24,413	55.7%	0	0	14,584	33.3%	9,500	21.7%	0	0.0%	5,084	11.6%
St. Joseph Recreational Assoc	St. Joseph	65,753	52,480	13,273	10,698	80.6%	0	0	1,283	9.7%	405	3.1%	0	0.0%	878	6.6%
St. Louis Park Hockey Boosters As	Edina	2,794,181	2,342,494	451,687	177,483	39.3%	0	0	276,519	61.2%	115,930	25.7%	0	0.0%	160,590	35.6%
St. Martin Commercial Club	St. Martin	232,816	187,017	45,799	16,872	36.8%	0	0	32,541	71.1%	26,161	57.1%	0	0.0%	6,380	13.9%

Organization	City	Gross Receipts	Prizes	Net Receipts	ALLOWABLE EXPENSES			Capital Asset Improvements	LAWFUL PURPOSE EXPENDITURES							
					TOTAL	%	Reimb		TOTAL	%	Charitable	%	Other	%	Tax/Fee	%
St. Mathias Parks & Recreation	Fort Ripley	326,651	262,654	63,997	36,363	56.8%	0	0	21,610	33.8%	15,978	25.0%	0	0.0%	5,633	8.8%
St. Paul Fire Fighters Local 21 Ben	St. Paul	1,795,130	1,463,660	331,470	228,177	68.8%	0	0	122,246	36.9%	23,256	7.0%	0	0.0%	98,990	29.9%
St. Paul Midway Lions Club Found	St. Paul	1,786,309	1,393,780	392,529	255,078	65.0%	0	0	149,603	38.1%	51,212	13.0%	0	0.0%	98,391	25.1%
St. Paul Park Newport Lions Club	Newport	2,913,293	2,381,560	531,733	252,360	47.5%	-373	0	278,897	52.5%	104,120	19.6%	0	0.0%	174,777	32.9%
St. Paul Wrestling Club	Minneapolis	1,479,034	1,171,690	307,344	164,622	53.6%	0	0	140,094	45.6%	63,145	20.5%	0	0.0%	76,949	25.0%
St. Peter Red Men Club	St. Peter	1,249,821	1,001,875	247,946	148,250	59.8%	0	0	103,943	41.9%	41,123	16.6%	11,857	4.8%	50,963	20.6%
St. Rosa Jaycees	Freeport	494,053	407,528	86,525	36,995	42.8%	0	0	39,847	46.1%	31,829	36.8%	0	0.0%	8,018	9.3%
St. Stephen Firefighters Relief Ass	St. Stephen	307,700	242,348	65,352	35,365	54.1%	0	0	25,743	39.4%	19,148	29.3%	0	0.0%	6,595	10.1%
St. Wendel Athletic Assoc	Avon	148,295	118,644	29,651	16,631	56.1%	0	0	10,200	34.4%	7,610	25.7%	0	0.0%	2,590	8.7%
Stacy Lent Fire Relief Assoc	Stacy	1,304,875	1,067,805	237,070	106,334	44.9%	0	500	138,168	58.3%	80,500	34.0%	0	0.0%	57,668	24.3%
Stacy Lions Club	Stacy	536,997	432,521	104,476	57,168	54.7%	0	500	44,802	42.9%	31,154	29.8%	447	0.4%	13,201	12.6%
Staples Lions Club	Staples	758,493	638,246	120,247	59,106	49.2%	0	0	58,350	48.5%	38,928	32.4%	0	0.0%	19,422	16.2%
Starbuck Jaycees	Starbuck	493,072	420,936	72,136	64,881	89.9%	0	0	13,270	18.4%	4,218	5.8%	0	0.0%	9,052	12.5%
Steele County Snowmobile Trail As	Bloomington	1,096,975	913,104	183,871	90,344	49.1%	0	28,923	68,636	37.3%	4,500	2.4%	0	0.0%	64,136	34.9%
Stephen Argyle Booster Club	Argyle	576,027	487,940	88,087	40,261	45.7%	0	0	50,403	57.2%	37,310	42.4%	0	0.0%	13,093	14.9%
Stewart Lions Club	Stewart	873,747	746,573	127,174	68,129	53.6%	0	0	59,415	46.7%	34,431	27.1%	0	0.0%	24,984	19.6%
Stewartville Fire Relief Assoc	Stewartville	755,607	616,520	139,087	76,678	55.1%	0	0	63,265	45.5%	43,101	31.0%	0	0.0%	20,164	14.5%
Stockton Area Promotional Group	Stockton	786,580	616,877	169,703	82,106	48.4%	0	0	122,751	72.3%	104,947	61.8%	0	0.0%	17,805	10.5%
Sturgeon Lake Lions Club	Sturgeon Lake	636,878	539,750	97,128	51,525	53.0%	0	0	47,383	48.8%	30,916	31.8%	0	0.0%	16,467	17.0%
Suburban Law Enforcement Assoc	Roseville	375,645	286,174	89,471	84,213	94.1%	-7,232	0	34,115	38.1%	22,646	25.3%	0	0.0%	11,469	12.8%
Swanville Lions Club	Swanville	593,134	470,211	122,923	57,308	46.6%	0	0	67,441	54.9%	54,064	44.0%	0	0.0%	13,377	10.9%
Tamarack Sno Flyers Inc	Tamarack	1,533,453	1,257,040	276,413	138,691	50.2%	0	0	121,568	44.0%	53,992	19.5%	0	0.0%	67,576	24.4%
Tapemark Charity Pro-Am Golf Tou	West St. Paul	4,947,811	3,756,306	1,191,505	753,410	63.2%	0	0	423,824	35.6%	246,918	20.7%	0	0.0%	176,906	14.8%
Tartan Area Youth Hockey Assoc	Oakdale	4,066,592	3,340,600	725,992	315,474	43.5%	0	0	424,616	58.5%	170,000	23.4%	0	0.0%	254,616	35.1%
Taylors Falls Fire Dept Relief Asso	Taylors Falls	346,774	288,872	57,902	46,872	81.0%	0	0	17,983	31.1%	12,365	21.4%	0	0.0%	5,618	9.7%
The Crossing Arts Alliance	Brainerd	466,730	367,774	98,956	41,418	41.9%	0	0	47,394	47.9%	38,250	38.7%	0	0.0%	9,144	9.2%
The Oakdale Athletic Association	Oakdale	526,847	420,565	106,282	65,874	62.0%	0	0	15,288	14.4%	4,139	3.9%	0	0.0%	11,149	10.5%
Thief River Falls Amateur Hockey /	Thief River Falls	1,747,785	1,424,391	323,394	144,578	44.7%	0	0	186,476	57.7%	104,116	32.2%	0	0.0%	82,360	25.5%
Todd Area Trail Assoc	Browerville	1,150,211	954,975	195,236	106,642	54.6%	0	17,308	57,693	29.6%	15,728	8.1%	0	0.0%	41,965	21.5%
Tower Firemens Relief Assoc	Tower	539,818	444,813	95,005	58,769	61.9%	0	0	33,773	35.5%	22,663	23.9%	0	0.0%	11,110	11.7%
Tri Lake Sportsmens Club	Lonsdale	792,340	645,417	146,923	79,460	54.1%	0	0	78,374	53.3%	57,512	39.1%	0	0.0%	20,863	14.2%
Truman Baseball Softball Associati	Truman	288,233	237,724	50,509	25,110	49.7%	0	0	39,930	79.1%	34,447	68.2%	0	0.0%	5,483	10.9%
TSE Inc	Roseville	1,106,160	910,831	195,329	128,490	65.8%	-6,220	0	61,719	31.6%	17,500	9.0%	0	0.0%	44,219	22.6%
Turn In Poachers Chapt Ottertail	Detroit Lakes	2,904,467	2,347,357	557,110	361,450	64.9%	0	0	201,690	36.2%	56,382	10.1%	0	0.0%	145,308	26.1%
Two Harbors Youth Hockey Associ	Two Harbors	511,308	431,214	80,094	44,387	55.4%	0	0	23,984	29.9%	13,615	17.0%	0	0.0%	10,369	12.9%
Ulen Fire Dept Relief Assoc	Ulen	205,067	177,881	27,186	13,861	51.0%	0	0	10,477	38.5%	5,750	21.2%	0	0.0%	4,727	17.4%
Underwood Lions Club	Underwood	379,069	307,888	71,182	43,409	61.0%	0	0	22,695	31.9%	13,805	19.4%	0	0.0%	8,890	12.5%
Union Center Inc	Albert Lea	404,303	324,213	80,090	39,464	49.3%	0	0	21,665	27.1%	3,941	4.9%	8,831	11.0%	8,894	11.1%
United Arts of Central Minnesota	St. Cloud	1,439,269	1,070,987	368,282	283,208	76.9%	-30,039	0	138,955	37.7%	103,000	28.0%	0	0.0%	35,955	9.8%
Upper Red Lake Area Assoc	Waskish	773,032	652,480	120,552	66,727	55.4%	0	0	52,795	43.8%	31,751	26.3%	0	0.0%	21,044	17.5%
Upsala Lions Club	Upsala	653,754	554,525	99,229	47,327	47.7%	0	0	55,842	56.3%	38,778	39.1%	0	0.0%	17,064	17.2%

Organization	City	Gross Receipts	Prizes	Net Receipts	ALLOWABLE EXPENSES			Capital Asset Improvements	LAWFUL PURPOSE EXPENDITURES							
					TOTAL	%	Reimb		TOTAL	%	Charitable	%	Other	%	Tax/Fee	%
Urbank Lions Club	Garfield	284,446	236,556	47,890	26,205	54.7%	0	0	28,434	59.4%	21,926	45.8%	0	0.0%	6,508	13.6%
Vadnais Heights Firefighters Relief	Vadnais Heights	2,579,831	2,173,977	405,855	215,754	53.2%	0	0	180,834	44.6%	41,780	10.3%	0	0.0%	139,054	34.3%
Vadnais Heights Lions Club	Vadnais Heights	1,795,451	1,475,893	319,558	195,909	61.3%	0	0	123,611	38.7%	37,313	11.7%	0	0.0%	86,298	27.0%
Valley Crest Riders Snowmobile C	Rushford	170,123	130,366	39,757	20,118	50.6%	0	800	5,465	13.7%	750	1.9%	0	0.0%	4,715	11.9%
Valley Golf Assoc	East Grand Forks	648,195	546,425	101,770	70,849	69.6%	0	0	27,757	27.3%	12,550	12.3%	0	0.0%	15,207	14.9%
Verndale Lions Club	Verndale	310,870	259,169	51,701	19,844	38.4%	0	0	23,775	46.0%	17,367	33.6%	0	0.0%	6,408	12.4%
Vernon Center Fire Relief Assoc	Vernon Center	86,825	66,085	20,740	9,236	44.5%	0	0	8,743	42.2%	7,050	34.0%	0	0.0%	1,693	8.2%
Veseli Jaycees	Veseli	515,644	424,667	90,975	47,268	52.0%	0	0	44,008	48.4%	33,426	36.7%	0	0.0%	10,582	11.6%
Veterans Club Onamia	Onamia	698,257	560,876	137,381	68,035	49.5%	0	0	61,879	45.0%	28,956	21.1%	15,370	11.2%	17,552	12.8%
VFW Post 10796	Ham Lake	1,055,971	853,727	202,244	108,403	53.6%	0	0	85,548	42.3%	9,087	4.5%	44,318	21.9%	32,143	15.9%
VFW Post 1112	Little Falls	625,406	480,005	145,401	86,964	59.8%	0	9,198	54,530	37.5%	5,155	3.5%	35,324	24.3%	14,051	9.7%
VFW Post 1140	Long Prairie	557,985	468,532	89,453	56,321	63.0%	0	0	59,783	66.8%	23,133	25.9%	24,997	27.9%	11,652	13.0%
VFW Post 1210	Hastings	521,051	438,432	82,619	56,655	68.6%	0	0	24,739	29.9%	1,715	2.1%	11,420	13.8%	11,605	14.0%
VFW Post 1215	Rochester	1,703,687	1,382,241	321,446	203,777	63.4%	0	3,500	133,866	41.6%	38,573	12.0%	11,057	3.4%	84,236	26.2%
VFW Post 1216	Austin	1,086,939	896,692	190,247	106,591	56.0%	0	0	87,149	45.8%	37,320	19.6%	13,877	7.3%	35,952	18.9%
VFW Post 1223	Moorhead	1,385,925	1,128,196	257,729	151,626	58.8%	0	0	106,448	41.3%	24,624	9.6%	37,318	14.5%	44,506	17.3%
VFW Post 1223 Aux	Moorhead	1,001,706	822,336	179,370	122,090	68.1%	0	0	56,032	31.2%	36,750	20.5%	0	0.0%	19,282	10.8%
VFW Post 1287	Winona	915,947	763,231	152,716	77,862	51.0%	0	2,683	74,903	49.0%	25,930	17.0%	16,232	10.6%	32,741	21.4%
VFW Post 1296	Bloomington	1,496,259	1,194,017	302,242	147,133	48.7%	0	0	128,547	42.5%	12,730	4.2%	43,795	14.5%	72,023	23.8%
VFW Post 1350	North St. Paul	1,385,065	1,099,343	285,722	159,327	55.8%	0	3,567	131,020	45.9%	20,382	7.1%	60,743	21.3%	49,895	17.5%
VFW Post 1403	Benson	1,168,630	980,515	188,115	97,022	51.6%	0	0	83,954	44.6%	22,762	12.1%	15,901	8.5%	45,291	24.1%
VFW Post 141	Kenyon	108,103	84,169	23,934	17,217	71.9%	0	0	10,835	45.3%	5,146	21.5%	3,665	15.3%	2,024	8.5%
VFW Post 1562	Faribault	324,083	249,494	74,589	30,518	40.9%	0	0	52,371	70.2%	16,634	22.3%	27,246	36.5%	8,491	11.4%
VFW Post 1639	Willmar	917,343	755,296	162,047	80,919	49.9%	0	0	75,594	46.6%	18,176	11.2%	27,878	17.2%	29,540	18.2%
VFW Post 1642	Waseca	1,219,022	967,160	251,862	177,997	70.7%	0	500	77,358	30.7%	19,107	7.6%	20,720	8.2%	37,531	14.9%
VFW Post 1647	Brainerd	400,055	331,662	68,393	33,637	49.2%	0	500	32,629	47.7%	10,432	15.3%	14,431	21.1%	7,766	11.4%
VFW Post 1656	Madison	128,507	107,703	20,805	16,756	80.5%	0	0	6,877	33.1%	2,625	12.6%	2,289	11.0%	1,962	9.4%
VFW Post 1676	Detroit Lakes	1,112,281	930,051	182,230	115,710	63.5%	0	0	77,068	42.3%	10,870	6.0%	35,495	19.5%	30,703	16.8%
VFW Post 1720	Grand Rapids	451,534	368,779	82,755	49,803	60.2%	0	0	34,478	41.7%	8,254	10.0%	16,162	19.5%	10,061	12.2%
VFW Post 1757	Cook	358,602	283,926	74,676	33,583	45.0%	0	0	46,410	62.1%	28,222	37.8%	8,319	11.1%	9,869	13.2%
VFW Post 1778	Wells	208,429	162,036	46,393	28,200	60.8%	0	0	22,857	49.3%	2,275	4.9%	15,738	33.9%	4,844	10.4%
VFW Post 1782	White Bear Lake	1,845,473	1,497,196	348,277	208,476	59.9%	0	0	168,091	48.3%	29,974	8.6%	36,552	10.5%	101,565	29.2%
VFW Post 1783	Young America	605,349	522,658	82,691	42,966	52.0%	0	0	37,869	45.8%	25,497	30.8%	0	0.0%	12,372	15.0%
VFW Post 1791	Chaska	1,008,672	841,116	167,556	93,951	56.1%	-86	0	85,588	51.1%	25,272	15.1%	24,209	14.4%	36,107	21.5%
VFW Post 1802 Wabasha County	Zumbro Falls	6,368	2,000	4,368	1,063	24.3%	-2,268	0	12,545	287.2%	1,705	39.0%	8,059	184.5%	2,781	63.7%
VFW Post 1816	Garrison	851,394	697,082	154,312	96,027	62.2%	0	0	59,463	38.5%	26,040	16.9%	14,151	9.2%	19,272	12.5%
VFW Post 1825	Belgrade	192,067	143,642	48,425	24,628	50.9%	0	0	25,398	52.4%	2,500	5.2%	18,718	38.7%	4,180	8.6%
VFW Post 1902	Crookston	1,673,940	1,417,167	256,774	159,485	62.1%	0	0	113,116	44.1%	24,187	9.4%	22,164	8.6%	66,765	26.0%
VFW Post 1914	St. James	587,825	467,755	120,070	49,993	41.6%	0	0	75,339	62.7%	36,849	30.7%	25,315	21.1%	13,175	11.0%
VFW Post 210	Lakeville	281,056	212,718	68,338	36,058	52.8%	0	0	35,296	51.6%	3,679	5.4%	24,776	36.3%	6,841	10.0%
VFW Post 230	Columbia Heights	1,410,639	1,095,442	315,197	216,156	68.6%	0	0	143,180	45.4%	56,435	17.9%	23,097	7.3%	63,648	20.2%

Organization	City	Gross Receipts	Prizes	Net Receipts	ALLOWABLE EXPENSES			Capital Asset Improvements	LAWFUL PURPOSE EXPENDITURES							
					TOTAL	%	Reimb		TOTAL	%	Charitable	%	Other	%	Tax/Fee	%
VFW Post 246	Minneapolis	530,008	439,465	90,543	64,470	71.2%	0	0	23,837	26.3%	4,624	5.1%	4,000	4.4%	15,213	16.8%
VFW Post 2553	Redwood Falls	317,033	258,913	58,120	32,979	56.7%	0	0	24,492	42.1%	17,208	29.6%	0	0.0%	7,284	12.5%
VFW Post 2717	Ely	95,309	79,813	15,496	11,957	77.2%	0	0	2,831	18.3%	200	1.3%	0	0.0%	2,631	17.0%
VFW Post 2735	Isanti	1,250,770	1,042,714	208,055	108,828	52.3%	0	0	102,292	49.2%	8,551	4.1%	42,033	20.2%	51,708	24.9%
VFW Post 2793	Thief River Falls	1,394,487	1,167,789	226,698	142,027	62.7%	0	7,560	83,559	36.9%	26,898	11.9%	8,378	3.7%	48,283	21.3%
VFW Post 2818	Litchfield	429,776	329,648	100,128	61,330	61.3%	0	1,796	31,336	31.3%	9,899	9.9%	11,264	11.2%	10,173	10.2%
VFW Post 2948	International Falls	1,175,073	946,662	228,411	138,714	60.7%	0	0	98,679	43.2%	35,533	15.6%	16,399	7.2%	46,748	20.5%
VFW Post 295	South St. Paul	1,308,414	1,026,215	282,200	159,002	56.3%	0	0	145,952	51.7%	29,867	10.6%	64,946	23.0%	51,139	18.1%
VFW Post 2980	Ivanhoe	123,220	94,252	28,968	18,022	62.2%	0	0	12,972	44.8%	10,503	36.3%	0	0.0%	2,469	8.5%
VFW Post 323	Oak Park Heights	539,995	449,395	90,600	72,586	80.1%	-14,755	0	41,244	45.5%	4,575	5.0%	26,365	29.1%	10,304	11.4%
VFW Post 3289	New York Mills	873,755	705,195	168,560	116,414	69.1%	0	0	104,365	61.9%	67,747	40.2%	16,850	10.0%	19,768	11.7%
VFW Post 363	Fridley	1,887,669	1,571,313	316,355	205,730	65.0%	0	0	136,422	43.1%	19,941	6.3%	40,290	12.7%	76,190	24.1%
VFW Post 3723	Owatonna	1,157,080	932,605	224,475	120,877	53.8%	0	0	121,605	54.2%	58,673	26.1%	20,581	9.2%	42,350	18.9%
VFW Post 380	Montevideo	1,138,108	971,668	166,440	81,095	48.7%	0	0	85,514	51.4%	20,725	12.5%	18,905	11.4%	45,884	27.6%
VFW Post 3817	East Grand Forks	3,202,649	2,705,776	496,873	291,458	58.7%	0	0	213,996	43.1%	34,377	6.9%	19,587	3.9%	160,032	32.2%
VFW Post 3828	Kennedy	252,249	213,478	38,771	26,692	68.8%	0	0	14,299	36.9%	4,625	11.9%	3,349	8.6%	6,325	16.3%
VFW Post 3839	Jenkins	686,621	530,818	155,803	106,665	68.5%	-3,610	0	79,992	51.3%	38,735	24.9%	26,777	17.2%	14,480	9.3%
VFW Post 3869	Northome	912,283	765,027	147,256	107,140	72.8%	0	0	52,640	35.7%	23,378	15.9%	828	0.6%	28,434	19.3%
VFW Post 3915	Brooklyn Park	1,838,549	1,542,860	295,689	156,743	53.0%	0	0	143,173	48.4%	6,704	2.3%	45,675	15.4%	90,794	30.7%
VFW Post 3922	Wadena	695,506	579,657	115,849	85,238	73.6%	0	0	21,551	18.6%	3,298	2.8%	0	0.0%	18,253	15.8%
VFW Post 3964	Ortonville	77,281	61,357	15,924	7,259	45.6%	0	0	10,403	65.3%	2,692	16.9%	5,822	36.6%	1,889	11.9%
VFW Post 3979	Cloquet	427,724	361,068	66,656	35,636	53.5%	0	500	29,922	44.9%	13,808	20.7%	6,341	9.5%	9,773	14.7%
VFW Post 4046	Shakopee	1,469,705	1,230,444	239,261	138,874	58.0%	0	0	102,996	43.0%	1,919	0.8%	32,698	13.7%	68,379	28.6%
VFW Post 4086	Wabasha	675,591	545,234	130,357	71,675	55.0%	0	0	51,218	39.3%	20,336	15.6%	13,368	10.3%	17,514	13.4%
VFW Post 4114	Spring Valley	207,905	164,529	43,376	25,006	57.6%	0	0	20,913	48.2%	6,680	15.4%	6,803	15.7%	7,431	17.1%
VFW Post 4210	Forest Lake	1,257,213	944,381	312,831	125,732	40.2%	0	0	134,083	42.9%	26,094	8.3%	59,730	19.1%	48,258	15.4%
VFW Post 425	Hopkins	3,045,376	2,545,001	500,375	225,396	45.0%	0	0	277,024	55.4%	25,640	5.1%	57,998	11.6%	193,386	38.6%
VFW Post 428	St. Cloud	759,164	576,271	182,894	101,997	55.8%	0	0	103,167	56.4%	27,146	14.8%	59,494	32.5%	16,527	9.0%
VFW Post 4393	Northfield	686,270	546,540	139,730	49,610	35.5%	0	16,557	53,650	38.4%	26,789	19.2%	10,797	7.7%	16,064	11.5%
VFW Post 4452	Cannon Falls	190,202	145,487	44,715	19,848	44.4%	0	0	12,064	27.0%	3,405	7.6%	3,860	8.6%	4,799	10.7%
VFW Post 4582	Starbuck	719,232	577,760	141,472	92,747	65.6%	0	1,335	57,510	40.7%	24,840	17.6%	14,645	10.4%	18,025	12.7%
VFW Post 4743	Lakefield	61,717	47,630	14,087	9,594	68.1%	-1,419	0	8,684	61.6%	3,202	22.7%	3,046	21.6%	2,436	17.3%
VFW Post 4847	St. Cloud	1,072,427	847,328	225,099	109,672	48.7%	0	0	133,878	59.5%	26,542	11.8%	64,334	28.6%	43,002	19.1%
VFW Post 4930	Warroad	367,724	312,981	54,742	39,562	72.3%	0	0	18,237	33.3%	9,751	17.8%	900	1.6%	7,586	13.9%
VFW Post 494	Crystal	3,643,694	3,006,629	637,065	240,253	37.7%	0	0	392,083	61.5%	101,914	16.0%	79,298	12.4%	210,871	33.1%
VFW Post 4955	Appleton	506,210	416,682	89,528	40,516	45.3%	0	22,473	45,424	50.7%	19,440	21.7%	14,248	15.9%	11,736	13.1%
VFW Post 5102	Glencoe	364,187	290,800	73,383	43,070	58.7%	0	0	45,060	61.4%	12,905	17.6%	22,781	31.0%	9,375	12.8%
VFW Post 5115	Ulen	383,215	335,911	47,304	25,608	54.1%	0	0	19,805	41.9%	3,212	6.8%	8,487	17.9%	8,107	17.1%
VFW Post 5247	Dawson	157,181	122,669	34,512	19,379	56.2%	0	0	14,423	41.8%	993	2.9%	9,438	27.3%	3,992	11.6%
VFW Post 5252	Pelican Rapids	1,885,059	1,633,866	251,193	128,528	51.2%	0	0	123,048	49.0%	12,728	5.1%	10,201	4.1%	100,119	39.9%
VFW Post 5252 Aux	Pelican Rapids	104,264	80,609	23,655	16,763	70.9%	-79	0	12,745	53.9%	9,930	42.0%	0	0.0%	2,815	11.9%

Organization	City	Gross Receipts	Prizes	Net Receipts	ALLOWABLE EXPENSES			Capital Asset Improvements	LAWFUL PURPOSE EXPENDITURES							
					TOTAL	%	Reimb		TOTAL	%	Charitable	%	Other	%	Tax/Fee	%
VFW Post 5460	Watkins	402,748	328,849	73,899	46,028	62.3%	0	0	37,160	50.3%	29,782	40.3%	603	0.8%	6,775	9.2%
VFW Post 5462	Waconia	246,132	199,990	46,142	28,905	62.6%	0	0	23,744	51.5%	8,671	18.8%	8,669	18.8%	6,404	13.9%
VFW Post 5518	Elk River	1,982,991	1,672,829	310,162	139,277	44.9%	0	0	173,162	55.8%	58,238	18.8%	0	0.0%	114,924	37.1%
VFW Post 5555	Richfield	1,566,173	1,216,299	349,874	147,942	42.3%	0	0	205,691	58.8%	33,527	9.6%	98,356	28.1%	73,808	21.1%
VFW Post 5727	Zumbrota	368,247	287,120	81,126	29,138	35.9%	0	14,581	34,600	42.7%	3,882	4.8%	18,029	22.2%	12,689	15.6%
VFW Post 6031	Arlington	48,363	38,334	10,029	7,468	74.5%	0	0	2,454	24.5%	1,483	14.8%	0	0.0%	971	9.7%
VFW Post 612	Fergus Falls	1,526,901	1,201,556	325,345	188,010	57.8%	0	4,160	125,654	38.6%	43,314	13.3%	21,997	6.8%	60,343	18.5%
VFW Post 6204	Silver Bay	339,904	273,524	66,380	42,492	64.0%	0	0	34,380	51.8%	24,934	37.6%	1,672	2.5%	7,774	11.7%
VFW Post 6206	Menahga	550,849	454,913	95,936	52,318	54.5%	0	0	43,138	45.0%	11,946	12.5%	18,602	19.4%	12,590	13.1%
VFW Post 6208	Prior Lake	424,284	334,249	90,035	61,339	68.1%	0	0	35,942	39.9%	5,940	6.6%	21,455	23.8%	8,547	9.5%
VFW Post 6316	Blaine	1,774,045	1,417,249	356,796	203,496	57.0%	0	0	156,006	43.7%	7,865	2.2%	56,776	15.9%	91,365	25.6%
VFW Post 6587	Spring Lake Park	1,927,180	1,609,850	317,330	137,449	43.3%	0	0	180,279	56.8%	22,987	7.2%	76,649	24.2%	80,643	25.4%
VFW Post 6690	Mendota	960,260	801,247	159,013	104,074	65.4%	0	0	69,445	43.7%	9,230	5.8%	14,130	8.9%	46,085	29.0%
VFW Post 6843 Aux	Princeton	378,346	299,254	79,092	51,110	64.6%	0	0	26,973	34.1%	21,524	27.2%	0	0.0%	5,450	6.9%
VFW Post 6891	McIntosh	334,726	284,065	50,661	31,607	62.4%	0	0	20,930	41.3%	11,424	22.5%	2,639	5.2%	6,867	13.6%
VFW Post 6992	Sauk Rapids	892,886	700,600	192,287	87,360	45.4%	0	0	105,064	54.6%	36,299	18.9%	38,933	20.2%	29,832	15.5%
VFW Post 7050	Melrose	295,928	246,885	49,043	30,693	62.6%	0	0	18,491	37.7%	8,213	16.7%	4,204	8.6%	6,075	12.4%
VFW Post 7051	Golden Valley	2,873,188	2,328,091	545,097	202,723	37.2%	0	0	296,402	54.4%	19,723	3.6%	85,454	15.7%	191,225	35.1%
VFW Post 723	Baudette	299,518	250,128	49,390	38,455	77.9%	0	0	25,519	51.7%	7,758	15.7%	10,747	21.8%	7,014	14.2%
VFW Post 7266	New Auburn	285,552	207,808	77,744	51,051	65.7%	0	1,123	28,316	36.4%	17,837	22.9%	4,173	5.4%	6,306	8.1%
VFW Post 7555	Roseville	1,504,925	1,217,499	287,426	155,796	54.2%	0	6,774	123,201	42.9%	7,693	2.7%	39,357	13.7%	76,151	26.5%
VFW Post 7557	Ada	184,613	150,573	34,040	16,251	47.7%	0	0	19,295	56.7%	896	2.6%	13,775	40.5%	4,624	13.6%
VFW Post 7662	Farmington	349,112	272,562	76,551	39,321	51.4%	0	0	38,586	50.4%	12,554	16.4%	17,203	22.5%	8,829	11.5%
VFW Post 7664	Maple Lake	486,002	394,211	91,791	46,923	51.1%	0	0	45,806	49.9%	8,529	9.3%	26,843	29.2%	10,434	11.4%
VFW Post 7902	Osakis	1,436,861	1,162,817	274,043	167,656	61.2%	0	0	102,263	37.3%	31,288	11.4%	20,691	7.6%	50,284	18.3%
VFW Post 8144	Hoyt Lakes	222,099	183,266	38,833	32,006	82.4%	0	0	10,677	27.5%	3,722	9.6%	1,958	5.0%	4,996	12.9%
VFW Post 8508	Akeley	597,598	491,658	105,940	71,079	67.1%	0	0	34,025	32.1%	9,127	8.6%	12,050	11.4%	12,848	12.1%
VFW Post 8510 Aux	Hibbing	1,552,260	1,299,260	253,000	146,679	58.0%	0	0	106,324	42.0%	29,017	11.5%	3,337	1.3%	73,970	29.2%
VFW Post 8663	Roseau	772,749	613,376	159,374	105,470	66.2%	0	0	49,300	30.9%	20,319	12.7%	9,735	6.1%	19,246	12.1%
VFW Post 8729	Lake City	807,785	672,216	135,569	84,343	62.2%	0	11,200	45,318	33.4%	9,076	6.7%	12,809	9.4%	23,433	17.3%
VFW Post 8731	Monticello	1,448,876	1,185,511	263,366	159,736	60.7%	0	2,195	130,177	49.4%	22,730	8.6%	41,305	15.7%	66,142	25.1%
VFW Post 8752	Cottage Grove	918,545	784,841	133,704	75,502	56.5%	0	0	68,294	51.1%	8,177	6.1%	30,638	22.9%	29,479	22.0%
VFW Post 906	Hutchinson	837,564	648,982	188,581	122,482	64.9%	0	0	55,073	29.2%	2,495	1.3%	32,770	17.4%	19,808	10.5%
VFW Post 9073	Randall	450,779	379,419	71,360	42,364	59.4%	0	0	27,365	38.3%	7,512	10.5%	9,528	13.4%	10,325	14.5%
VFW Post 936	Alexandria	1,331,742	1,137,713	194,029	112,301	57.9%	0	0	86,610	44.6%	17,140	8.8%	18,546	9.6%	50,924	26.2%
VFW Post 9433	Rosemount	554,618	458,997	95,621	69,325	72.5%	0	0	31,554	33.0%	12,111	12.7%	8,857	9.3%	10,586	11.1%
VFW Post 9607	Butterfield	265,830	221,671	44,159	34,249	77.6%	0	0	11,388	25.8%	5,763	13.1%	0	0.0%	5,625	12.7%
VFW Post 9625	Coon Rapids	2,796,498	2,352,941	443,557	253,714	57.2%	0	0	200,701	45.2%	17,898	4.0%	49,610	11.2%	133,193	30.0%
VFW Post 9641	Littlefork	327,340	272,636	54,704	30,063	55.0%	-774	0	19,934	36.4%	3,592	6.6%	7,269	13.3%	9,073	16.6%
VFW Post 9713	Mankato	834,778	708,821	125,956	83,746	66.5%	0	0	48,845	38.8%	3,470	2.8%	15,552	12.3%	29,823	23.7%
Vietnam Veterans of America Chap	South St. Paul	450,918	371,065	79,853	51,788	64.9%	0	0	27,355	34.3%	18,918	23.7%	0	0.0%	8,437	10.6%

Organization	City	Gross Receipts	Prizes	Net Receipts	ALLOWABLE EXPENSES			Capital Asset Improvements	LAWFUL PURPOSE EXPENDITURES							
					TOTAL	%	Reimb		TOTAL	%	Charitable	%	Other	%	Tax/Fee	%
Villard Fire Dept Relief Assoc	Villard	424,176	350,910	73,266	46,689	63.7%	0	0	25,611	35.0%	15,935	21.7%	0	0.0%	9,676	13.2%
Voiture 1436 40/8 Roseau Co	Roseau	489,698	411,674	78,024	47,555	60.9%	-84	0	35,756	45.8%	24,100	30.9%	1,333	1.7%	10,323	13.2%
Voiture 327 40/8	Rochester	945,734	791,430	154,304	63,410	41.1%	-48	735	58,593	38.0%	24,966	16.2%	0	0.0%	33,627	21.8%
Voiture 414 40/8	Hutchinson	231,742	189,308	42,434	33,237	78.3%	0	0	23,025	54.3%	18,182	42.8%	1,271	3.0%	3,573	8.4%
Voiture 44 40/8	Forest Lake	110,106	73,707	36,399	21,318	58.6%	0	0	17,445	47.9%	13,549	37.2%	947	2.6%	2,949	8.1%
Voyageur Trail Society	Crane Lake	898,695	729,768	168,927	106,135	62.8%	0	0	43,593	25.8%	15,433	9.1%	0	0.0%	28,160	16.7%
Wabasha Fire Relief	Wabasha	55,977	45,602	10,375	6,746	65.0%	0	0	5,652	54.5%	4,250	41.0%	0	0.0%	1,402	13.5%
Wabasso Lions Club	Wabasso	94,485	71,736	22,750	14,325	63.0%	0	0	11,385	50.0%	8,990	39.5%	0	0.0%	2,396	10.5%
Waconia Fire Dept Relief Assoc	Waconia	567,132	467,443	99,689	60,150	60.3%	0	0	53,309	53.5%	40,000	40.1%	0	0.0%	13,309	13.4%
Wadena Lions Club	Wadena	556,342	477,053	79,289	54,689	69.0%	0	0	23,823	30.0%	12,050	15.2%	0	0.0%	11,773	14.8%
Waldorf Firemen's Relief Assoc	Waldorf	185,259	147,259	38,000	24,929	65.6%	0	0	10,193	26.8%	6,500	17.1%	0	0.0%	3,693	9.7%
Walnut Grove Area Jaycees	Walnut Grove	74,937	58,591	16,346	5,993	36.7%	0	0	5,768	35.3%	4,061	24.8%	0	0.0%	1,708	10.4%
Wanamingo Firefighters Relief Ass	Wanamingo	227,609	180,687	46,922	18,877	40.2%	0	0	29,200	62.2%	25,000	53.3%	0	0.0%	4,200	9.0%
Warren Pony Sports Booster Club	Warren	903,202	751,606	151,596	76,535	50.5%	0	0	68,896	45.4%	45,000	29.7%	0	0.0%	23,896	15.8%
Warrior Coaches Association Inc	Warroad	153,329	129,511	23,818	17,499	73.5%	0	0	11,401	47.9%	8,238	34.6%	0	0.0%	3,163	13.3%
Warroad Area Community Center	Warroad	609,301	505,735	103,566	63,876	61.7%	0	0	31,073	30.0%	17,444	16.8%	0	0.0%	13,629	13.2%
Waseca Hockey Association	Waseca	1,074,192	861,190	213,002	123,395	57.9%	0	0	87,947	41.3%	53,280	25.0%	0	0.0%	34,667	16.3%
Waseca Sleigh And Cutter Festival	Waseca	170,377	139,596	30,781	23,124	75.1%	0	0	25,404	82.5%	21,230	69.0%	0	0.0%	4,174	13.6%
Waseca Wrestling Club	Waseca	283,377	236,554	46,823	25,733	55.0%	0	0	14,434	30.8%	5,903	12.6%	0	0.0%	8,531	18.2%
Washburn Amateur Hockey Assoc	Minneapolis	2,177,091	1,688,506	488,585	308,183	63.1%	0	0	163,937	33.6%	32,940	6.7%	0	0.0%	130,997	26.8%
Waterford Warriors Snowmobile Cl	Northfield	611,900	507,507	104,393	62,237	59.6%	0	0	53,304	51.1%	26,167	25.1%	0	0.0%	27,137	26.0%
Watertown Lions Club	Watertown	351,974	282,670	69,304	28,852	41.6%	0	0	37,145	53.6%	30,032	43.3%	0	0.0%	7,113	10.3%
Waterville Lions Club	Waterville	845,586	676,580	169,006	101,282	59.9%	0	0	70,801	41.9%	49,172	29.1%	0	0.0%	21,629	12.8%
Watkins Lions Club	Watkins	394,542	322,449	72,092	36,416	50.5%	0	0	29,613	41.1%	22,252	30.9%	0	0.0%	7,361	10.2%
Waverly Lions Club	Waverly	471,999	386,206	85,793	40,982	47.8%	0	0	28,759	33.5%	16,016	18.7%	0	0.0%	12,743	14.9%
Wayzata Lions Club	Wayzata	1,744,109	1,480,663	263,446	147,191	55.9%	0	0	96,293	36.6%	10,036	3.8%	0	0.0%	86,257	32.7%
Webster Sports & Recreation Asso	Webster	36,689	36,954	-265	7,968	-3002.2%	0	0	3,527	-1329.1%	2,287	-861.7%	0	0.0%	1,240	-467.3%
Wee Care Childrens Center	Bagley	984,237	812,388	171,849	81,782	47.6%	0	0	82,195	47.8%	52,000	30.3%	0	0.0%	30,195	17.6%
Welch Center	Duluth	396,118	321,768	74,350	54,511	73.3%	-5,954	0	29,480	39.7%	18,908	25.4%	0	0.0%	10,572	14.2%
Wells Lions Club	Wells	269,748	205,351	64,397	32,860	51.0%	0	0	31,841	49.4%	26,194	40.7%	0	0.0%	5,647	8.8%
West Central Snow Drifters Associ	Atwater	537,387	432,982	104,405	73,489	70.4%	0	0	29,868	28.6%	19,067	18.3%	0	0.0%	10,801	10.3%
West Central Trailblazers Snowmo	Morris	115,215	86,527	28,688	15,399	53.7%	0	0	12,473	43.5%	9,575	33.4%	0	0.0%	2,898	10.1%
West Concord Historical Society	West Concord	154,331	126,578	27,753	9,682	34.9%	0	0	14,011	50.5%	10,000	36.0%	0	0.0%	4,011	14.5%
West Metro Fire Rescue District Fi	Crystal	1,989,100	1,573,840	415,260	251,941	60.7%	0	0	169,731	40.9%	68,467	16.5%	0	0.0%	101,264	24.4%
West Side Booster Club	St. Paul	2,224,155	1,879,653	344,502	156,559	45.4%	0	0	162,833	47.3%	39,518	11.5%	0	0.0%	123,315	35.8%
West St. Paul Commercial Club	West St. Paul	2,290,564	1,812,059	478,505	298,516	62.4%	0	0	218,601	45.7%	93,333	19.5%	0	0.0%	125,268	26.2%
Westbrook Area Volunteers	Westbrook	97,386	75,723	21,663	13,279	61.3%	-61	0	4,430	20.4%	2,625	12.1%	0	0.0%	1,805	8.3%
Westbrook Fire Relief Assoc	Westbrook	157,191	120,007	37,184	23,242	62.5%	0	0	22,167	59.6%	19,000	51.1%	0	0.0%	3,167	8.5%
Wheaton Fire Dept Relief Assoc	Wheaton	240,620	196,606	44,014	20,130	45.7%	0	0	26,450	60.1%	21,217	48.2%	0	0.0%	5,233	11.9%
White Bear Avenue Business Asso	North St. Paul	1,716,299	1,414,564	301,735	193,467	64.1%	0	0	124,524	41.3%	35,755	11.8%	0	0.0%	88,769	29.4%
White Bear Lake Area Hockey Ass	White Bear Lake	813,785	657,172	156,613	117,326	74.9%	0	0	30,099	19.2%	4,000	2.6%	0	0.0%	26,099	16.7%

Organization	City	Gross Receipts	Prizes	Net Receipts	ALLOWABLE EXPENSES			Capital Asset Improvements	LAWFUL PURPOSE EXPENDITURES							
					TOTAL	%	Reimb		TOTAL	%	Charitable	%	Other	%	Tax/Fee	%
White Bear Lake Basketball Assoc	Lino Lakes	1,805,140	1,438,650	366,490	187,925	51.3%	0	0	217,323	59.3%	121,500	33.2%	0	0.0%	95,823	26.1%
White Bear Lake Lions Club	White Bear Lake	2,364,091	1,961,585	402,506	223,803	55.6%	0	0	181,201	45.0%	47,314	11.8%	0	0.0%	133,887	33.3%
Whitewater Trailblazers Snowmobil	St. Charles	316,784	253,162	63,622	40,594	63.8%	0	0	25,583	40.2%	19,070	30.0%	0	0.0%	6,513	10.2%
Wildlife Habitat Conservation Soci	Hutchinson	860,648	731,986	128,662	72,112	56.0%	0	0	56,204	43.7%	31,351	24.4%	0	0.0%	24,853	19.3%
Williams Firemens Relief Assoc	Williams	109,235	89,978	19,256	9,714	50.4%	0	0	7,279	37.8%	4,500	23.4%	0	0.0%	2,779	14.4%
Willow River Commercial Club	Willow River	476,277	400,766	75,511	38,326	50.8%	0	0	36,795	48.7%	27,144	35.9%	0	0.0%	9,651	12.8%
Wilmont Lions Club	Wilmont	140,804	111,500	29,304	13,762	47.0%	0	0	15,529	53.0%	12,959	44.2%	0	0.0%	2,570	8.8%
Winsted Firemen Relief Assoc	Winsted	1,170,251	986,247	184,005	97,485	53.0%	0	0	94,072	51.1%	46,428	25.2%	0	0.0%	47,644	25.9%
Winthrop Honor Guard	Winthrop	535,072	424,092	110,981	70,485	63.5%	0	23,715	26,717	24.1%	4,175	3.8%	9,494	8.6%	13,048	11.8%
Wolf Lake Lions Club	Wolf Lake	630,152	514,704	115,448	70,792	61.3%	0	0	42,771	37.0%	29,765	25.8%	0	0.0%	13,006	11.3%
Wolf Lake Wolf Pack Baseball Inc	Wolf Lake	944,897	780,100	164,797	97,366	59.1%	0	0	72,117	43.8%	42,708	25.9%	0	0.0%	29,409	17.8%
Womens Aux to the MOC 99	Isanti	17,039	12,779	4,260	4,374	102.7%	0	0	1,287	30.2%	619	14.5%	0	0.0%	668	15.7%
Wood City Riders Snowmobile Clu	Cloquet	378,820	311,633	67,187	32,723	48.7%	0	0	4,166	6.2%	421	0.6%	0	0.0%	3,745	5.6%
Woodbury Athletic Assoc	Woodbury	1,676,832	1,397,697	279,135	189,777	68.0%	0	0	99,210	35.5%	20,000	7.2%	0	0.0%	79,210	28.4%
Worthington Hockey Assoc	Worthington	225,399	157,695	67,704	20,632	30.5%	0	0	36,183	53.4%	30,811	45.5%	0	0.0%	5,372	7.9%
Worthington Optimist Club	Worthington	589,122	478,261	110,861	55,365	49.9%	0	0	47,293	42.7%	32,836	29.6%	0	0.0%	14,457	13.0%
Zimmerman Fire Dept Relief Assoc	Zimmerman	1,474,277	1,222,279	251,998	165,044	65.5%	0	0	103,332	41.0%	37,156	14.7%	0	0.0%	66,176	26.3%
Zumbro Falls Fire Dept Relief Assd	Zumbro Falls	280,679	224,130	56,549	42,241	74.7%	0	0	15,871	28.1%	10,760	19.0%	0	0.0%	5,110	9.0%
Zumbrota Vol Fire Dept Relief Assd	Zumbrota	321,949	250,325	71,624	43,055	60.1%	0	0	31,379	43.8%	24,550	34.3%	0	0.0%	6,829	9.5%