

MINNESOTA  
OFFICE OF  
HIGHER  
EDUCATION

*reach higher*

January 28, 2009



# Minnesota State Grant End-of-Year Statistics, Fiscal Year 2008



## Author

### **Meredith Fergus**

Policy Analyst

Tel: 651-259-3963

Meredith.fergus@state.mn.us

## About the Minnesota Office of Higher Education

The Minnesota Office of Higher Education is a cabinet-level state agency providing students with financial aid programs and information to help them gain access to postsecondary education. The agency serves as the state's clearinghouse for data, research and analysis on postsecondary enrollment, financial aid, finance and trends.

The Minnesota State Grant Program, which is administered by the agency, is a need-based grant program for Minnesota residents attending Minnesota institutions. The agency also oversees tuition reciprocity programs, a student loan program, Minnesota's 529 College Savings Program, licensing and an early awareness outreach initiative for youth.

### **Minnesota Office of Higher Education**

1450 Energy Park Drive, Suite 350  
St. Paul, MN 55108-5227

Tel: 651.642.0567 or 800.657.3866


TTY Relay: 800.627.3529

Fax: 651.642.0675

E-mail: [info@ohe.state.mn.us](mailto:info@ohe.state.mn.us)

[www.getreadyforcollege.org](http://www.getreadyforcollege.org)

[www.ohe.state.mn.us](http://www.ohe.state.mn.us)



MINNESOTA  
OFFICE OF  
HIGHER  
EDUCATION

*reach higher*

# Table of Contents

<b>Introduction</b> .....	3
<b>Overview</b> .....	5
Family Circumstances.....	8
Institution Choice.....	9
Registration Load.....	10
<b>Minnesota State Grant Tables</b> .....	13
Number of Recipients, Combined Pell and State Grant Awarded and State Grant Amount Awarded by Family Type, by annual Registration Load, by Institution Type, and by Adjusted Gross Income	
All Students	
Summary Table.....	14
Dependent Students	
Registered for fewer than 30 credits.....	15
Registered for 30 or more credits.....	16
Married Independent Students with Dependents (Children)	
Registered for fewer than 30 credits.....	17
Registered for 30 or more credits.....	18
Unmarried Independent Students with Dependents (Children)	
Registered for fewer than 30 credits.....	19
Registered for 30 or more credits.....	20
Married Independent Students with No Other Dependents (Children)	
Registered for fewer than 30 credits.....	21
Registered for 30 or more credits.....	22
Unmarried Independent Students with No Dependents (Children)	
Registered for fewer than 30 credits.....	23
Registered for 30 or more credits.....	24
Minnesota State Grant Number of Recipients and Amount Awarded by Institution.....	25



# Introduction

This *Minnesota State Grant End-of-Year Statistics* report summarizes the awarding and distribution of State Grants to students in Fiscal Year 2008. While the report is not required in state statute, the Minnesota Office of Higher Education has produced a year-end report each year since 1997 to provide policy-makers and educators with an annual summary of the program.

In May of 2007 the Legislature established appropriations for the State Grant program of \$147.4 million for Fiscal Year 2008. The state received additional resources for the program through the federal Leveraging Educational Assistance Partnership Program (LEAP) and Special Leveraging Educational Assistance Program (SLEAP) of approximately \$1.2 million each Fiscal Year. Thus total resources for the Minnesota State Grant program were \$148.6 million. Fiscal Year 2008 spending in the State Grant program totaled \$148.8 million. A net amount of \$200,000 was carried back from the Fiscal Year 2009 appropriation to Fiscal Year 2008 to cover spending demands.

## Minnesota State Grant Program

Fiscal Year 2008		<i>in millions</i>
	Base	\$ 147.4
	LEAP/SLEAP	+ \$ 1.2
	Carry Back from FY2009	+ \$ 0.2
	<hr/> Total	<hr/> \$ 148.8

This report contains data on the number and dollar amounts of Minnesota State Grants received by Minnesota undergraduates for Fiscal Year 2008 (July 1, 2007 to June 30, 2008). Minnesota State Grants are coordinated with federal Pell grants, so the tables and graphs also show combined Federal Pell and State Grant awards received by State Grant recipients. In addition, since ability to pay is calculated based on income and assets, data are reported by the adjusted gross income of the student's family. The report also includes information on three categories of student characteristics that affect State Grant awards: family circumstances, institution choice and registration load.

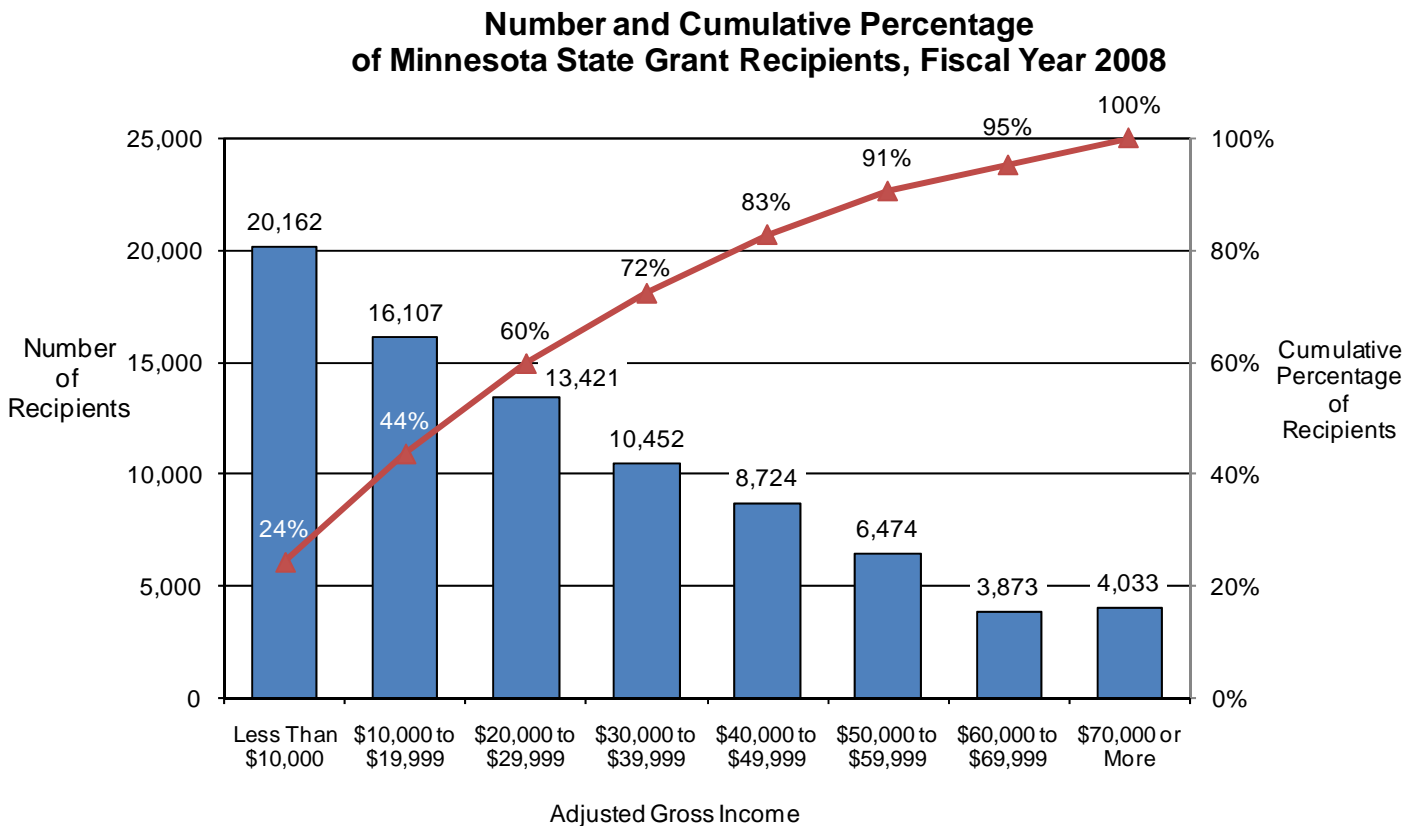
The data in this report are based on the State Grant research data file as of January 13, 2009. The totals may differ slightly from other documents published by the Minnesota Office of Higher Education, which could be based on minor adjustments made before or after this date.



# Overview

This report shows adjusted gross income of Minnesota State Grant recipients as reported on federal individual income tax forms. For dependent students, the parents' income was used; for others, the students', and spouses' if married, were used.

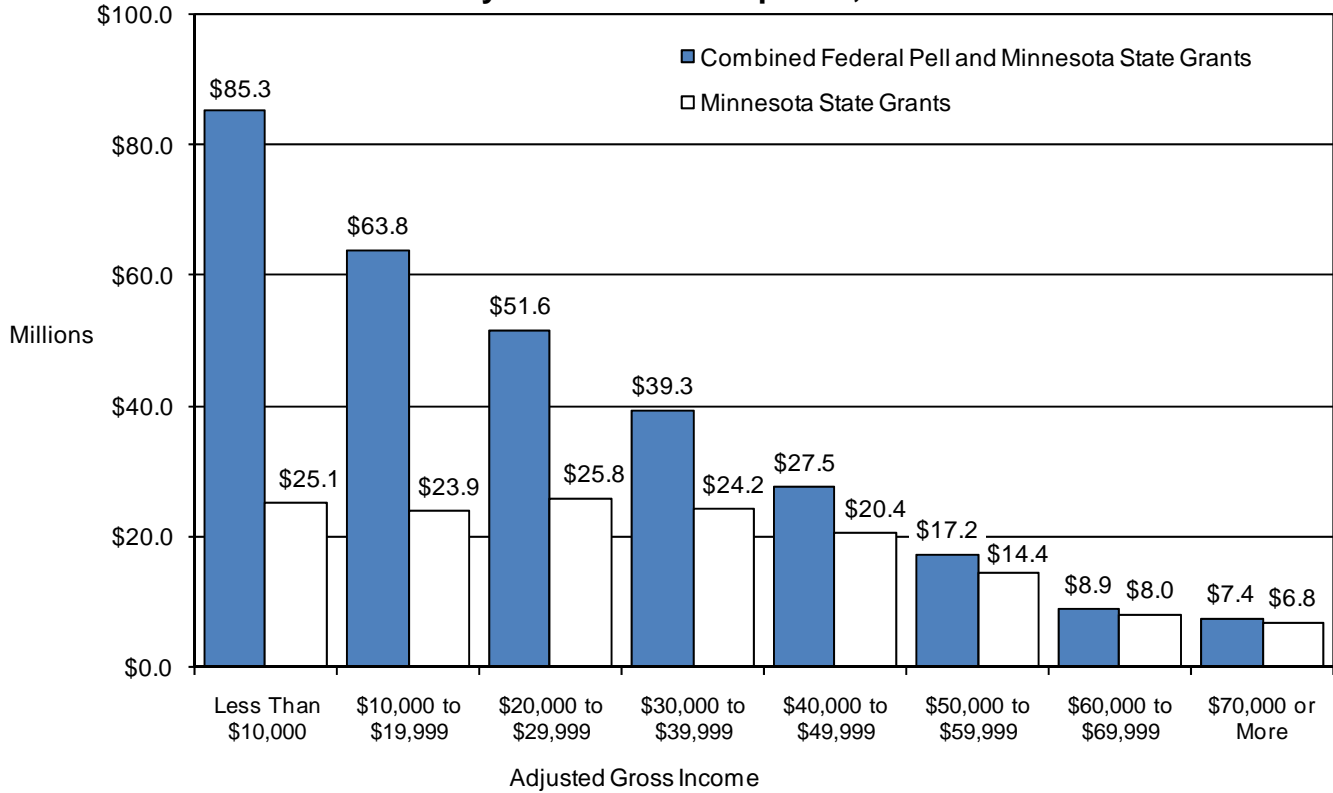
Of the 83,246 Minnesota State Grant recipients in Fiscal Year 2008, about 24 percent of recipients were part of families earning less than \$10,000, and about 72 percent are from families earning less than \$40,000, as shown on the chart on this page.



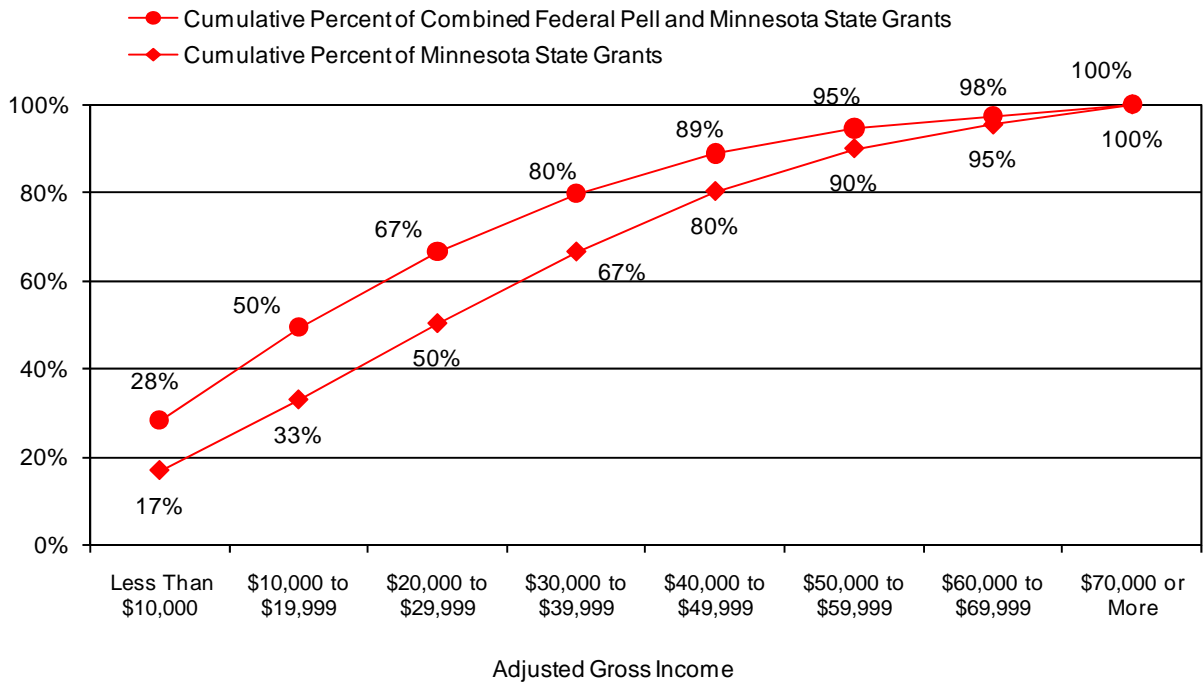
Of the \$149 million in Minnesota State Grants awarded in Fiscal Year 2008, about \$25 million was awarded to students from families earning less than \$10,000. This was 17 percent of all awards. About 67 percent of Minnesota State Grant awards were made to students from families earning less than \$40,000.

Of the \$301 million in combined federal Pell and Minnesota State Grants received by State Grant recipients, about \$85 million was awarded to students from families earning less than \$10,000 annually, as shown on the top chart on this page. This was 28 percent of all combined awards awarded in Fiscal Year 2008, as shown on the bottom chart on the next page.

### Federal Pell and Minnesota State Grant Awards Received by State Grant Recipients, Fiscal Year 2008



### Cumulative Percent of Federal Pell and Minnesota State Grants Received by State Grant Recipients, FY 2008



The next two sections provide more detail about the overall Minnesota State Grant statistics. Subsequent sections provide detail sorted by family status, registration loads, and institution attended. The final section provides a breakout of statistics by institution attended.



**All Minnesota State Grant Recipients**

**Fiscal Year 2008**

**Minnesota State Grant Statistics**

Adjusted Gross Income		All institutions	MnSCU Two-Year Colleges	MnSCU Four-Year Universities	University of Minnesota	Minnesota Private Non-Profit Institutions	Minnesota Private For-Profit Institutions
Less than \$10,000	Number of Recipients	20,162	10,077	2,197	1,571	1,958	4,359
	Combined federal Pell and Minnesota State Grants	\$85.33	\$35.25	\$10.88	\$10.88	\$11.68	\$16.64
	Minnesota State Grants	\$25.10	\$5.89	\$3.29	\$5.36	\$5.35	\$5.20
\$10,000 to \$19,999	Number of Recipients	16,107	8,061	1,923	1,212	1,565	3,346
	Combined federal Pell and Minnesota State Grants	\$63.84	\$25.71	\$8.63	\$7.90	\$9.50	\$12.10
	Minnesota State Grants	\$23.87	\$6.35	\$3.36	\$4.39	\$5.02	\$4.75
\$20,000 to \$29,999	Number of Recipients	13,421	5,910	1,973	1,256	1,694	2,588
	Combined federal Pell and Minnesota State Grants	\$51.55	\$17.44	\$8.48	\$7.86	\$9.52	\$8.27
	Minnesota State Grants	\$25.78	\$6.42	\$4.45	\$5.08	\$5.88	\$3.95
\$30,000 to \$39,999	Number of Recipients	10,452	4,063	1,836	1,242	1,717	1,594
	Combined federal Pell and Minnesota State Grants	\$39.27	\$11.13	\$6.98	\$6.89	\$9.34	\$4.92
	Minnesota State Grants	\$24.20	\$5.23	\$4.44	\$5.14	\$6.55	\$2.84
\$40,000 to \$49,999	Number of Recipients	8,724	2,993	1,749	1,252	1,680	1,050
	Combined federal Pell and Minnesota State Grants	\$27.52	\$6.17	\$5.26	\$5.79	\$7.65	\$2.65
	Minnesota State Grants	\$20.45	\$3.72	\$3.90	\$4.83	\$6.10	\$1.90
\$50,000 to \$59,999	Number of Recipients	6,474	1,771	1,368	1,114	1,588	633
	Combined federal Pell and Minnesota State Grants	\$17.21	\$2.85	\$3.14	\$3.95	\$6.01	\$1.26
	Minnesota State Grants	\$14.45	\$2.04	\$2.57	\$3.54	\$5.24	\$1.05
\$60,000 to \$69,999	Number of Recipients	3,873	826	785	836	1,110	316
	Combined federal Pell and Minnesota State Grants	\$8.89	\$1.07	\$1.49	\$2.37	\$3.46	\$0.49
	Minnesota State Grants	\$8.02	\$0.84	\$1.34	\$2.24	\$3.17	\$0.43
\$70,000 or more	Number of Recipients	4,033	439	710	1,182	1,500	202
	Combined federal Pell and Minnesota State Grants	\$7.44	\$0.50	\$0.92	\$2.34	\$3.38	\$0.31
	Minnesota State Grants	\$6.81	\$0.33	\$0.81	\$2.23	\$3.17	\$0.27
Total	Number of Recipients	83,246	34,140	12,541	9,665	12,812	14,088
	Combined federal Pell and Minnesota State Grants	\$301.05	\$100.12	\$45.78	\$47.98	\$60.53	\$46.64
	Minnesota State Grants	\$148.67	\$30.83	\$24.15	\$32.82	\$40.49	\$20.38

Note: Dollars are in millions;

Award amounts for categories with fewer than 10 recipients are reported as zero.

Adjusted gross income of Minnesota State Grant recipients is as reported on federal individual income tax forms. For dependent students, the parents' income was used; for others, the student's, and their spouse's if married, were used.

**Family Circumstances:** Recipients are classified by family circumstances. Each category of family has its ability to pay assessed somewhat differently:

- Dependent students (usually students less than 24 years old who were not married and not supporting their own children)
- Married independent students with dependents (usually children)
- Unmarried independent students with dependents
- Married independent students with no other dependents
- Unmarried independent students with no dependents

**Minnesota State Grant Statistics, Fiscal Year 2008  
All State Grant Recipients**

Family Status	Number of Recipients	Combined Federal Pell and Minnesota State Grants (million)	Minnesota State Grants (million)
Dependent Students	47,581	\$185.16	\$110.44
Married Independent Students with Dependents (Children)	7,719	\$23.19	\$7.32
Unmarried Independent Students with Dependents (Children)	14,066	\$49.53	\$12.02
Married Independent Students with No Other Dependents	1,946	\$5.81	\$2.95
Unmarried Independent Students with No Dependents	11,934	\$37.36	\$15.95
<b>Total</b>	<b>83,246</b>	<b>\$301.05</b>	<b>\$148.67</b>

**Postsecondary Institution Choice:** The institutions students choose to attend determine the price of attendance used in calculating Minnesota State Grants. Institutions are grouped into five categories:

- Minnesota State Colleges and Universities - two-year colleges
- Minnesota State Colleges and Universities - four-year universities
- University of Minnesota
- Minnesota private non-profit institutions<sup>1</sup>
- Minnesota private for-profit institutions

**Minnesota State Grant Statistics, Fiscal Year 2008  
All State Grant Recipients**

Type of Institution Attended	Number of Recipients	Combined Federal Pell and Minnesota State Grants (millions)	Minnesota State Grants (millions)
MnSCU Two-Year Colleges	34,140	\$100.12	\$30.83
MnSCU Four-Year Universities	12,541	\$45.78	\$24.15
University of Minnesota	9,665	\$47.98	\$32.82
Minnesota Private Non-Profit Institutions	12,812	\$60.53	\$40.49
Minnesota Private For-Profit Institutions	14,088	\$46.64	\$20.38
<b>Total</b>	<b>83,246</b>	<b>\$301.05</b>	<b>\$148.67</b>

<sup>1</sup> Institutions operated by government entities besides Minnesota State Colleges and Universities and the University of Minnesota are included in this category for reporting purposes.

**Registration Load:** This report classifies recipients by the number of course credits for which they registered. The registration load chosen by the student affects the price of attendance used in calculating Minnesota State Grant awards. The Minnesota State Grant program defines full-time attendance as a registration load of 15 semester credits (or the equivalent) per term. Registration load data is presented in three sections: course credits by term, registration pattern across terms, and annual registration loads.

The tables on the next page show data for the number of registered course credits by term.

The course credit level data is used to place the students in groups detailing their registration pattern as follows:

- Full-time, Full Year: Recipients who registered for 15 or more credits during both fall and spring terms if semester based calendar is used; 15 or more credits during fall, winter and spring terms if quarter-based calendar is used.
- Full-time, Part Year: Recipients who registered for 15 or more credits during either fall and spring terms if semester-based calendar is used; 15 or more credits during either fall, winter or spring terms if quarter-based calendar is used AND the student did not register or registered for fewer than 15 credits for the other terms.
- Part-time, Full Year: Recipients who registered for fewer than 15 credits during both fall and spring terms if semester-based calendar is used; fewer than 15 credits during fall, winter and spring terms if quarter-based calendar is used.
- Part-time, Part Year: Recipients who registered for fewer than 15 credits during either fall and spring terms if semester-based calendar is used; fewer than 15 credits during either fall, winter or spring terms if quarter-based calendar is used and the student did not register for at least one of the other terms.
- Summer only: Recipients who registered at any level for either summer term and did not register in fall, winter or spring terms.

## Minnesota State Grant Statistics, Fiscal Year 2008

### All State Grant Recipients

Registration Pattern	Number of Recipients	Combined Federal Pell and Minnesota State Grants (millions)	Minnesota State Grants (millions)
Full-Time Full-Year	41,439	\$188.67	\$106.14
Full-Time Part-Year	25,849	\$78.68	\$32.77
Part-Time Full-Year	5,522	\$14.57	\$3.52
Part-Time Part-Year	8,552	\$16.29	\$5.26
Summer only	1,884	\$2.84	\$0.98
<b>Total</b>	<b>83,246</b>	<b>\$301.05</b>	<b>\$148.67</b>

## Minnesota State Grant Statistics by Registration Load, Fiscal Year 2008

Registration Level (number of credits)	Number of Recipients	Combined Federal Pell and Minnesota State Grants (millions)	Minnesota State Grants (millions)
Summer I Term (2007)			
3	21	\$0.01	\$0.00
4	58	\$0.04	\$0.02
5	18	\$0.01	\$0.01
6	258	\$0.23	\$0.06
7	446	\$0.41	\$0.13
8	1,061	\$1.07	\$0.48
9	284	\$0.32	\$0.09
10	263	\$0.34	\$0.11
11	440	\$0.59	\$0.27
12	1,154	\$1.72	\$0.62
13	241	\$0.36	\$0.16
14	195	\$0.34	\$0.16
15 or more	1,815	\$3.73	\$1.97
<b>Total</b>	<b>6,254</b>	<b>\$9.18</b>	<b>\$4.07</b>
Fall Term (2007)			
3	49	\$0.03	\$0.01
4	319	\$0.23	\$0.08
5	484	\$0.42	\$0.19
6	821	\$0.82	\$0.21
7	1,674	\$1.90	\$0.48
8	2,714	\$3.15	\$1.20
9	1,742	\$2.36	\$0.52
10	1,979	\$2.99	\$0.79
11	1,901	\$2.98	\$1.09
12	9,072	\$16.04	\$5.29
13	6,632	\$13.24	\$5.22
14	5,825	\$12.61	\$6.27
15 or more	33,595	\$80.43	\$48.98
<b>Total</b>	<b>66,807</b>	<b>\$137.20</b>	<b>\$70.30</b>
Winter Term (2008)			
3	5	\$0.00	\$0.00
4	34	\$0.02	\$0.01
5	6	\$0.00	\$0.00
6	252	\$0.21	\$0.05
7	496	\$0.44	\$0.15
8	1,293	\$1.29	\$0.58
9	319	\$0.34	\$0.10
10	262	\$0.30	\$0.11
11	500	\$0.66	\$0.29
12	1,841	\$2.70	\$1.00
13	339	\$0.51	\$0.21
14	339	\$0.53	\$0.27
15 or more	2,059	\$3.64	\$2.13
<b>Total</b>	<b>7,745</b>	<b>\$10.64</b>	<b>\$4.90</b>

Registration Level (number of credits)	Number of Recipients	Combined Federal Pell and Minnesota State Grants (millions)	Minnesota State Grants (millions)
Spring Term (2008)			
3	62	\$0.03	\$0.01
4	374	\$0.27	\$0.09
5	605	\$0.54	\$0.23
6	808	\$0.82	\$0.20
7	1,873	\$2.10	\$0.53
8	2,904	\$3.35	\$1.29
9	1,868	\$2.51	\$0.56
10	2,004	\$2.94	\$0.79
11	1,967	\$3.06	\$1.08
12	9,028	\$15.82	\$5.25
13	6,200	\$12.30	\$4.83
14	5,383	\$11.60	\$5.70
15 or more	30,744	\$72.96	\$44.61
<b>Total</b>	<b>63,820</b>	<b>\$128.31</b>	<b>\$65.18</b>
Summer II Term (2008)			
3	312	\$0.11	\$0.07
4	975	\$0.56	\$0.29
5	487	\$0.37	\$0.20
6	921	\$0.65	\$0.34
7	973	\$0.83	\$0.37
8	1,077	\$1.09	\$0.63
9	559	\$0.58	\$0.24
10	495	\$0.56	\$0.31
11	230	\$0.28	\$0.16
12	593	\$0.75	\$0.40
13	256	\$0.38	\$0.22
14	150	\$0.27	\$0.15
15 or more	676	\$1.20	\$0.84
<b>Total</b>	<b>7,704</b>	<b>\$7.61</b>	<b>\$4.22</b>

This report also classifies Minnesota State Grant recipients by two annual registration loads:

- Recipients who registered for fewer than 30 credits during Fiscal Year 2008.
- Recipients who registered for at least 30 credits during Fiscal Year 2008.

The 30 or more credits can be earned in any combination across all the terms during the Fiscal Year.

**Minnesota State Grant Statistics, Fiscal Year 2008**

**All State Grant Recipients**

**Registered for Fewer than 30 Credits**

Adjusted Gross Income	Number of Recipients	Combined Federal Pell and Minnesota State Grants (million)	Minnesota State Grants (million)
Less Than \$10,000	15,828	\$56.25	\$13.65
\$10,000 to \$19,999	12,113	\$39.13	\$12.38
\$20,000 to \$29,999	9,399	\$28.56	\$12.51
\$30,000 to \$39,999	6,687	\$19.14	\$10.51
\$40,000 to \$49,999	5,017	\$11.69	\$7.93
\$50,000 to \$59,999	3,352	\$6.38	\$5.08
\$60,000 to \$69,999	1,845	\$3.01	\$2.63
\$70,000 or More	1,603	\$2.20	\$1.92
<b>Total</b>	<b>55,844</b>	<b>\$166.34</b>	<b>\$66.61</b>

**Minnesota State Grant Statistics, Fiscal Year 2008**

**All State Grant Recipients**

**Registered for 30 Credits or More**

Adjusted Gross Income	Number of Recipients	Combined Federal Pell and Minnesota State Grants (million)	Minnesota State Grants (million)
Less Than \$10,000	4,334	\$29.08	\$11.45
\$10,000 to \$19,999	3,994	\$24.71	\$11.49
\$20,000 to \$29,999	4,022	\$22.99	\$13.27
\$30,000 to \$39,999	3,765	\$20.13	\$13.69
\$40,000 to \$49,999	3,707	\$15.83	\$12.51
\$50,000 to \$59,999	3,122	\$10.84	\$9.36
\$60,000 to \$69,999	2,028	\$5.88	\$5.39
\$70,000 or More	2,430	\$5.24	\$4.90
<b>Total</b>	<b>27,402</b>	<b>\$134.71</b>	<b>\$82.06</b>

**Minnesota State Grant Tables  
Fiscal Year 2008**

**All Minnesota State Grant Recipients**

**Fiscal Year 2008  
Minnesota State Grant Statistics**

Family Type	Credit Level		All institutions
Dependent Students	Fewer than 30 credits	Number of Recipients Combined federal Pell and Minnesota State Grants Minnesota State Grants	26,414 \$81.90 \$42.14
	30 or more credits	Number of Recipients Combined federal Pell and Minnesota State Grants Minnesota State Grants	21,167 \$103.26 \$68.31
Married Independent Students with Dependents (Children)	Fewer than 30 credits	Number of Recipients Combined federal Pell and Minnesota State Grants Minnesota State Grants	6,434 \$17.31 \$4.94
	30 or more credits	Number of Recipients Combined federal Pell and Minnesota State Grants Minnesota State Grants	1,285 \$5.89 \$2.37
Unmarried Independent Students with Dependents (Children)	Fewer than 30 credits	Number of Recipients Combined federal Pell and Minnesota State Grants Minnesota State Grants	12,257 \$38.92 \$8.65
	30 or more credits	Number of Recipients Combined federal Pell and Minnesota State Grants Minnesota State Grants	1,809 \$10.61 \$3.37
Married Independent Students with No Other Dependents (Children)	Fewer than 30 credits	Number of Recipients Combined federal Pell and Minnesota State Grants Minnesota State Grants	1,450 \$3.57 \$1.62
	30 or more credits	Number of Recipients Combined federal Pell and Minnesota State Grants Minnesota State Grants	496 \$2.24 \$1.33
Unmarried Independent Students with No Dependents (Children)	Fewer than 30 credits	Number of Recipients Combined federal Pell and Minnesota State Grants Minnesota State Grants	9,289 \$24.65 \$9.27
	30 or more credits	Number of Recipients Combined federal Pell and Minnesota State Grants Minnesota State Grants	2,645 \$12.71 \$6.68
Total	Fewer than 30 credits	Number of Recipients Combined federal Pell and Minnesota State Grants Minnesota State Grants	55,844 \$166.34 \$66.61
	30 or more credits	Number of Recipients Combined federal Pell and Minnesota State Grants Minnesota State Grants	27,402 \$134.71 \$82.06

Note: Dollars are in millions; Award amounts for categories with fewer than 10 recipients are reported as zero. Adjusted gross income of Minnesota State Grant recipients is as reported on federal individual income tax forms. For dependent students, the parents' income was used; for others, the student's, and their spouse's if married, were used.



**Dependent Students**

**Fiscal Year 2008**

Students Registered for Fewer than 30 credits		Minnesota State Grant Statistics					
Adjusted Gross Income		All institutions	MnSCU Two-Year Colleges	MnSCU Four-Year Universities	University of Minnesota	Minnesota Private Non-Profit Institutions	Minnesota Private For-Profit Institutions
Less than \$10,000	Number of Recipients	4,316	2,430	543	401	304	638
	Combined federal Pell and Minnesota State Grants	\$17.53	\$8.41	\$2.52	\$2.59	\$1.62	\$2.38
	Minnesota State Grants	\$4.61	\$1.27	\$0.68	\$1.20	\$0.71	\$0.74
\$10,000 to \$19,999	Number of Recipients	3,514	1,899	517	383	259	456
	Combined federal Pell and Minnesota State Grants	\$14.57	\$6.64	\$2.40	\$2.37	\$1.44	\$1.72
	Minnesota State Grants	\$4.58	\$1.36	\$0.75	\$1.19	\$0.65	\$0.63
\$20,000 to \$29,999	Number of Recipients	4,415	2,278	788	440	358	551
	Combined federal Pell and Minnesota State Grants	\$16.40	\$6.96	\$3.25	\$2.59	\$1.78	\$1.84
	Minnesota State Grants	\$8.56	\$3.11	\$1.72	\$1.60	\$1.07	\$1.05
\$30,000 to \$39,999	Number of Recipients	4,451	2,141	871	506	376	557
	Combined federal Pell and Minnesota State Grants	\$13.65	\$5.16	\$2.89	\$2.46	\$1.62	\$1.52
	Minnesota State Grants	\$8.66	\$2.74	\$1.90	\$1.82	\$1.16	\$1.05
\$40,000 to \$49,999	Number of Recipients	3,848	1,643	867	532	407	399
	Combined federal Pell and Minnesota State Grants	\$9.41	\$2.92	\$2.20	\$2.07	\$1.40	\$0.81
	Minnesota State Grants	\$6.91	\$1.87	\$1.61	\$1.70	\$1.09	\$0.64
\$50,000 to \$59,999	Number of Recipients	2,744	981	670	503	353	237
	Combined federal Pell and Minnesota State Grants	\$5.55	\$1.42	\$1.29	\$1.48	\$0.97	\$0.40
	Minnesota State Grants	\$4.56	\$1.01	\$1.05	\$1.33	\$0.85	\$0.33
\$60,000 to \$69,999	Number of Recipients	1,642	515	381	354	239	153
	Combined federal Pell and Minnesota State Grants	\$2.76	\$0.59	\$0.59	\$0.81	\$0.58	\$0.19
	Minnesota State Grants	\$2.46	\$0.47	\$0.52	\$0.77	\$0.53	\$0.17
\$70,000 or more	Number of Recipients	1,484	271	299	511	301	102
	Combined federal Pell and Minnesota State Grants	\$2.02	\$0.26	\$0.32	\$0.83	\$0.49	\$0.12
	Minnesota State Grants	\$1.81	\$0.17	\$0.27	\$0.80	\$0.46	\$0.11
Total	Number of Recipients	26,414	12,158	4,936	3,630	2,597	3,093
	Combined federal Pell and Minnesota State Grants	\$81.90	\$32.37	\$15.45	\$15.20	\$9.90	\$8.98
	Minnesota State Grants	\$42.14	\$11.99	\$8.50	\$10.42	\$6.51	\$4.72

Note: Dollars are in millions; Award amounts for categories with fewer than 10 recipients are reported as zero.

Adjusted gross income of Minnesota State Grant recipients is as reported on federal individual income tax forms. For dependent students, the parents' income was used; for others, the student's, and their spouse's if married, were used.

**Dependent Students**

**Fiscal Year 2008**

<b>Students Registered for 30 or more credits</b>		<b>Minnesota State Grant Statistics</b>					
Adjusted Gross Income		All institutions	MnSCU Two-Year Colleges	MnSCU Four-Year Universities	University of Minnesota	Minnesota Private Non-Profit Institutions	Minnesota Private For-Profit Institutions
Less than \$10,000	Number of Recipients	2,050	488	382	434	546	200
	Combined federal Pell and Minnesota State Grants	\$14.77	\$2.67	\$2.48	\$3.72	\$4.52	\$1.37
	Minnesota State Grants	\$6.33	\$0.63	\$0.90	\$1.92	\$2.33	\$0.55
\$10,000 to \$19,999	Number of Recipients	2,152	523	427	415	613	174
	Combined federal Pell and Minnesota State Grants	\$15.29	\$2.85	\$2.71	\$3.52	\$5.01	\$1.20
	Minnesota State Grants	\$7.01	\$0.84	\$1.07	\$1.87	\$2.69	\$0.54
\$20,000 to \$29,999	Number of Recipients	2,910	655	654	575	799	227
	Combined federal Pell and Minnesota State Grants	\$18.72	\$3.20	\$3.77	\$4.43	\$5.95	\$1.38
	Minnesota State Grants	\$11.04	\$1.56	\$2.07	\$2.84	\$3.76	\$0.80
\$30,000 to \$39,999	Number of Recipients	3,328	727	714	616	1,040	231
	Combined federal Pell and Minnesota State Grants	\$18.31	\$2.87	\$3.41	\$4.08	\$6.72	\$1.22
	Minnesota State Grants	\$12.84	\$1.77	\$2.27	\$3.08	\$4.85	\$0.88
\$40,000 to \$49,999	Number of Recipients	3,395	664	752	682	1,081	216
	Combined federal Pell and Minnesota State Grants	\$14.78	\$1.88	\$2.76	\$3.60	\$5.69	\$0.85
	Minnesota State Grants	\$11.88	\$1.36	\$2.14	\$3.04	\$4.63	\$0.71
\$50,000 to \$59,999	Number of Recipients	2,961	484	628	592	1,106	151
	Combined federal Pell and Minnesota State Grants	\$10.46	\$1.02	\$1.76	\$2.44	\$4.75	\$0.49
	Minnesota State Grants	\$9.07	\$0.82	\$1.45	\$2.18	\$4.16	\$0.45
\$60,000 to \$69,999	Number of Recipients	1,959	213	389	468	811	78
	Combined federal Pell and Minnesota State Grants	\$5.74	\$0.37	\$0.89	\$1.55	\$2.76	\$0.18
	Minnesota State Grants	\$5.27	\$0.31	\$0.80	\$1.45	\$2.54	\$0.16
\$70,000 or more	Number of Recipients	2,412	115	401	668	1,157	71
	Combined federal Pell and Minnesota State Grants	\$5.20	\$0.16	\$0.58	\$1.51	\$2.81	\$0.14
	Minnesota State Grants	\$4.86	\$0.12	\$0.53	\$1.43	\$2.64	\$0.13
Total	Number of Recipients	21,167	3,869	4,347	4,450	7,153	1,348
	Combined federal Pell and Minnesota State Grants	\$103.26	\$15.02	\$18.36	\$24.83	\$38.21	\$6.84
	Minnesota State Grants	\$68.31	\$7.42	\$11.24	\$17.81	\$27.61	\$4.22

Note: Dollars are in millions; Award amounts for categories with fewer than 10 recipients are reported as zero. Adjusted gross income of Minnesota State Grant recipients is as reported on federal individual income tax forms. For dependent students, the parents' income was used; for others, the student's, and their spouse's if married, were used.

**Married Independent Students with Dependents (Children)**

**Fiscal Year 2008**

<b>Students Registered for Fewer than 30 credits</b>		<b>Minnesota State Grant Statistics</b>					
Adjusted Gross Income		All institutions	MnSCU Two-Year Colleges	MnSCU Four-Year Universities	University of Minnesota	Minnesota Private Non-Profit Institutions	Minnesota Private For-Profit Institutions
Less than \$10,000	Number of Recipients	838	472	52	20	40	254
	Combined federal Pell and Minnesota State Grants	\$2.72	\$1.42	\$0.22	\$0.11	\$0.16	\$0.82
	Minnesota State Grants	\$0.61	\$0.22	\$0.06	\$0.05	\$0.05	\$0.23
\$10,000 to \$19,999	Number of Recipients	1,214	769	83	22	61	279
	Combined federal Pell and Minnesota State Grants	\$3.93	\$2.30	\$0.33	\$0.11	\$0.26	\$0.93
	Minnesota State Grants	\$0.87	\$0.37	\$0.08	\$0.05	\$0.10	\$0.27
\$20,000 to \$29,999	Number of Recipients	1,333	807	88	24	87	327
	Combined federal Pell and Minnesota State Grants	\$4.15	\$2.34	\$0.30	\$0.10	\$0.34	\$1.06
	Minnesota State Grants	\$0.93	\$0.36	\$0.08	\$0.05	\$0.13	\$0.32
\$30,000 to \$39,999	Number of Recipients	1,250	657	108	27	116	342
	Combined federal Pell and Minnesota State Grants	\$3.45	\$1.66	\$0.32	\$0.11	\$0.42	\$0.95
	Minnesota State Grants	\$0.99	\$0.31	\$0.10	\$0.06	\$0.18	\$0.34
\$40,000 to \$49,999	Number of Recipients	941	455	82	13	108	283
	Combined federal Pell and Minnesota State Grants	\$1.92	\$0.84	\$0.17	\$0.05	\$0.31	\$0.56
	Minnesota State Grants	\$0.80	\$0.24	\$0.07	\$0.03	\$0.18	\$0.27
\$50,000 to \$59,999	Number of Recipients	563	213	51	9	96	194
	Combined federal Pell and Minnesota State Grants	\$0.77	\$0.25	\$0.06	\$0.00	\$0.18	\$0.26
	Minnesota State Grants	\$0.48	\$0.11	\$0.04	\$0.00	\$0.14	\$0.18
\$60,000 to \$69,999	Number of Recipients	191	66	11	7	39	68
	Combined federal Pell and Minnesota State Grants	\$0.22	\$0.07	\$0.01	\$0.00	\$0.06	\$0.08
	Minnesota State Grants	\$0.16	\$0.03	\$0.01	\$0.00	\$0.05	\$0.06
\$70,000 or more	Number of Recipients	104	35	8	2	34	25
	Combined federal Pell and Minnesota State Grants	\$0.14	\$0.04	\$0.00	\$0.00	\$0.05	\$0.04
	Minnesota State Grants	\$0.10	\$0.02	\$0.00	\$0.00	\$0.05	\$0.02
Total	Number of Recipients	6,434	3,474	483	124	581	1,772
	Combined federal Pell and Minnesota State Grants	\$17.31	\$8.91	\$1.42	\$0.51	\$1.77	\$4.69
	Minnesota State Grants	\$4.94	\$1.66	\$0.44	\$0.27	\$0.88	\$1.70

Note: Dollars are in millions; Award amounts for categories with fewer than 10 recipients are reported as zero. Adjusted gross income of Minnesota State Grant recipients is as reported on federal individual income tax forms. For dependent students, the parents' income was used; for others, the student's, and their spouse's if married, were used.

**Married Independent Students with Dependents (Children)**

**Fiscal Year 2008**

<b>Students Registered for 30 or more credits</b>		<b>Minnesota State Grant Statistics</b>					
Adjusted Gross Income		All institutions	MnSCU Two-Year Colleges	MnSCU Four-Year Universities	University of Minnesota	Minnesota Private Non-Profit Institutions	Minnesota Private For-Profit Institutions
Less than \$10,000	Number of Recipients	118	71	9	5	4	29
	Combined federal Pell and Minnesota State Grants	\$1.30	\$0.39	\$0.00	\$0.00	\$0.00	\$0.18
	Minnesota State Grants	\$0.38	\$0.08	\$0.00	\$0.00	\$0.00	\$0.06
\$10,000 to \$19,999	Number of Recipients	213	132	17	9	16	39
	Combined federal Pell and Minnesota State Grants	\$1.26	\$0.73	\$0.11	\$0.00	\$0.13	\$0.26
	Minnesota State Grants	\$0.40	\$0.16	\$0.03	\$0.00	\$0.06	\$0.09
\$20,000 to \$29,999	Number of Recipients	224	118	29	4	18	55
	Combined federal Pell and Minnesota State Grants	\$1.22	\$0.59	\$0.18	\$0.00	\$0.13	\$0.33
	Minnesota State Grants	\$0.48	\$0.14	\$0.07	\$0.00	\$0.06	\$0.12
\$30,000 to \$39,999	Number of Recipients	254	141	28	11	18	56
	Combined federal Pell and Minnesota State Grants	\$1.22	\$0.59	\$0.15	\$0.08	\$0.12	\$0.29
	Minnesota State Grants	\$0.48	\$0.18	\$0.06	\$0.05	\$0.07	\$0.13
\$40,000 to \$49,999	Number of Recipients	251	133	28	7	19	64
	Combined federal Pell and Minnesota State Grants	\$0.89	\$0.41	\$0.10	\$0.00	\$0.10	\$0.25
	Minnesota State Grants	\$0.50	\$0.19	\$0.05	\$0.00	\$0.07	\$0.17
\$50,000 to \$59,999	Number of Recipients	145	79	12	3	18	33
	Combined federal Pell and Minnesota State Grants	\$0.34	\$0.14	\$0.02	\$0.00	\$0.08	\$0.09
	Minnesota State Grants	\$0.27	\$0.10	\$0.02	\$0.00	\$0.08	\$0.07
\$60,000 to \$69,999	Number of Recipients	64	27	3	3	17	14
	Combined federal Pell and Minnesota State Grants	\$0.13	\$0.03	\$0.00	\$0.00	\$0.05	\$0.04
	Minnesota State Grants	\$0.11	\$0.03	\$0.00	\$0.00	\$0.04	\$0.03
\$70,000 or more	Number of Recipients	16	8	0	0	6	2
	Combined federal Pell and Minnesota State Grants	\$0.04	\$0.00	\$0.00	\$0.00	\$0.00	\$0.00
	Minnesota State Grants	\$0.03	\$0.00	\$0.00	\$0.00	\$0.00	\$0.00
Total	Number of Recipients	1,285	709	126	42	116	292
	Combined federal Pell and Minnesota State Grants	\$5.89	\$2.88	\$0.62	\$0.28	\$0.66	\$1.44
	Minnesota State Grants	\$2.37	\$0.87	\$0.26	\$0.17	\$0.41	\$0.67

Note: Dollars are in millions; Award amounts for categories with fewer than 10 recipients are reported as zero. Adjusted gross income of Minnesota State Grant recipients is as reported on federal individual income tax forms. For dependent students, the parents' income was used; for others, the student's, and their spouse's if married, were used.

**Unmarried Independent Students with Dependents (Children)**

**Fiscal Year 2008**

<b>Students Registered for Fewer than 30 credits</b>		<b>Minnesota State Grant Statistics</b>					
Adjusted Gross Income		All institutions	MnSCU Two-Year Colleges	MnSCU Four-Year Universities	University of Minnesota	Minnesota Private Non-Profit Institutions	Minnesota Private For-Profit Institutions
Less than \$10,000	Number of Recipients	5,222	2,808	277	100	249	1,788
	Combined federal Pell and Minnesota State Grants	\$17.37	\$8.83	\$1.11	\$0.55	\$1.03	\$5.85
	Minnesota State Grants	\$3.60	\$1.19	\$0.26	\$0.24	\$0.36	\$1.54
\$10,000 to \$19,999	Number of Recipients	3,982	2,243	217	41	175	1,306
	Combined federal Pell and Minnesota State Grants	\$13.28	\$6.96	\$0.86	\$0.18	\$0.75	\$4.53
	Minnesota State Grants	\$2.79	\$0.98	\$0.20	\$0.08	\$0.27	\$1.26
\$20,000 to \$29,999	Number of Recipients	2,175	1,088	126	27	141	793
	Combined federal Pell and Minnesota State Grants	\$6.27	\$2.91	\$0.39	\$0.13	\$0.52	\$2.31
	Minnesota State Grants	\$1.52	\$0.44	\$0.10	\$0.06	\$0.20	\$0.71
\$30,000 to \$39,999	Number of Recipients	701	258	52	12	92	287
	Combined federal Pell and Minnesota State Grants	\$1.68	\$0.57	\$0.11	\$0.04	\$0.29	\$0.67
	Minnesota State Grants	\$0.57	\$0.12	\$0.03	\$0.03	\$0.15	\$0.25
\$40,000 to \$49,999	Number of Recipients	144	43	6	3	31	61
	Combined federal Pell and Minnesota State Grants	\$0.26	\$0.06	\$0.00	\$0.00	\$0.07	\$0.11
	Minnesota State Grants	\$0.14	\$0.02	\$0.00	\$0.00	\$0.05	\$0.06
\$50,000 to \$59,999	Number of Recipients	26	6	2	2	6	10
	Combined federal Pell and Minnesota State Grants	\$0.04	\$0.00	\$0.00	\$0.00	\$0.00	\$0.01
	Minnesota State Grants	\$0.02	\$0.00	\$0.00	\$0.00	\$0.00	\$0.01
\$60,000 to \$69,999	Number of Recipients	5	1	0	1	2	1
	Combined federal Pell and Minnesota State Grants	\$0.00	\$0.00	\$0.00	\$0.00	\$0.00	\$0.00
	Minnesota State Grants	\$0.00	\$0.00	\$0.00	\$0.00	\$0.00	\$0.00
\$70,000 or more	Number of Recipients	2	0	0	0	1	1
	Combined federal Pell and Minnesota State Grants	\$0.00	\$0.00	\$0.00	\$0.00	\$0.00	\$0.00
	Minnesota State Grants	\$0.00	\$0.00	\$0.00	\$0.00	\$0.00	\$0.00
Total	Number of Recipients	12,257	6,447	680	186	697	4,247
	Combined federal Pell and Minnesota State Grants	\$38.92	\$19.34	\$2.49	\$0.92	\$2.68	\$13.49
	Minnesota State Grants	\$8.65	\$2.75	\$0.59	\$0.42	\$1.05	\$3.84

Note: Dollars are in millions; Award amounts for categories with fewer than 10 recipients are reported as zero. Adjusted gross income of Minnesota State Grant recipients is as reported on federal individual income tax forms. For dependent students, the parents' income was used; for others, the student's, and their spouse's if married, were used.

**Unmarried Independent Students with Dependents (Children)**

**Fiscal Year 2008**

<b>Students Registered for 30 or more credits</b>		<b>Minnesota State Grant Statistics</b>					
Adjusted Gross Income		All institutions	MnSCU Two-Year Colleges	MnSCU Four-Year Universities	University of Minnesota	Minnesota Private Non-Profit Institutions	Minnesota Private For-Profit Institutions
Less than \$10,000	Number of Recipients	771	378	98	33	61	201
	Combined federal Pell and Minnesota State Grants	\$4.75	\$2.07	\$0.63	\$0.28	\$0.46	\$1.31
	Minnesota State Grants	\$1.43	\$0.44	\$0.20	\$0.14	\$0.20	\$0.45
\$10,000 to \$19,999	Number of Recipients	611	332	52	22	37	168
	Combined federal Pell and Minnesota State Grants	\$3.67	\$1.81	\$0.32	\$0.19	\$0.28	\$1.07
	Minnesota State Grants	\$1.06	\$0.39	\$0.10	\$0.10	\$0.12	\$0.35
\$20,000 to \$29,999	Number of Recipients	299	138	24	8	25	104
	Combined federal Pell and Minnesota State Grants	\$1.65	\$0.64	\$0.13	\$0.00	\$0.18	\$0.63
	Minnesota State Grants	\$0.60	\$0.16	\$0.05	\$0.00	\$0.09	\$0.26
\$30,000 to \$39,999	Number of Recipients	91	40	6	1	7	37
	Combined federal Pell and Minnesota State Grants	\$0.42	\$0.16	\$0.00	\$0.00	\$0.00	\$0.18
	Minnesota State Grants	\$0.19	\$0.05	\$0.00	\$0.00	\$0.00	\$0.09
\$40,000 to \$49,999	Number of Recipients	32	14	2	0	5	11
	Combined federal Pell and Minnesota State Grants	\$0.11	\$0.03	\$0.00	\$0.00	\$0.00	\$0.04
	Minnesota State Grants	\$0.07	\$0.02	\$0.00	\$0.00	\$0.00	\$0.03
\$50,000 to \$59,999	Number of Recipients	5	1	0	0	1	3
	Combined federal Pell and Minnesota State Grants	\$0.00	\$0.00	\$0.00	\$0.00	\$0.00	\$0.00
	Minnesota State Grants	\$0.00	\$0.00	\$0.00	\$0.00	\$0.00	\$0.00
\$60,000 to \$69,999	Number of Recipients	0	0	0	0	0	0
	Combined federal Pell and Minnesota State Grants	\$0.00	\$0.00	\$0.00	\$0.00	\$0.00	\$0.00
	Minnesota State Grants	\$0.00	\$0.00	\$0.00	\$0.00	\$0.00	\$0.00
\$70,000 or more	Number of Recipients	0	0	0	0	0	0
	Combined federal Pell and Minnesota State Grants	\$0.00	\$0.00	\$0.00	\$0.00	\$0.00	\$0.00
	Minnesota State Grants	\$0.00	\$0.00	\$0.00	\$0.00	\$0.00	\$0.00
Total	Number of Recipients	1,809	903	182	64	136	524
	Combined federal Pell and Minnesota State Grants	\$10.61	\$4.71	\$1.11	\$0.55	\$1.01	\$3.24
	Minnesota State Grants	\$3.37	\$1.06	\$0.37	\$0.28	\$0.47	\$1.19

Note: Dollars are in millions; Award amounts for categories with fewer than 10 recipients are reported as zero. Adjusted gross income of Minnesota State Grant recipients is as reported on federal individual income tax forms. For dependent students, the parents' income was used; for others, the student's, and their spouse's if married, were used.

**Married Independent Students with No Other Dependents (Children)**

**Fiscal Year 2008**

<b>Students Registered for Fewer than 30 credits</b>		<b>Minnesota State Grant Statistics</b>					
Adjusted Gross Income		All institutions	MnSCU Two-Year Colleges	MnSCU Four-Year Universities	University of Minnesota	Minnesota Private Non-Profit Institutions	Minnesota Private For-Profit Institutions
Less than \$10,000	Number of Recipients	403	210	40	35	32	86
	Combined federal Pell and Minnesota State Grants	\$1.34	\$0.58	\$0.17	\$0.20	\$0.13	\$0.26
	Minnesota State Grants	\$0.37	\$0.10	\$0.04	\$0.09	\$0.05	\$0.09
\$10,000 to \$19,999	Number of Recipients	408	200	47	32	45	84
	Combined federal Pell and Minnesota State Grants	\$1.17	\$0.47	\$0.17	\$0.15	\$0.16	\$0.22
	Minnesota State Grants	\$0.46	\$0.13	\$0.06	\$0.08	\$0.08	\$0.10
\$20,000 to \$29,999	Number of Recipients	329	141	51	30	36	71
	Combined federal Pell and Minnesota State Grants	\$0.63	\$0.22	\$0.12	\$0.09	\$0.10	\$0.09
	Minnesota State Grants	\$0.45	\$0.13	\$0.08	\$0.08	\$0.09	\$0.08
\$30,000 to \$39,999	Number of Recipients	199	69	40	31	27	32
	Combined federal Pell and Minnesota State Grants	\$0.30	\$0.07	\$0.06	\$0.07	\$0.07	\$0.03
	Minnesota State Grants	\$0.25	\$0.05	\$0.05	\$0.06	\$0.06	\$0.02
\$40,000 to \$49,999	Number of Recipients	82	33	8	9	21	11
	Combined federal Pell and Minnesota State Grants	\$0.09	\$0.02	\$0.00	\$0.00	\$0.03	\$0.01
	Minnesota State Grants	\$0.07	\$0.02	\$0.00	\$0.00	\$0.03	\$0.01
\$50,000 to \$59,999	Number of Recipients	18	3	4	3	5	3
	Combined federal Pell and Minnesota State Grants	\$0.02	\$0.00	\$0.00	\$0.00	\$0.00	\$0.00
	Minnesota State Grants	\$0.01	\$0.00	\$0.00	\$0.00	\$0.00	\$0.00
\$60,000 to \$69,999	Number of Recipients	3	1	0	1	0	1
	Combined federal Pell and Minnesota State Grants	\$0.00	\$0.00	\$0.00	\$0.00	\$0.00	\$0.00
	Minnesota State Grants	\$0.00	\$0.00	\$0.00	\$0.00	\$0.00	\$0.00
\$70,000 or more	Number of Recipients	8	4	2	1	1	0
	Combined federal Pell and Minnesota State Grants	\$0.00	\$0.00	\$0.00	\$0.00	\$0.00	\$0.00
	Minnesota State Grants	\$0.00	\$0.00	\$0.00	\$0.00	\$0.00	\$0.00
Total	Number of Recipients	1,450	661	192	142	167	288
	Combined federal Pell and Minnesota State Grants	\$3.57	\$1.39	\$0.54	\$0.52	\$0.50	\$0.62
	Minnesota State Grants	\$1.62	\$0.43	\$0.25	\$0.32	\$0.31	\$0.30

Note: Dollars are in millions; Award amounts for categories with fewer than 10 recipients are reported as zero. Adjusted gross income of Minnesota State Grant recipients is as reported on federal individual income tax forms. For dependent students, the parents' income was used; for others, the student's, and their spouse's if married, were used.

**Married Independent Students with No Other Dependents (Children)**

**Fiscal Year 2008**

<b>Students Registered for 30 or more credits</b>		<b>Minnesota State Grant Statistics</b>					
Adjusted Gross Income		All institutions	MnSCU Two-Year Colleges	MnSCU Four-Year Universities	University of Minnesota	Minnesota Private Non-Profit Institutions	Minnesota Private For-Profit Institutions
Less than \$10,000	Number of Recipients	96	33	17	16	17	13
	Combined federal Pell and Minnesota State Grants	\$0.60	\$0.16	\$0.10	\$0.13	\$0.14	\$0.07
	Minnesota State Grants	\$0.24	\$0.04	\$0.03	\$0.07	\$0.07	\$0.03
\$10,000 to \$19,999	Number of Recipients	157	46	35	21	39	16
	Combined federal Pell and Minnesota State Grants	\$0.91	\$0.18	\$0.19	\$0.16	\$0.28	\$0.10
	Minnesota State Grants	\$0.47	\$0.08	\$0.09	\$0.09	\$0.16	\$0.05
\$20,000 to \$29,999	Number of Recipients	131	48	27	16	25	15
	Combined federal Pell and Minnesota State Grants	\$0.49	\$0.10	\$0.10	\$0.09	\$0.14	\$0.05
	Minnesota State Grants	\$0.39	\$0.08	\$0.07	\$0.08	\$0.12	\$0.05
\$30,000 to \$39,999	Number of Recipients	66	22	11	5	12	16
	Combined federal Pell and Minnesota State Grants	\$0.15	\$0.03	\$0.02	\$0.00	\$0.04	\$0.04
	Minnesota State Grants	\$0.14	\$0.03	\$0.02	\$0.00	\$0.04	\$0.04
\$40,000 to \$49,999	Number of Recipients	28	8	4	5	6	5
	Combined federal Pell and Minnesota State Grants	\$0.06	\$0.00	\$0.00	\$0.00	\$0.00	\$0.00
	Minnesota State Grants	\$0.05	\$0.00	\$0.00	\$0.00	\$0.00	\$0.00
\$50,000 to \$59,999	Number of Recipients	12	3	1	2	4	2
	Combined federal Pell and Minnesota State Grants	\$0.02	\$0.00	\$0.00	\$0.00	\$0.00	\$0.00
	Minnesota State Grants	\$0.02	\$0.00	\$0.00	\$0.00	\$0.00	\$0.00
\$60,000 to \$69,999	Number of Recipients	4	0	1	2	0	1
	Combined federal Pell and Minnesota State Grants	\$0.00	\$0.00	\$0.00	\$0.00	\$0.00	\$0.00
	Minnesota State Grants	\$0.00	\$0.00	\$0.00	\$0.00	\$0.00	\$0.00
\$70,000 or more	Number of Recipients	2	1	0	0	0	1
	Combined federal Pell and Minnesota State Grants	\$0.00	\$0.00	\$0.00	\$0.00	\$0.00	\$0.00
	Minnesota State Grants	\$0.00	\$0.00	\$0.00	\$0.00	\$0.00	\$0.00
Total	Number of Recipients	496	161	96	67	103	69
	Combined federal Pell and Minnesota State Grants	\$2.24	\$0.50	\$0.42	\$0.41	\$0.63	\$0.28
	Minnesota State Grants	\$1.33	\$0.24	\$0.22	\$0.27	\$0.41	\$0.18

Note: Dollars are in millions; Award amounts for categories with fewer than 10 recipients are reported as zero. Adjusted gross income of Minnesota State Grant recipients is as reported on federal individual income tax forms. For dependent students, the parents' income was used; for others, the student's, and their spouse's if married, were used.



**Unmarried Independent Students with No Other Dependents (Children)**

**Fiscal Year 2008**

Students Registered for Fewer than 30 credits		Minnesota State Grant Statistics					
Adjusted Gross Income		All institutions	MnSCU Two-Year Colleges	MnSCU Four-Year Universities	University of Minnesota	Minnesota Private Non-Profit Institutions	Minnesota Private For-Profit Institutions
Less than \$10,000	Number of Recipients	5,049	2,724	520	349	481	975
	Combined federal Pell and Minnesota State Grants	\$17.28	\$8.37	\$2.04	\$1.80	\$1.88	\$3.20
	Minnesota State Grants	\$4.46	\$1.34	\$0.54	\$0.84	\$0.71	\$1.02
\$10,000 to \$19,999	Number of Recipients	2,995	1,568	374	192	221	640
	Combined federal Pell and Minnesota State Grants	\$6.17	\$2.69	\$0.95	\$0.67	\$0.62	\$1.25
	Minnesota State Grants	\$3.69	\$1.35	\$0.55	\$0.53	\$0.44	\$0.82
\$20,000 to \$29,999	Number of Recipients	1,147	453	128	101	152	313
	Combined federal Pell and Minnesota State Grants	\$1.11	\$0.27	\$0.12	\$0.21	\$0.21	\$0.30
	Minnesota State Grants	\$1.05	\$0.25	\$0.12	\$0.20	\$0.20	\$0.29
\$30,000 to \$39,999	Number of Recipients	86	5	5	27	22	27
	Combined federal Pell and Minnesota State Grants	\$0.06	\$0.00	\$0.00	\$0.02	\$0.01	\$0.02
	Minnesota State Grants	\$0.05	\$0.00	\$0.00	\$0.02	\$0.01	\$0.02
\$40,000 to \$49,999	Number of Recipients	2	0	0	1	1	0
	Combined federal Pell and Minnesota State Grants	\$0.00	\$0.00	\$0.00	\$0.00	\$0.00	\$0.00
	Minnesota State Grants	\$0.00	\$0.00	\$0.00	\$0.00	\$0.00	\$0.00
\$50,000 to \$59,999	Number of Recipients	1	1	0	0	0	0
	Combined federal Pell and Minnesota State Grants	\$0.00	\$0.00	\$0.00	\$0.00	\$0.00	\$0.00
	Minnesota State Grants	\$0.00	\$0.00	\$0.00	\$0.00	\$0.00	\$0.00
\$60,000 to \$69,999	Number of Recipients	4	3	0	0	1	0
	Combined federal Pell and Minnesota State Grants	\$0.00	\$0.00	\$0.00	\$0.00	\$0.00	\$0.00
	Minnesota State Grants	\$0.00	\$0.00	\$0.00	\$0.00	\$0.00	\$0.00
\$70,000 or more	Number of Recipients	5	5	0	0	0	0
	Combined federal Pell and Minnesota State Grants	\$0.00	\$0.00	\$0.00	\$0.00	\$0.00	\$0.00
	Minnesota State Grants	\$0.00	\$0.00	\$0.00	\$0.00	\$0.00	\$0.00
Total	Number of Recipients	9,289	4,759	1,027	670	878	1,955
	Combined federal Pell and Minnesota State Grants	\$24.65	\$11.35	\$3.11	\$2.70	\$2.73	\$4.76
	Minnesota State Grants	\$9.27	\$2.96	\$1.20	\$1.59	\$1.37	\$2.15

Note: Dollars are in millions; Award amounts for categories with fewer than 10 recipients are reported as zero. Adjusted gross income of Minnesota State Grant recipients is as reported on federal individual income tax forms. For dependent students, the parents' income was used; for others, the student's, and their spouse's if married, were used.

**Unmarried Independent Students with No Other Dependents (Children)**

**Fiscal Year 2008**

<b>Students Registered for 30 or more credits</b>		<b>Minnesota State Grant Statistics</b>					
Adjusted Gross Income		All institutions	MnSCU Two-Year Colleges	MnSCU Four-Year Universities	University of Minnesota	Minnesota Private Non-Profit Institutions	Minnesota Private For-Profit Institutions
Less than \$10,000	Number of Recipients	1,299	463	259	178	224	175
	Combined federal Pell and Minnesota State Grants	\$8.25	\$2.36	\$1.54	\$1.46	\$1.70	\$1.19
	Minnesota State Grants	\$3.25	\$0.57	\$0.55	\$0.78	\$0.85	\$0.50
\$10,000 to \$19,999	Number of Recipients	861	349	154	75	99	184
	Combined federal Pell and Minnesota State Grants	\$3.55	\$1.08	\$0.60	\$0.48	\$0.56	\$0.83
	Minnesota State Grants	\$2.57	\$0.70	\$0.42	\$0.37	\$0.43	\$0.64
\$20,000 to \$29,999	Number of Recipients	458	184	58	31	53	132
	Combined federal Pell and Minnesota State Grants	\$0.87	\$0.21	\$0.10	\$0.12	\$0.17	\$0.27
	Minnesota State Grants	\$0.84	\$0.19	\$0.10	\$0.12	\$0.16	\$0.27
\$30,000 to \$39,999	Number of Recipients	26	3	1	6	7	9
	Combined federal Pell and Minnesota State Grants	\$0.04	\$0.00	\$0.00	\$0.00	\$0.00	\$0.00
	Minnesota State Grants	\$0.03	\$0.00	\$0.00	\$0.00	\$0.00	\$0.00
\$40,000 to \$49,999	Number of Recipients	1	0	0	0	1	0
	Combined federal Pell and Minnesota State Grants	\$0.00	\$0.00	\$0.00	\$0.00	\$0.00	\$0.00
	Minnesota State Grants	\$0.00	\$0.00	\$0.00	\$0.00	\$0.00	\$0.00
\$50,000 to \$59,999	Number of Recipients	0	0	0	0	0	0
	Combined federal Pell and Minnesota State Grants	\$0.00	\$0.00	\$0.00	\$0.00	\$0.00	\$0.00
	Minnesota State Grants	\$0.00	\$0.00	\$0.00	\$0.00	\$0.00	\$0.00
\$60,000 to \$69,999	Number of Recipients	0	0	0	0	0	0
	Combined federal Pell and Minnesota State Grants	\$0.00	\$0.00	\$0.00	\$0.00	\$0.00	\$0.00
	Minnesota State Grants	\$0.00	\$0.00	\$0.00	\$0.00	\$0.00	\$0.00
\$70,000 or more	Number of Recipients	0	0	0	0	0	0
	Combined federal Pell and Minnesota State Grants	\$0.00	\$0.00	\$0.00	\$0.00	\$0.00	\$0.00
	Minnesota State Grants	\$0.00	\$0.00	\$0.00	\$0.00	\$0.00	\$0.00
Total	Number of Recipients	2,645	999	472	290	384	500
	Combined federal Pell and Minnesota State Grants	\$12.71	\$3.64	\$2.25	\$2.06	\$2.45	\$2.31
	Minnesota State Grants	\$6.68	\$1.46	\$1.08	\$1.28	\$1.45	\$1.42

Note: Dollars are in millions; Award amounts for categories with fewer than 10 recipients are reported as zero. Adjusted gross income of Minnesota State Grant recipients is as reported on federal individual income tax forms. For dependent students, the parents' income was used; for others, the student's, and their spouse's if married, were used.

## Minnesota State Grant Number of Recipients and Amount Awarded by Institution, Fiscal Year 2008

### MnSCU Two-Year Colleges

Participating Institutions	Number of Minnesota State Grant Recipients	Combined Federal Pell and Minnesota State Grants Received	Minnesota State Grants Received
Alexandria Technical College	819	\$2,679,000	\$1,157,000
Anoka Technical College	651	\$1,669,000	\$557,000
Anoka-Ramsey Community College	1,513	\$3,857,000	\$1,159,000
Central Lakes College	1,325	\$4,141,000	\$1,382,000
Century College	2,426	\$6,717,000	\$1,769,000
Dakota County Technical College	704	\$2,032,000	\$744,000
Fond du Lac Tribal & Community College	414	\$1,312,000	\$314,000
Hennepin Technical College	1,354	\$3,660,000	\$1,164,000
Hibbing Community College	664	\$2,159,000	\$597,000
Inver Hills Community College	1,066	\$2,794,000	\$865,000
Itasca Community College	523	\$1,851,000	\$512,000
Lake Superior College	1,119	\$3,157,000	\$975,000
Mesabi Range Community & Technical College	576	\$2,013,000	\$598,000
Minneapolis Community & Technical College	3,492	\$9,619,000	\$2,253,000
Minnesota State College-Southeast	635	\$1,867,000	\$604,000
Minnesota State Community & Technical College	1,742	\$5,563,000	\$1,813,000
Minnesota West Community & Technical College	954	\$3,022,000	\$1,099,000
Normandale Community College	2,089	\$6,034,000	\$1,843,000
North Hennepin Community College	1,576	\$4,276,000	\$1,139,000
Northland Community & Technical College	928	\$2,847,000	\$1,002,000
Northwest Technical College	568	\$1,825,000	\$520,000
Pine Technical College	208	\$604,000	\$151,000

Award amounts for institutions with fewer than 10 recipients are reported as zero.

**MnSCU Two-Year Colleges**

Participating Institutions	Number of Minnesota State Grant Recipients	Combined Federal Pell and Minnesota State Grants Received	Minnesota State Grants Received
Rainy River Community College	94	\$320,000	\$76,000
Ridgewater College	1,696	\$5,126,000	\$1,929,000
Riverland Community College	958	\$2,843,000	\$901,000
Rochester Community and Technical College	1,616	\$4,723,000	\$1,548,000
South Central Technical College	1,231	\$3,593,000	\$1,192,000
St. Cloud Technical College	1,383	\$4,182,000	\$1,582,000
St. Paul College	1,656	\$5,053,000	\$1,189,000
Vermilion Community College	160	\$582,000	\$198,000
Sub-Total	34,140	\$100,117,000	\$30,832,000

**MnSCU Four-Year Universities**

Participating Institutions	Number of Minnesota State Grant Recipients	Combined Federal Pell and Minnesota State Grants Received	Minnesota State Grants Received
Bemidji State University	1,363	\$5,293,000	\$2,854,000
Metropolitan State University	1,012	\$3,013,000	\$1,070,000
Minnesota State University Moorhead	1,374	\$4,925,000	\$2,612,000
Minnesota State University, Mankato	3,173	\$11,647,000	\$6,324,000
Southwest Minnesota State University	812	\$3,261,000	\$1,764,000
St. Cloud State University	3,481	\$12,385,000	\$6,282,000
Winona State University	1,326	\$5,257,000	\$3,248,000
Sub-Total	12,541	\$45,782,000	\$24,155,000

Award amounts for institutions with fewer than 10 recipients are reported as zero.

**University of Minnesota**

Participating Institutions	Number of Minnesota State Grant Recipients	Combined Federal Pell and Minnesota State Grants Received	Minnesota State Grants Received
University of Minnesota Crookston	339	\$1,604,000	\$1,031,000
University of Minnesota Duluth	2,418	\$11,122,000	\$7,705,000
University of Minnesota Morris	532	\$2,558,000	\$1,674,000
University of Minnesota Twin Cities	6,376	\$32,701,000	\$22,410,000
Sub-Total	9,665	\$47,985,000	\$32,820,000

**Minnesota Private Non-Profit Institutions**

Participating Institutions	Number of Minnesota State Grant Recipients	Combined Federal Pell and Minnesota State Grants Received	Minnesota State Grants Received
American Indian Opportunities Industrialization Center	66	\$193,000	\$42,000
Augsburg College	804	\$3,839,000	\$2,564,000
Bethany Lutheran College	224	\$1,125,000	\$781,000
Bethel University	778	\$3,661,000	\$2,562,000
Cardinal Stritch University	26	\$67,000	\$42,000
Carleton College	150	\$881,000	\$606,000
College of St. Benedict	573	\$2,905,000	\$2,115,000
College of St. Catherine	1,277	\$5,263,000	\$3,069,000
College of St. Scholastica	864	\$4,365,000	\$3,086,000
College of Visual Arts	64	\$303,000	\$225,000
Concordia College Moorhead	759	\$3,688,000	\$2,676,000
Concordia University St. Paul	395	\$2,009,000	\$1,254,000
Crossroads College	61	\$293,000	\$187,000
Crown College	309	\$1,396,000	\$842,000
Dunwoody College of Technology	786	\$2,704,000	\$1,376,000

Award amounts for institutions with fewer than 10 recipients are reported as zero.

**Minnesota Private Non-Profit Institutions**

Participating Institutions	Number of Minnesota State Grant Recipients	Combined Federal Pell and Minnesota State Grants Received	Minnesota State Grants Received
East Metro Opportunities Industrialization Center	104	\$306,000	\$112,000
Gustavus Adolphus College	656	\$3,297,000	\$2,372,000
Hamline University	716	\$3,853,000	\$2,676,000
Macalester College	105	\$593,000	\$392,000
Martin Luther College	48	\$227,000	\$185,000
Minneapolis College of Art and Design	147	\$727,000	\$515,000
North Central University	244	\$1,176,000	\$773,000
Northwestern College	808	\$3,877,000	\$2,680,000
Northwestern Health Sciences University	18	\$58,000	\$27,000
Oak Hills Christian College	80	\$417,000	\$256,000
Pillsbury Baptist Bible College	64	\$328,000	\$210,000
Presentation College	83	\$376,000	\$189,000
St. John's University	429	\$2,140,000	\$1,540,000
St. Mary's University of Minnesota	298	\$1,524,000	\$1,030,000
St. Olaf College	457	\$2,388,000	\$1,653,000
Summit Academy Opportunity Industrialization Center	197	\$558,000	\$181,000
University of St. Thomas	1,209	\$5,952,000	\$4,269,000
White Earth Tribal College	13	\$39,000	\$3,000
<b>Sub-Total</b>	<b>12,812</b>	<b>\$60,527,000</b>	<b>\$40,490,000</b>

Award amounts for institutions with fewer than 10 recipients are reported as zero.

**Minnesota Private For-Profit Institutions**

Participating Institutions	Number of Minnesota State Grant Recipients	Combined Federal Pell and Minnesota State Grants Received	Minnesota State Grants Received
Academy College	104	\$266,000	\$118,000
Allure School of Cosmetology	26	\$114,000	\$51,000
Argosy University, Twin Cities Campus	404	\$1,188,000	\$487,000
Art Institutes International Minnesota	755	\$3,003,000	\$1,787,000
Aveda Institute Minneapolis	195	\$752,000	\$337,000
Brown College	784	\$3,864,000	\$2,368,000
Central Beauty School Cambridge	20	\$88,000	\$36,000
Cosmetology Training Center Mankato	42	\$160,000	\$82,000
DeVry University Edina Center	9	\$0	\$0
Duluth Business University	236	\$638,000	\$206,000
Everest Institute	739	\$2,241,000	\$481,000
Globe University	501	\$1,458,000	\$627,000
Hastings Beauty School	18	\$64,000	\$36,000
Healing Touch School of Massage	1	\$0	\$0
Herzing College	176	\$655,000	\$258,000
High Tech Institute St. Louis Park	416	\$1,598,000	\$702,000
IC Beauty and Massage School Richfield	16	\$68,000	\$27,000
Ingénue Beauty School	9	\$0	\$0
Institute of Production & Recording	65	\$34,000	\$16,000
ITT Technical Institute	194	\$230,000	\$118,000
Le Cordon College of Culinary Arts Minneapolis St. Paul	334	\$1,156,000	\$534,000
Leech Lake Tribal College	80	\$184,000	\$29,000
Maranatha College	3	\$0	\$0
McNally Smith College of Music	133	\$527,000	\$323,000

Award amounts for institutions with fewer than 10 recipients are reported as zero.

**Minnesota Private For-Profit Institutions**

Participating Institutions	Number of Minnesota State Grant Recipients	Combined Federal Pell and Minnesota State Grants Received	Minnesota State Grants Received
Midwest Beauty School	13	\$38,000	\$11,000
Minneapolis Business College	286	\$1,273,000	\$590,000
Minnesota Beauty School	10	\$32,000	\$10,000
Minnesota School of Barbering	23	\$89,000	\$39,000
Minnesota School of Beauty	30	\$109,000	\$60,000
Minnesota School of Business	3,311	\$9,952,000	\$4,286,000
Minnesota School of Cosmetology	131	\$442,000	\$152,000
Model College of Hair Design	61	\$228,000	\$105,000
Moler Barber School of Hairstyling	41	\$159,000	\$57,000
National American University	566	\$132,000	\$80,000
Nova Academy of Cosmetology	31	\$1,802,000	\$739,000
NTI School of CAD Technology	34	\$130,000	\$82,000
Park Avenue School of Cosmetology	12	\$45,000	\$16,000
Pro-Image Beauty School	9	\$0	\$0
Professional Salon Academy	37	\$153,000	\$68,000
Rasmussen College Brooklyn Park	813	\$2,459,000	\$934,000
Rasmussen College Eagan	480	\$1,289,000	\$508,000
Rasmussen College Lake Elmo	221	\$637,000	\$241,000
Rasmussen College Mankato	529	\$1,567,000	\$626,000
Rasmussen College Minnetonka	312	\$844,000	\$334,000
Rasmussen College Moorhead	30	\$49,000	\$17,000
Rasmussen College St. Cloud	683	\$2,021,000	\$751,000
Regency Beauty	82	\$240,000	\$113,000
Regency Beauty Institute-Blaine	309	\$1,313,000	\$638,000

Award amounts for institutions with fewer than 10 recipients are reported as zero.



**Minnesota Private For-Profit Institutions**

Participating Institutions	Number of Minnesota State Grant Recipients	Combined Federal Pell and Minnesota State Grants Received	Minnesota State Grants Received
Rochester School of Hair Design	30	\$111,000	\$56,000
Salon Professional Academy	29	\$153,000	\$65,000
Scot Lewis School of Cosmetology Bloomington	175	\$117,000	\$50,000
Scot Lewis School of Cosmetology Plymouth	89	\$653,000	\$243,000
SPA-A School	43	\$351,000	\$123,000
Transportation Center for Excellence	33	\$51,000	\$23,000
University of Phoenix Minneapolis St. Paul	375	\$1,280,000	\$459,000
<b>Total</b>	<b>14,088</b>	<b>\$46,645,000</b>	<b>\$20,377,000</b>

<b>All Institutions</b>	Number of Minnesota State Grant Recipients	Combined Federal Pell and Minnesota State Grants Received	Minnesota State Grants Received
<b>Total</b>	<b>83,246</b>	<b>\$301,055,000</b>	<b>\$148,674,000</b>

Award amounts for institutions with fewer than 10 recipients are reported as zero.