

Status Report

Earnings in Minnesota

Median Annual Earnings by Sex

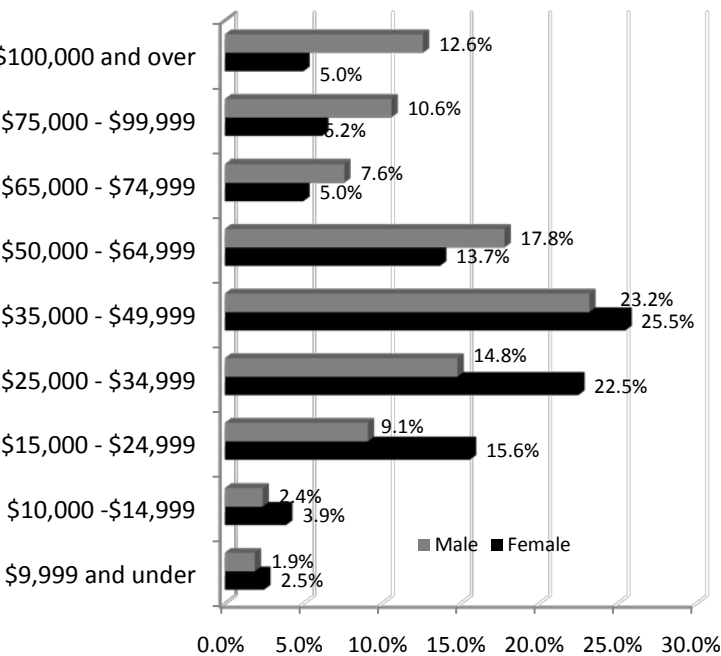
- In Minnesota, the 2009 median annual earnings of female full time year round workers was \$37,569 compared to \$48,969 for men. The earnings gap for women in Minnesota is 76.7%
- In the United States, the 2009 median annual earnings of female full time year round workers was \$35,207 compared to \$45,363 for men. The earnings gap for women in the U.S. is 77.6%

Minnesota Counties

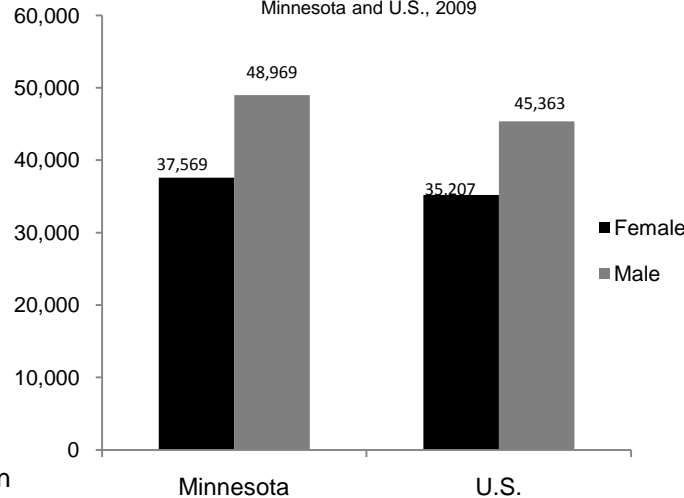
- The median annual earnings of Minnesota full-time year-round workers varied by county.
- Median annual earnings in Minnesota were generally highest in the seven-county metro area.
 - Median annual earnings of female full-time, year-round workers ranged from \$44,841 in Washington County to \$24,167 in Traverse County.
 - The median annual earnings of male full-time year-round workers varied more widely by county, ranging from \$60,533 in Washington County to \$35,954 in Cook County.

Earnings Distribution by Sex

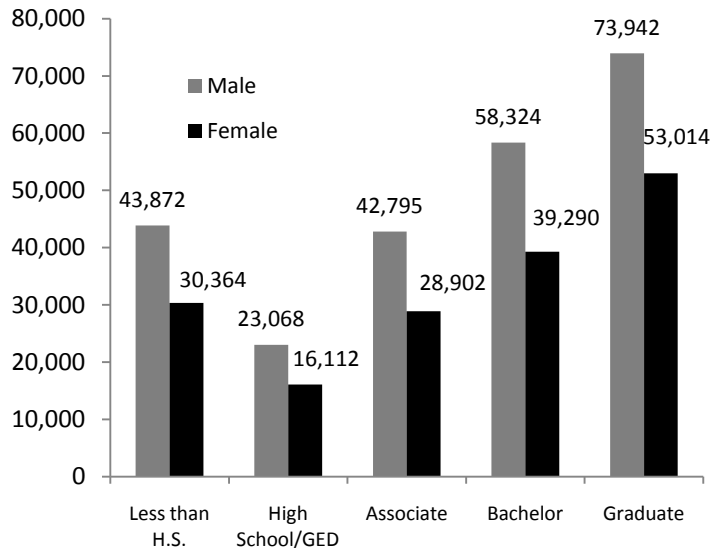
Minnesota female full-time, year-round workers age 16 years and over were more likely to have earnings in the lower end of the earnings distribution. Earnings of comparable male workers were distributed more evenly through the range of earnings.



Median Annual Earnings by Sex
Full-time, Year-round Workers Age 16 Years and Over
Minnesota and U.S., 2009



Median Earnings by Educational Attainment
Full-time, Year-round Workers Age 25 Years and Over, Minnesota, 2009



Earnings Distribution by Educational Attainment

Minnesota female full-time, year-round workers age 25 years and over were more likely to earn less than their male counterparts at all degree levels, with the largest disparities at the Bachelor's and Master's Degree level.

All Data: S2001. Earnings in the Past 12 Months (In 2009 Inflation-Adjusted Dollars) Data Set: 2005-2009 American Community Survey 5-Year Estimates Survey: American Community Survey