

Gambling Control Board

Report to the Governor and Legislature

FY2013 Financial Summary of Licensed Lawful (Charitable) Gambling Organizations

(MS 349.151, Subd. 4(a)(9) requires the Gambling Control Board to report annually to the governor and legislature a financial summary for each licensed organization)

GROSS RECEIPTS, PRIZES PAID, OPERATING EXPENSE, NET PROFITS

\$1,141,505,572	100.0%	Gross Receipts (all money received from the five forms of lawful gambling)
<u>\$939,776,592</u>	<u>82.3%</u>	Less Prizes Paid
<u>\$201,728,980</u>	<u>17.7%</u>	Gross Profit

\$201,728,980	100.0%	Gross Profit
<u>\$106,041,033</u>	<u>52.6%</u>	Less Allowable Expenses (operating expenses directly related to conduct of gambling such as salaries, rent, product, supplies)
<u>\$95,687,947</u>	<u>47.4%</u>	Net Profit

LAWFUL PURPOSE EXPENDITURES (LPE)

\$39,646,084	19.7%	Taxes and Fees (federal and state taxes related to gambling, the .1% Board fee, and licensing fees paid to Gambling Control Board)
\$41,191,761	20.4%	Charitable Donations (See chart FY2013 Charitable Contributions by Category)
<u>\$9,671,430</u>	<u>4.8%</u>	Other LPE (miscellaneous allowed items such as real estate taxes and utilities paid by veteran and fraternal organizations that own their own buildings)
<u>\$90,509,276</u>	<u>44.9%</u>	Total Lawful Purpose Expenditures

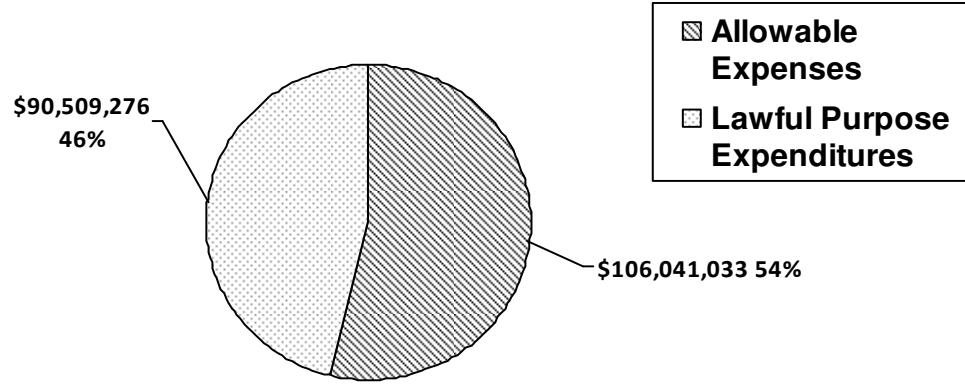
Organization Type:

Veterans	330	28.5%	Legions, VFWs, Auxiliaries, etc.
Youth Programs	170	14.7%	Athletic, musical, etc.
Fire Departments	171	14.8%	Fire Relief Associations
Lions Clubs	157	13.6%	Lions
Fraternal / Civic Clubs	151	13.1%	Eagles, Elks, Moose, Jaycees, etc.
Outdoor	88	7.6%	ATV, conservation, fishing, hunting, lakes, snowmobile, trails, etc.
Miscellaneous	58	5.0%	Animal shelters, arts, library, medical, etc.
Religious	31	2.7%	Churches, schools, Knights of Columbus
*Total	1,156	100%	

* Report does not include organizations that either did not actively conduct gambling for the entire fiscal year, or organizations which did not submit an Organization Annual Report in time to be included in this summary.

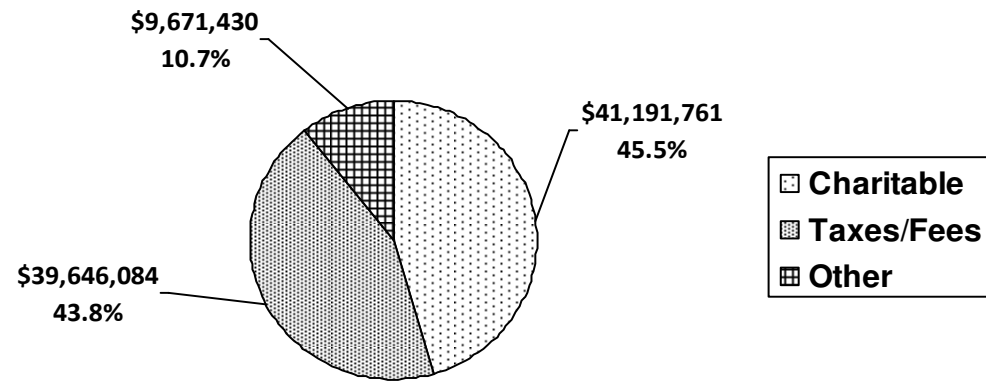
Gambling Control Board

LAWFUL GAMBLING FUNDS SPENT FY2013



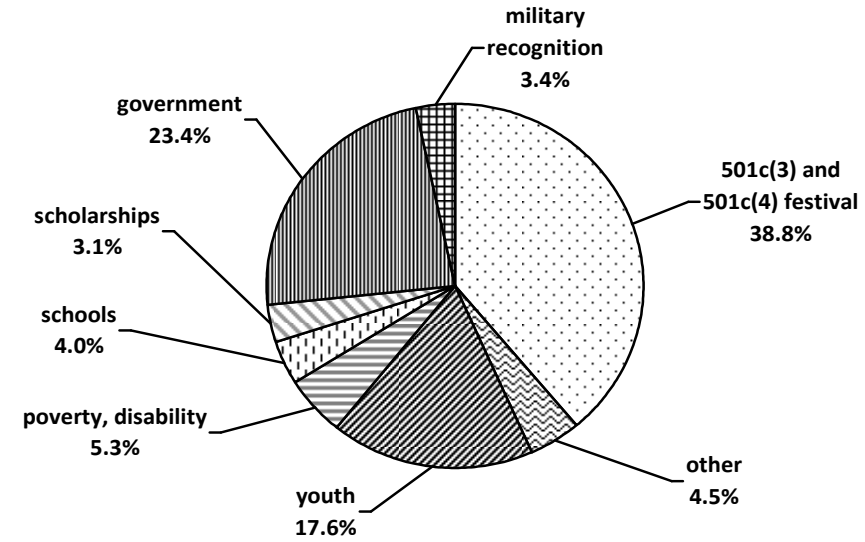
FY2013 Total Gambling Funds Spent \$196,550,309

LAWFUL PURPOSES BY CATEGORY FY2013



FY2013 Total Lawful Purpose Expenditures \$90,509,276

FY2013 CHARITABLE CONTRIBUTIONS BY CATEGORY



Amount	Percentage	Description	GCB Code
\$15,992,390	38.8%	501c(3) and 501c(4) festival organizations	A1
\$9,628,961	23.4%	Government	A10
\$7,241,223	17.6%	Youth	A7
\$2,183,393	5.3%	Poverty, disability	A2
\$1,629,389	4.0%	Schools	A4
\$1,401,078	3.4%	Military recognition	A6
\$1,270,527	3.1%	Scholarships	A5
\$1,844,799	4.5%	Other	see below
<u>\$41,191,761</u>	100%	TOTAL Charitable Donations	
\$866,219		Other - church	A11
\$468,311		Other - wildlife management, trails	A13
\$218,156		Other - food shelves	A14
\$130,388		Other - community arts	A15
\$88,294		Other - honoring humanitarian service	A19
\$67,401		Other - water testing programs	A12
\$6,029		Other - problem gambling	A3
<u>\$1,844,799</u>		TOTAL Other	

FY2013 Lawful (Charitable) Gambling Report to Legislature - Alpha by Organization

Organization Name	City	License Number	Gross Receipts	Prizes	Net Receipts	ALLOWABLE EXPENSES		LAWFUL PURPOSE EXPENDITURES							
						TOTAL	%	Charitable	%	Other	%	Taxes/Fees	%	TOTAL	%
Abate of Minn	Marshall	03470	\$99,550	\$64,427	\$35,123	\$7,792	22.2%	-\$126	-0.4%	\$0	0.0%	\$3,685	10.5%	\$3,559	10.1%
Air Force Assoc General EW Rawlings Chapt	Minneapolis	02905	\$1,572,843	\$1,221,812	\$351,031	\$213,382	60.8%	\$33,608	9.6%	\$6,343	1.8%	\$92,316	26.3%	\$132,267	37.7%
Airport Foundation MSP	St. Paul	02752	\$385,587	\$299,673	\$85,914	\$54,879	63.9%	\$36,500	42.5%	\$0	0.0%	\$9,084	10.6%	\$45,584	53.1%
Aitkin Fire Dept Relief Assoc	Aitkin	03027	\$440,020	\$364,535	\$75,485	\$46,020	61.0%	\$20,660	27.4%	\$0	0.0%	\$5,379	7.1%	\$26,039	34.5%
Aitkin Lions Club	Aitkin	01694	\$1,043,153	\$901,703	\$141,450	\$97,772	69.1%	\$24,558	17.4%	\$0	0.0%	\$18,316	12.9%	\$42,874	30.3%
Aitkin Quarterbacks Club	Aitkin	02032	\$332,201	\$270,029	\$62,172	\$39,120	62.9%	\$24,059	38.7%	\$0	0.0%	\$2,794	4.5%	\$26,854	43.2%
Akeley Lions Club	Akeley	02904	\$111,070	\$83,337	\$27,733	\$13,837	49.9%	\$9,215	33.2%	\$0	0.0%	\$2,368	8.5%	\$11,583	41.8%
Albany Fire Dept, Inc	Albany	02784	\$818,825	\$668,658	\$150,167	\$77,344	51.5%	\$74,460	49.6%	\$0	0.0%	\$20,254	13.5%	\$94,714	63.1%
Albany Jaycees	Albany	02474	\$555,251	\$454,023	\$101,228	\$53,475	52.8%	\$55,747	55.1%	\$0	0.0%	\$3,401	3.4%	\$59,148	58.4%
Albany Lions Club	Albany	02337	\$116,061	\$88,230	\$27,831	\$20,180	72.5%	\$12,736	45.8%	\$0	0.0%	\$2,788	10.0%	\$15,524	55.8%
Albert Lea Amateur Hockey Association	Albert Lea	01250	\$907,902	\$709,489	\$198,413	\$109,916	55.4%	\$73,263	36.9%	\$0	0.0%	\$25,875	13.0%	\$99,138	50.0%
Albert Lea Wrestling Booster Club	Clarks Grove	35014	\$293,502	\$226,805	\$66,697	\$36,403	54.6%	\$25,000	37.5%	\$0	0.0%	\$5,943	8.9%	\$30,943	46.4%
Albertville Lions Club	Albertville	01535	\$1,509,057	\$1,294,959	\$214,098	\$124,258	58.0%	\$63,075	29.5%	\$300	0.1%	\$39,806	18.6%	\$103,181	48.2%
Alborn Sno Devils	Alborn Twp	02479	\$740,417	\$634,176	\$106,241	\$59,361	55.9%	\$6,253	5.9%	\$20,823	19.6%	\$8,798	8.3%	\$35,873	33.8%
Aldrich Lions Club	Aldrich	04000	\$93,473	\$76,139	\$17,334	\$11,086	64.0%	\$4,700	27.1%	\$0	0.0%	\$1,533	8.8%	\$6,233	36.0%
Alexandria Area Hockey Association	Alexandria	01739	\$895,567	\$694,995	\$200,572	\$88,474	44.1%	\$73,567	36.7%	\$0	0.0%	\$23,934	11.9%	\$97,501	48.6%
Aliveness Project Inc	Minneapolis	04988	\$956,663	\$756,784	\$199,879	\$115,688	57.9%	\$34,682	17.4%	\$0	0.0%	\$39,597	19.8%	\$74,279	37.2%
Aliveo Learning Center	Red Wing	36138	\$427,362	\$353,912	\$73,450	\$49,046	66.8%	\$20,600	28.0%	\$0	0.0%	\$4,090	5.6%	\$24,690	33.6%
Altura Lions Club	Altura	06398	\$83,940	\$61,891	\$22,049	\$7,128	32.3%	\$8,308	37.7%	\$0	0.0%	\$2,147	9.7%	\$10,455	47.4%
Altura Volunteer Fire Relief Association	Altura	04240	\$338,289	\$257,147	\$81,142	\$53,109	65.5%	\$19,827	24.4%	\$0	0.0%	\$5,788	7.1%	\$25,615	31.6%
Alvarado Lions Club	Alvarado	03154	\$451,223	\$393,467	\$57,756	\$29,458	51.0%	\$21,583	37.4%	\$0	0.0%	\$3,043	5.3%	\$24,626	42.6%
Amboy Fireman's Relief Association	Amboy	02035	\$102,645	\$86,782	\$15,864	\$10,047	63.3%	\$3,864	24.4%	\$0	0.0%	\$1,744	11.0%	\$5,608	35.4%
American Business Womens Chapt Lady Slip	Roseville	03162	\$4,406,918	\$3,589,916	\$817,002	\$457,124	56.0%	\$94,143	11.5%	\$0	0.0%	\$220,643	27.0%	\$314,787	38.5%
American Legion Post 101 Melrose	Melrose	01053	\$784,081	\$637,548	\$146,533	\$62,964	43.0%	\$25,047	17.1%	\$35,017	23.9%	\$17,705	12.1%	\$77,770	53.1%
American Legion Post 102 Anoka	Anoka	00010	\$1,404,969	\$1,132,228	\$272,741	\$149,403	54.8%	\$30,932	11.3%	\$49,782	18.3%	\$48,122	17.6%	\$128,836	47.2%
American Legion Post 104 Litchfield	Litchfield	00518	\$393,725	\$311,815	\$81,910	\$33,360	40.7%	\$17,871	21.8%	\$18,995	23.2%	\$5,854	7.1%	\$42,720	52.2%
American Legion Post 105 Lyle	Lyle	00247	\$570,049	\$476,396	\$93,653	\$54,701	58.4%	\$17,822	19.0%	\$9,322	10.0%	\$10,262	11.0%	\$37,406	39.9%
American Legion Post 108 Le Center	Le Center	00587	\$173,227	\$140,081	\$33,146	\$13,575	41.0%	\$4,827	14.6%	\$13,632	41.1%	\$3,751	11.3%	\$22,210	67.0%
American Legion Post 109 Two Harbors	Two Harbors	00368	\$467,677	\$383,699	\$83,978	\$52,223	62.2%	\$4,398	5.2%	\$18,260	21.7%	\$6,682	8.0%	\$29,340	34.9%
American Legion Post 11 Mankato	Mankato	00524	\$247,713	\$188,538	\$59,175	\$26,644	45.0%	\$800	1.4%	\$24,783	41.9%	\$7,146	12.1%	\$32,729	55.3%
American Legion Post 113 Marshall	Marshall	00746	\$445,339	\$333,179	\$112,160	\$50,851	45.3%	\$17,793	15.9%	\$31,111	27.7%	\$7,640	6.8%	\$56,543	50.4%
American Legion Post 117 Thief River Falls	Thief River Falls	00794	\$1,141,612	\$951,233	\$190,379	\$98,344	51.7%	\$42,580	22.4%	\$12,103	6.4%	\$29,937	15.7%	\$84,620	44.4%

FY2013 Lawful (Charitable) Gambling Report to Legislature - Alpha by Organization

Organization Name	City	License Number	Gross Receipts	Prizes	Net Receipts	ALLOWABLE EXPENSES		LAWFUL PURPOSE EXPENDITURES							
						TOTAL	%	Charitable	%	Other	%	Taxes/Fees	%	TOTAL	%
American Legion Post 118 Wayzata	Wayzata	01006	\$249,612	\$189,949	\$59,663	\$9,979	16.7%	\$37,860	63.5%	\$1,818	3.0%	\$5,336	8.9%	\$45,014	75.4%
American Legion Post 119 Byron	Byron	01156	\$174,858	\$133,945	\$40,913	\$26,529	64.8%	\$16,497	40.3%	\$600	1.5%	\$6,919	16.9%	\$24,016	58.7%
American Legion Post 12 Long Prairie	Long Prairie	00739	\$404,355	\$324,528	\$79,827	\$38,880	48.7%	\$10,321	12.9%	\$22,838	28.6%	\$9,724	12.2%	\$42,883	53.7%
American Legion Post 121 Watertown	Watertown	02418	\$234,338	\$167,588	\$66,750	\$35,771	53.6%	\$18,422	27.6%	\$1,013	1.5%	\$5,623	8.4%	\$25,058	37.5%
American Legion Post 122 Deer River	Deer River	00510	\$427,112	\$320,359	\$106,753	\$63,527	59.5%	\$13,156	12.3%	\$19,720	18.5%	\$8,555	8.0%	\$41,430	38.8%
American Legion Post 123 Luverne	Luverne	00498	\$77,390	\$59,090	\$18,300	\$3,986	21.8%	\$8,872	48.5%	\$5,524	30.2%	\$2,298	12.6%	\$16,693	91.2%
American Legion Post 126 Cosmos	Cosmos	00833	\$239,347	\$195,567	\$43,780	\$15,427	35.2%	\$3,884	8.9%	\$20,917	47.8%	\$4,263	9.7%	\$29,064	66.4%
American Legion Post 130 Jackson	Jackson	00251	\$168,137	\$126,348	\$41,789	\$20,236	48.4%	\$4,906	11.7%	\$16,171	38.7%	\$4,055	9.7%	\$25,131	60.1%
American Legion Post 131 Maple Lake	Maple Lake	00623	\$956,537	\$788,449	\$168,088	\$66,150	39.4%	\$36,860	21.9%	\$37,930	22.6%	\$28,401	16.9%	\$103,191	61.4%
American Legion Post 132 New Ulm	New Ulm	00417	\$428,501	\$338,047	\$90,454	\$53,308	58.9%	\$30,808	34.1%	\$37,928	41.9%	\$7,565	8.4%	\$76,300	84.4%
American Legion Post 134 Aux Walker	Walker	00105	\$59,628	\$39,838	\$19,790	\$11,279	57.0%	\$3,227	16.3%	\$505	2.6%	\$2,331	11.8%	\$6,063	30.6%
American Legion Post 134 Walker	Walker	00115	\$1,484,705	\$1,215,543	\$269,162	\$119,812	44.5%	\$33,225	12.3%	\$41,778	15.5%	\$57,222	21.3%	\$132,225	49.1%
American Legion Post 135 Hector	Hector	01273	\$76,911	\$63,947	\$12,964	\$5,527	42.6%	\$2,597	20.0%	\$1,101	8.5%	\$1,227	9.5%	\$4,925	38.0%
American Legion Post 136 Flensburg	Flensburg	02663	\$202,210	\$162,952	\$39,258	\$22,633	57.7%	\$10,333	26.3%	\$0	0.0%	\$2,987	7.6%	\$13,320	33.9%
American Legion Post 137 Royalton	Royalton	00785	\$108,167	\$77,683	\$30,484	\$7,107	23.3%	\$14,381	47.2%	\$11,321	37.1%	\$2,881	9.5%	\$28,583	93.8%
American Legion Post 14 Bemidji	Bemidji	00309	\$665,046	\$566,044	\$99,002	\$69,437	70.1%	\$11,708	11.8%	\$11,550	11.7%	\$10,991	11.1%	\$34,249	34.6%
American Legion Post 141 Silver Lake	Silver Lake	00123	\$193,283	\$149,933	\$43,350	\$21,872	50.5%	\$9,457	21.8%	\$7,748	17.9%	\$6,030	13.9%	\$23,235	53.6%
American Legion Post 145 Howard Lake	Howard Lake	01342	\$606,318	\$514,357	\$91,961	\$33,656	36.6%	\$8,702	9.5%	\$33,252	36.2%	\$9,021	9.8%	\$50,975	55.4%
American Legion Post 146 Adams	Adams	00352	\$157,677	\$126,683	\$30,993	\$13,353	43.1%	\$9,085	29.3%	\$3,577	11.5%	\$2,839	9.2%	\$15,500	50.0%
American Legion Post 147 Big Lake	Big Lake	01195	\$2,304,435	\$1,895,770	\$408,665	\$220,702	54.0%	\$56,786	13.9%	\$0	0.0%	\$94,123	23.0%	\$150,908	36.9%
American Legion Post 149 Morristown	Morristown	00660	\$285,792	\$201,869	\$83,923	\$33,378	39.8%	\$18,756	22.3%	\$21,647	25.8%	\$6,289	7.5%	\$46,692	55.6%
American Legion Post 157 East Grand Forks	East Grand Forks	00456	\$2,545,917	\$2,164,096	\$381,821	\$159,948	41.9%	\$83,442	21.9%	\$13,284	3.5%	\$95,275	25.0%	\$192,001	50.3%
American Legion Post 16 Bagley	Bagley	00977	\$768,314	\$633,119	\$135,196	\$72,893	53.9%	\$10,977	8.1%	\$29,393	21.7%	\$16,336	12.1%	\$56,706	41.9%
American Legion Post 164 Stewartville	Stewartville	01093	\$473,111	\$372,107	\$101,004	\$40,064	39.7%	\$12,438	12.3%	\$26,703	26.4%	\$19,141	19.0%	\$58,282	57.7%
American Legion Post 165 Bricelyn	Bricelyn	01183	\$60,260	\$48,872	\$11,388	\$3,322	29.2%	\$665	5.8%	\$4,413	38.7%	\$1,352	11.9%	\$6,430	56.5%
American Legion Post 167 Willmar	Willmar	00586	\$1,299,325	\$1,055,858	\$243,467	\$108,586	44.6%	\$53,659	22.0%	\$14,666	6.0%	\$46,173	19.0%	\$114,499	47.0%
American Legion Post 168 White Bear Lake	White Bear Lake	00539	\$1,050,089	\$861,418	\$188,671	\$96,885	51.4%	\$9,182	4.9%	\$45,486	24.1%	\$33,424	17.7%	\$88,093	46.7%
American Legion Post 172 Osseo	Osseo	00104	\$3,811,443	\$3,284,675	\$526,768	\$206,783	39.3%	\$30,397	5.8%	\$91,953	17.5%	\$129,996	24.7%	\$252,346	47.9%
American Legion Post 173 Tracy	Tracy	00327	\$228,121	\$177,569	\$50,552	\$33,420	66.1%	\$12,468	24.7%	\$259	0.5%	\$4,427	8.8%	\$17,154	33.9%
American Legion Post 1776 Apple Valley	Apple Valley	00694	\$5,571,593	\$4,759,431	\$812,162	\$267,092	32.9%	\$107,905	13.3%	\$86,611	10.7%	\$264,093	32.5%	\$458,609	56.5%
American Legion Post 178 Milaca	Milaca	00530	\$465,190	\$373,375	\$91,815	\$50,336	54.8%	\$7,093	7.7%	\$18,064	19.7%	\$10,606	11.6%	\$35,764	39.0%
American Legion Post 179 Plainview	Plainview	00090	\$261,448	\$220,222	\$41,227	\$31,634	76.7%	\$10,779	26.1%	\$8,204	19.9%	\$2,754	6.7%	\$21,737	52.7%

FY2013 Lawful (Charitable) Gambling Report to Legislature - Alpha by Organization

Organization Name	City	License Number	Gross Receipts	Prizes	Net Receipts	ALLOWABLE EXPENSES		LAWFUL PURPOSE EXPENDITURES							
						TOTAL	%	Charitable	%	Other	%	Taxes/Fees	%	TOTAL	%
American Legion Post 181 Lake Park	Lake Park	00577	\$129,328	\$94,988	\$34,340	\$20,308	59.1%	\$5,369	15.6%	\$7,230	21.1%	\$2,731	8.0%	\$15,330	44.6%
American Legion Post 184 Pine Island	Pine Island	00308	\$536,892	\$437,352	\$99,540	\$57,179	57.4%	\$2,575	2.6%	\$21,747	21.8%	\$9,073	9.1%	\$33,395	33.5%
American Legion Post 187 Glenwood	Glenwood	00509	\$142,969	\$112,489	\$30,480	\$25,615	84.0%	\$5,827	19.1%	\$2,823	9.3%	\$1,743	5.7%	\$10,393	34.1%
American Legion Post 188 Evansville	Evansville	35868	\$46,079	\$33,708	\$12,371	\$3,363	27.2%	\$6,386	51.6%	\$0	0.0%	\$1,701	13.8%	\$8,087	65.4%
American Legion Post 19 Madelia	Madelia	02091	\$534,753	\$450,338	\$84,415	\$37,114	44.0%	\$10,245	12.1%	\$23,275	27.6%	\$8,326	9.9%	\$41,846	49.6%
American Legion Post 190 St. Charles	St. Charles	00093	\$140,862	\$115,200	\$25,662	\$14,294	55.7%	\$7,487	29.2%	\$0	0.0%	\$2,907	11.3%	\$10,393	40.5%
American Legion Post 191 Caledonia	Caledonia	00773	\$215,225	\$178,006	\$37,219	\$13,865	37.3%	\$18,947	50.9%	\$9,405	25.3%	\$3,193	8.6%	\$31,545	84.8%
American Legion Post 192 Elmore	Elmore	01699	\$242,238	\$189,738	\$52,500	\$33,017	62.9%	\$11,128	21.2%	\$6,124	11.7%	\$4,232	8.1%	\$21,484	40.9%
American Legion Post 20 Crookston	Crookston	00471	\$783,313	\$633,559	\$149,754	\$103,093	68.8%	\$19,076	12.7%	\$21,562	14.4%	\$9,821	6.6%	\$50,459	33.7%
American Legion Post 202 Hackensack	Hackensack	00972	\$754,243	\$649,092	\$105,151	\$71,944	68.4%	\$14,400	13.7%	\$5,789	5.5%	\$12,061	11.5%	\$32,251	30.7%
American Legion Post 207 Cleveland	Cleveland	01227	\$176,868	\$146,848	\$30,020	\$12,769	42.5%	\$9,608	32.0%	\$8,242	27.5%	\$3,042	10.1%	\$20,892	69.6%
American Legion Post 21 Moorhead	Moorhead	00507	\$1,673,728	\$1,317,038	\$356,690	\$192,397	53.9%	\$51,869	14.5%	\$54,750	15.3%	\$60,133	16.9%	\$166,752	46.7%
American Legion Post 210 Wells	Wells	00360	\$115,960	\$91,928	\$24,032	\$10,587	44.1%	\$408	1.7%	\$11,599	48.3%	\$271	1.1%	\$12,278	51.1%
American Legion Post 211 Holdingford	Holdingford	01416	\$216,304	\$167,347	\$48,957	\$22,113	45.2%	\$10,154	20.7%	\$5,296	10.8%	\$4,877	10.0%	\$20,327	41.5%
American Legion Post 212 Park Rapids	Park Rapids	00220	\$3,190,486	\$2,810,254	\$380,232	\$162,042	42.6%	\$14,667	3.9%	\$45,789	12.0%	\$96,872	25.5%	\$157,328	41.4%
American Legion Post 214 Lancaster	Lancaster	01075	\$115,132	\$97,288	\$17,844	\$9,959	55.8%	\$7,010	39.3%	\$0	0.0%	\$2,612	14.6%	\$9,622	53.9%
American Legion Post 216 Princeton	Princeton	00241	\$263,972	\$214,003	\$49,969	\$45,678	91.4%	\$1,765	3.5%	\$0	0.0%	\$2,347	4.7%	\$4,112	8.2%
American Legion Post 217 Baudette	Baudette	00088	\$1,185,115	\$1,025,555	\$159,560	\$60,866	38.1%	\$29,628	18.6%	\$33,392	20.9%	\$23,355	14.6%	\$86,375	54.1%
American Legion Post 22 Red Lake Falls	Red Lake Falls	01101	\$262,594	\$208,594	\$54,000	\$18,174	33.7%	\$2,477	4.6%	\$17,720	32.8%	\$4,901	9.1%	\$25,098	46.5%
American Legion Post 220 Mountain Iron	Mountain Iron	00751	\$28,781	\$22,379	\$6,402	\$2,646	41.3%	\$2,074	32.4%	\$350	5.5%	\$967	15.1%	\$3,391	53.0%
American Legion Post 221 St. Stephen	St Joseph	03156	\$137,933	\$113,129	\$24,804	\$14,560	58.7%	\$9,164	36.9%	\$1,268	5.1%	\$2,840	11.4%	\$13,272	53.5%
American Legion Post 225 Forest Lake	Forest Lake	00131	\$852,918	\$607,292	\$245,626	\$140,703	57.3%	\$12,255	5.0%	\$56,650	23.1%	\$35,308	14.4%	\$104,213	42.4%
American Legion Post 228 Waseca	Waseca	00135	\$275,056	\$219,383	\$55,673	\$29,798	53.5%	\$7,470	13.4%	\$12,000	21.6%	\$4,381	7.9%	\$23,851	42.8%
American Legion Post 234 Minneapolis	Minneapolis	00733	\$372,093	\$313,750	\$58,343	\$22,992	39.4%	\$8,601	14.7%	\$17,498	30.0%	\$9,782	16.8%	\$35,881	61.5%
American Legion Post 237 Balaton	Balaton	00747	\$79,194	\$62,971	\$16,223	\$9,758	60.2%	\$4,167	25.7%	\$100	0.6%	\$1,468	9.0%	\$5,735	35.4%
American Legion Post 239 Virginia	Virginia	00948	\$421,275	\$353,647	\$67,628	\$48,923	72.3%	\$4,390	6.5%	\$13,447	19.9%	\$7,682	11.4%	\$25,518	37.7%
American Legion Post 24 Roseau	Roseau	00118	\$938,299	\$766,126	\$172,173	\$117,980	68.5%	\$14,193	8.2%	\$23,720	13.8%	\$27,164	15.8%	\$65,077	37.8%
American Legion Post 241 Aurora	Aurora	00130	\$864,853	\$754,175	\$110,678	\$47,187	42.6%	\$7,361	6.7%	\$13,190	11.9%	\$12,413	11.2%	\$32,964	29.8%
American Legion Post 242 Fisher	Fisher	00865	\$414,571	\$344,038	\$70,533	\$24,054	34.1%	\$7,448	10.6%	\$21,167	30.0%	\$8,760	12.4%	\$37,375	53.0%
American Legion Post 243 Askov	Askov	02392	\$313,097	\$254,408	\$58,689	\$42,187	71.9%	\$15,207	25.9%	\$0	0.0%	\$7,254	12.4%	\$22,461	38.3%
American Legion Post 249 Spring Grove	Spring Grove	01443	\$308,343	\$246,013	\$62,330	\$28,614	45.9%	\$16,971	27.2%	\$17,335	27.8%	\$5,903	9.5%	\$40,210	64.5%
American Legion Post 25 Warroad	Warroad	01593	\$566,945	\$486,330	\$80,615	\$36,496	45.3%	\$6,321	7.8%	\$23,984	29.8%	\$7,551	9.4%	\$37,856	47.0%

FY2013 Lawful (Charitable) Gambling Report to Legislature - Alpha by Organization

Organization Name	City	License Number	Gross Receipts	Prizes	Net Receipts	ALLOWABLE EXPENSES		LAWFUL PURPOSE EXPENDITURES							
						TOTAL	%	Charitable	%	Other	%	Taxes/Fees	%	TOTAL	%
American Legion Post 251 Robbinsdale	Robbinsdale	01173	\$1,005,886	\$858,661	\$147,225	\$116,800	79.3%	\$10,311	7.0%	\$300	0.2%	\$19,246	13.1%	\$29,857	20.3%
American Legion Post 253 Lowry	Lowry	02319	\$679,807	\$589,228	\$90,579	\$48,764	53.8%	\$15,025	16.6%	\$13,612	15.0%	\$13,430	14.8%	\$42,067	46.4%
American Legion Post 254 Sauk Rapids	Sauk Rapids	00944	\$596,131	\$479,640	\$116,491	\$52,861	45.4%	\$6,532	5.6%	\$43,915	37.7%	\$10,264	8.8%	\$60,711	52.1%
American Legion Post 255 Brainerd	Brainerd	00529	\$880,286	\$720,988	\$159,298	\$98,276	61.7%	\$26,390	16.6%	\$24,503	15.4%	\$13,327	8.4%	\$64,219	40.3%
American Legion Post 257 Springfield	Springfield	00106	\$221,660	\$175,090	\$46,570	\$19,745	42.4%	\$16,711	35.9%	\$4,249	9.1%	\$4,011	8.6%	\$24,971	53.6%
American Legion Post 259 Excelsior	Shorewood	00229	\$662,394	\$534,523	\$127,871	\$80,472	62.9%	\$20,243	15.8%	\$20,719	16.2%	\$11,646	9.1%	\$52,607	41.1%
American Legion Post 260 Monticello	Monticello	00672	\$1,915,313	\$1,630,444	\$284,869	\$151,156	53.1%	\$22,204	7.8%	\$44,210	15.5%	\$60,229	21.1%	\$126,644	44.5%
American Legion Post 261 Kimball	Kimball	00575	\$499,317	\$403,762	\$95,555	\$51,647	54.0%	\$15,586	16.3%	\$19,231	20.1%	\$8,370	8.8%	\$43,186	45.2%
American Legion Post 262 Cloquet	Cloquet	00355	\$185,523	\$161,856	\$23,667	\$14,907	63.0%	\$3,514	14.8%	\$2,974	12.6%	\$2,788	11.8%	\$9,276	39.2%
American Legion Post 264 Glenville	Glenville	01304	\$195,401	\$157,329	\$38,072	\$23,317	61.2%	\$8,519	22.4%	\$6,359	16.7%	\$2,718	7.1%	\$17,596	46.2%
American Legion Post 269 Madison Lake	Madison Lake	01248	\$380,495	\$301,089	\$79,406	\$44,862	56.5%	\$23,868	30.1%	\$2,836	3.6%	\$8,202	10.3%	\$34,906	44.0%
American Legion Post 27 Warren	Warren	00325	\$548,446	\$473,499	\$74,947	\$32,260	43.0%	\$9,194	12.3%	\$25,742	34.3%	\$6,959	9.3%	\$41,895	55.9%
American Legion Post 270 Buffalo	Buffalo	00917	\$5,602,450	\$4,917,547	\$684,903	\$247,899	36.2%	\$34,122	5.0%	\$89,398	13.1%	\$199,566	29.1%	\$323,086	47.2%
American Legion Post 271 Paynesville	Paynesville	00296	\$344,027	\$269,970	\$74,057	\$59,136	79.9%	\$5,574	7.5%	\$12,022	16.2%	\$4,370	5.9%	\$21,966	29.7%
American Legion Post 284 Cass Lake	Cass Lake	01082	\$246,441	\$198,920	\$47,521	\$28,975	61.0%	\$1,654	3.5%	\$15,561	32.7%	\$4,862	10.2%	\$22,078	46.5%
American Legion Post 29 Morris	Morris	00324	\$522,100	\$419,034	\$103,066	\$73,516	71.3%	\$20,427	19.8%	\$6,371	6.2%	\$6,464	6.3%	\$33,262	32.3%
American Legion Post 290 Aux Cambridge	Cambridge	01000	\$820,550	\$678,865	\$141,685	\$83,799	59.1%	\$29,560	20.9%	\$16,944	12.0%	\$10,842	7.7%	\$57,345	40.5%
American Legion Post 290 Cambridge	Cambridge	00034	\$808,260	\$669,644	\$138,616	\$68,669	49.5%	\$12,817	9.2%	\$25,762	18.6%	-\$8,776	-6.3%	\$29,803	21.5%
American Legion Post 294 Lake Crystal	Lake Crystal	00343	\$408,310	\$319,191	\$89,119	\$37,658	42.3%	\$2,545	2.9%	\$30,746	34.5%	\$8,861	9.9%	\$42,152	47.3%
American Legion Post 298 Foley	Foley	00138	\$250,368	\$215,737	\$34,631	\$20,255	58.5%	\$5,890	17.0%	\$4,556	13.2%	\$2,416	7.0%	\$12,862	37.1%
American Legion Post 299 Mabel	Mabel	00208	\$447,946	\$357,254	\$90,692	\$48,723	53.7%	\$12,541	13.8%	\$23,285	25.7%	\$10,199	11.2%	\$46,024	50.7%
American Legion Post 30 Fergus Falls	Fergus Falls	00095	\$842,000	\$663,481	\$178,518	\$90,010	50.4%	\$17,516	9.8%	\$38,584	21.6%	\$20,377	11.4%	\$76,477	42.8%
American Legion Post 303 Fridley	Fridley	00001	\$3,158,435	\$2,668,102	\$490,334	\$218,429	44.5%	\$33,822	6.9%	\$48,183	9.8%	\$148,469	30.3%	\$230,473	47.0%
American Legion Post 304 Gonvick	Gonvick	01162	\$64,881	\$47,930	\$16,951	\$8,778	51.8%	\$1,267	7.5%	\$3,851	22.7%	\$2,130	12.6%	\$7,248	42.8%
American Legion Post 309 Belview	Belview	01260	\$61,105	\$44,513	\$16,592	\$5,746	34.6%	\$7,578	45.7%	\$3,643	22.0%	\$1,954	11.8%	\$13,175	79.4%
American Legion Post 311 Elysian	Elysian	01027	\$519,795	\$413,272	\$106,523	\$51,738	48.6%	\$32,347	30.4%	\$10,636	10.0%	\$12,295	11.5%	\$55,278	51.9%
American Legion Post 315 Lake Bronson	Lake Bronson	00462	\$221,686	\$179,811	\$41,875	\$22,001	52.5%	\$2,170	5.2%	\$11,524	27.5%	\$2,256	5.4%	\$15,950	38.1%
American Legion Post 317 Emmons	Emmons	00300	\$108,039	\$87,999	\$20,040	\$6,101	30.4%	\$3,401	17.0%	\$9,663	48.2%	\$2,509	12.5%	\$15,573	77.7%
American Legion Post 318 Fulda	Fulda	00755	\$279,187	\$228,700	\$50,487	\$23,780	47.1%	\$17,150	34.0%	\$300	0.6%	\$4,342	8.6%	\$21,792	43.2%
American Legion Post 320 Hopkins	Hopkins	00225	\$1,672,843	\$1,447,007	\$225,836	\$122,398	54.2%	\$6,755	3.0%	\$32,471	14.4%	\$49,521	21.9%	\$88,747	39.3%
American Legion Post 323 Clearwater	Clearwater	00399	\$1,308,248	\$1,023,396	\$284,852	\$145,639	51.1%	\$40,684	14.3%	\$53,562	18.8%	\$54,536	19.1%	\$148,782	52.2%
American Legion Post 328 St. Joseph	St. Joseph	01373	\$625,977	\$525,629	\$100,349	\$30,500	30.4%	\$21,905	21.8%	\$18,257	18.2%	\$9,922	9.9%	\$50,084	49.9%

FY2013 Lawful (Charitable) Gambling Report to Legislature - Alpha by Organization

Organization Name	City	License Number	Gross Receipts	Prizes	Net Receipts	ALLOWABLE EXPENSES		LAWFUL PURPOSE EXPENDITURES							
						TOTAL	%	Charitable	%	Other	%	Taxes/Fees	%	TOTAL	%
American Legion Post 33 St. James	St. James	00190	\$278,763	\$204,548	\$74,215	\$33,498	45.1%	\$14,618	19.7%	\$25,028	33.7%	\$3,647	4.9%	\$43,293	58.3%
American Legion Post 330 Hayfield	Hayfield	01404	\$138,845	\$112,389	\$26,456	\$12,406	46.9%	\$2,616	9.9%	\$11,044	41.7%	\$2,171	8.2%	\$15,831	59.8%
American Legion Post 333 Kasson	Kasson	00363	\$719,570	\$598,786	\$120,784	\$70,315	58.2%	\$23,393	19.4%	\$14,954	12.4%	\$12,365	10.2%	\$50,712	42.0%
American Legion Post 334 Coon Rapids	Coon Rapids	00127	\$2,051,030	\$1,677,144	\$373,886	\$203,388	54.4%	\$19,531	5.2%	\$74,489	19.9%	\$71,523	19.1%	\$165,543	44.3%
American Legion Post 343 Norwood	Norwood Young An	01863	\$186,871	\$150,142	\$36,729	\$22,207	60.5%	\$10,665	29.0%	\$0	0.0%	\$3,118	8.5%	\$13,783	37.5%
American Legion Post 353 Argyle	Argyle	00302	\$181,802	\$148,169	\$33,633	\$16,351	48.6%	\$2,830	8.4%	\$11,571	34.4%	\$3,378	10.0%	\$17,779	52.9%
American Legion Post 357 Ashby	Ashby	01367	\$1,366,572	\$1,186,200	\$180,372	\$97,011	53.8%	\$20,455	11.3%	\$21,865	12.1%	\$21,504	11.9%	\$63,824	35.4%
American Legion Post 36 Fairmont	Fairmont	00351	\$510,679	\$440,071	\$70,608	\$44,589	63.2%	\$27,379	38.8%	\$250	0.4%	\$8,484	12.0%	\$36,113	51.1%
American Legion Post 361 Denham	Willow River	02277	\$504,189	\$415,107	\$89,082	\$49,774	55.9%	\$38,352	43.1%	\$1,777	2.0%	\$7,551	8.5%	\$47,680	53.5%
American Legion Post 368 Backus	Backus	02865	\$950,666	\$797,908	\$152,758	\$83,638	54.8%	\$17,056	11.2%	\$11,230	7.4%	\$21,292	13.9%	\$49,578	32.5%
American Legion Post 37 St. Peter	St. Peter	00307	\$527,933	\$415,586	\$112,347	\$68,437	60.9%	\$13,906	12.4%	\$18,398	16.4%	\$10,293	9.2%	\$42,598	37.9%
American Legion Post 38 Redwood Falls	Redwood Falls	01339	\$107,643	\$87,656	\$19,987	\$12,345	61.8%	\$7,509	37.6%	\$4,465	22.3%	\$1,790	9.0%	\$13,764	68.9%
American Legion Post 381 Eden Valley	Eden Valley	00133	\$356,769	\$283,168	\$73,601	\$35,080	47.7%	\$14,787	20.1%	\$3,853	5.2%	\$10,596	14.4%	\$29,236	39.7%
American Legion Post 39 North St. Paul	North St. Paul	01196	\$1,972,912	\$1,638,989	\$333,923	\$167,332	50.1%	\$37,697	11.3%	\$64,016	19.2%	\$76,631	22.9%	\$178,344	53.4%
American Legion Post 390 Stephen	Stephen	02765	\$409,188	\$345,356	\$63,832	\$28,968	45.4%	\$5,869	9.2%	\$24,141	37.8%	\$6,830	10.7%	\$36,840	57.7%
American Legion Post 391 Storden	Storden	00143	\$244,268	\$202,420	\$41,848	\$10,327	24.7%	\$19,361	46.3%	\$13,804	33.0%	\$3,635	8.7%	\$36,800	87.9%
American Legion Post 398 Mound	Mound	00137	\$1,049,070	\$856,925	\$192,145	\$115,056	59.9%	\$29,055	15.1%	\$17,351	9.0%	\$26,551	13.8%	\$72,957	38.0%
American Legion Post 40 Lanesboro	Lanesboro	03053	\$352,799	\$284,268	\$68,531	\$33,620	49.1%	\$6,208	9.1%	\$13,646	19.9%	\$5,769	8.4%	\$25,623	37.4%
American Legion Post 400 Canton	Canton	02367	\$175,427	\$137,840	\$37,587	\$18,365	48.9%	\$18,990	50.5%	\$395	1.0%	\$3,608	9.6%	\$22,993	61.2%
American Legion Post 404 Alden	Alden	00983	\$111,260	\$88,277	\$22,983	\$6,754	29.4%	\$3,056	13.3%	\$9,374	40.8%	\$2,434	10.6%	\$14,864	64.7%
American Legion Post 408 Green Isle	Green Isle	02255	\$91,446	\$67,446	\$24,000	\$17,676	73.7%	\$9,114	38.0%	\$600	2.5%	-\$567	-2.4%	\$9,147	38.1%
American Legion Post 41 Lamberton	Lamberton	00659	\$97,635	\$75,699	\$21,937	\$11,811	53.8%	\$1,920	8.8%	\$2,000	9.1%	\$2,013	9.2%	\$5,933	27.0%
American Legion Post 417 Long Prairie	Long Prairie	92229	\$108,210	\$89,648	\$18,562	\$7,033	37.9%	\$3,381	18.2%	\$7,573	40.8%	\$5,065	27.3%	\$16,019	86.3%
American Legion Post 423 Houston	Houston	02203	\$193,612	\$157,464	\$36,148	\$10,812	29.9%	\$5,545	15.3%	\$11,403	31.5%	\$4,532	12.5%	\$21,480	59.4%
American Legion Post 428 Waite Park	Waite Park	00164	\$1,652,072	\$1,332,563	\$319,509	\$165,703	51.9%	\$14,549	4.6%	\$63,977	20.0%	\$68,569	21.5%	\$147,094	46.0%
American Legion Post 43 Faribault	Faribault	00275	\$626,450	\$508,082	\$118,368	\$52,266	44.2%	\$31,978	27.0%	\$20,302	17.2%	\$16,195	13.7%	\$68,474	57.8%
American Legion Post 431 Twin Valley	Twin Valley	00074	\$265,470	\$226,715	\$38,755	\$21,456	55.4%	\$11,521	29.7%	\$2,462	6.4%	\$3,252	8.4%	\$17,235	44.5%
American Legion Post 433 Gaylord	Gaylord	01239	\$74,691	\$50,219	\$24,472	\$13,595	55.6%	\$3,520	14.4%	\$6,580	26.9%	\$1,356	5.5%	\$11,456	46.8%
American Legion Post 435 Richfield	Richfield	00227	\$1,323,026	\$1,049,434	\$273,592	\$214,187	78.3%	\$4,835	1.8%	\$92	0.0%	\$64,956	23.7%	\$69,883	25.5%
American Legion Post 443 Ironton	Ironton	00148	\$337,840	\$265,750	\$72,090	\$46,144	64.0%	\$5,435	7.5%	\$15,298	21.2%	\$5,747	8.0%	\$26,480	36.7%
American Legion Post 444 Middle River	Middle River	01567	\$292,712	\$231,737	\$60,975	\$33,673	55.2%	\$5,211	8.5%	\$12,293	20.2%	\$6,532	10.7%	\$24,037	39.4%
American Legion Post 445 Karlstad	Karlstad	02820	\$282,752	\$238,437	\$44,315	\$16,462	37.1%	\$10,784	24.3%	\$7,439	16.8%	\$4,600	10.4%	\$22,823	51.5%

FY2013 Lawful (Charitable) Gambling Report to Legislature - Alpha by Organization

Organization Name	City	License Number	Gross Receipts	Prizes	Net Receipts	ALLOWABLE EXPENSES		LAWFUL PURPOSE EXPENDITURES							
						TOTAL	%	Charitable	%	Other	%	Taxes/Fees	%	TOTAL	%
American Legion Post 452 Keewatin	Keewatin	00551	\$238,486	\$196,094	\$42,392	\$26,212	61.8%	\$4,549	10.7%	\$6,988	16.5%	\$3,617	8.5%	\$15,153	35.7%
American Legion Post 454 Kiester	Kiester	00790	\$132,297	\$107,586	\$24,711	\$9,578	38.8%	\$3,835	15.5%	\$12,292	49.7%	\$2,115	8.6%	\$18,242	73.8%
American Legion Post 455 Cold Spring	Cold Spring	01579	\$282,864	\$242,211	\$40,653	\$21,760	53.5%	\$7,987	19.6%	\$8,047	19.8%	\$4,697	11.6%	\$20,731	51.0%
American Legion Post 46 Little Falls	Little Falls	00838	\$773,171	\$620,279	\$152,892	\$77,557	50.7%	\$32,098	21.0%	\$22,951	15.0%	\$17,578	11.5%	\$72,627	47.5%
American Legion Post 464 Brewster	Brewster	00648	\$69,748	\$54,697	\$15,051	\$5,555	36.9%	\$5,465	36.3%	\$806	5.4%	\$1,942	12.9%	\$8,213	54.6%
American Legion Post 47 Hastings	Hastings	00054	\$375,858	\$290,575	\$85,284	\$32,341	37.9%	\$7,033	8.2%	\$34,100	40.0%	\$6,937	8.1%	\$48,070	56.4%
American Legion Post 473 Rice	Rice	02521	\$254,435	\$206,119	\$48,316	\$24,922	51.6%	\$6,288	13.0%	\$7,825	16.2%	\$4,613	9.5%	\$18,725	38.8%
American Legion Post 475 St. Clair	St. Clair	00478	\$78,155	\$60,093	\$18,062	\$3,334	18.5%	\$8,228	45.6%	\$7,480	41.4%	\$558	3.1%	\$16,266	90.1%
American Legion Post 478 Hardwick	Hardwick	00661	\$164,829	\$131,488	\$33,341	\$17,806	53.4%	\$11,961	35.9%	\$510	1.5%	\$3,045	9.1%	\$15,516	46.5%
American Legion Post 48 Stillwater	Stillwater	00903	\$786,095	\$652,603	\$133,492	\$85,553	64.1%	\$120	0.1%	\$29,464	22.1%	\$18,330	13.7%	\$47,913	35.9%
American Legion Post 480 Orr	Orr	01596	\$70,935	\$50,696	\$20,239	\$7,664	37.9%	\$2,273	11.2%	\$4,786	23.6%	\$3,625	17.9%	\$10,684	52.8%
American Legion Post 482 Albany	Albany	01170	\$30,896	\$20,926	\$9,970	\$5,661	56.8%	\$4,368	43.8%	\$0	0.0%	\$1,478	14.8%	\$5,846	58.6%
American Legion Post 49 Aux Pequot Lakes	Pequot Lakes	02957	\$275,499	\$218,741	\$56,758	\$45,228	79.7%	\$8,893	15.7%	\$3,250	5.7%	\$5,105	9.0%	\$17,248	30.4%
American Legion Post 49 Pequot Lakes	Pequot Lakes	01103	\$365,398	\$275,775	\$89,624	\$61,867	69.0%	\$12,246	13.7%	\$24,798	27.7%	\$4,841	5.4%	\$41,885	46.7%
American Legion Post 491 Bayport	Bayport	00467	\$3,512,028	\$2,874,632	\$637,396	\$345,633	54.2%	\$59,586	9.3%	\$39,459	6.2%	\$164,623	25.8%	\$263,668	41.4%
American Legion Post 50 Wabasha	Wabasha	00089	\$609,122	\$475,489	\$133,633	\$80,322	60.1%	\$22,532	16.9%	\$17,797	13.3%	\$15,510	11.6%	\$55,840	41.8%
American Legion Post 500 Crosslake	Crosslake	00997	\$203,212	\$152,976	\$50,236	\$25,177	50.1%	\$1,025	2.0%	\$17,153	34.1%	\$5,257	10.5%	\$23,436	46.7%
American Legion Post 505 Gary	Gary	00677	\$165,807	\$138,230	\$27,577	\$15,785	57.2%	\$3,598	13.0%	\$3,575	13.0%	\$2,505	9.1%	\$9,678	35.1%
American Legion Post 507 Willernie	Willernie	02208	\$762,891	\$605,438	\$157,453	\$94,685	60.1%	\$57,321	36.4%	\$0	0.0%	\$19,817	12.6%	\$77,138	49.0%
American Legion Post 51 Pine City	Pine City	00097	\$375,401	\$278,716	\$96,685	\$60,840	62.9%	\$6,534	6.8%	\$25,974	26.9%	\$7,434	7.7%	\$39,942	41.3%
American Legion Post 523 Golden Valley	Golden Valley	00991	\$2,028,737	\$1,680,577	\$348,160	\$167,607	48.1%	\$11,347	3.3%	\$70,729	20.3%	\$76,473	22.0%	\$158,549	45.5%
American Legion Post 526 Peterson	Peterson	00209	\$137,316	\$108,935	\$28,381	\$16,021	56.5%	\$1,761	6.2%	\$6,378	22.5%	\$1,227	4.3%	\$9,366	33.0%
American Legion Post 537 New London	New London	00824	\$1,655,056	\$1,359,296	\$295,761	\$154,443	52.2%	\$35,352	12.0%	\$18,351	6.2%	\$55,824	18.9%	\$109,526	37.0%
American Legion Post 54 Red Wing	Red Wing	00236	\$221,096	\$177,513	\$43,583	\$18,533	42.5%	\$5,258	12.1%	\$20,475	47.0%	\$3,438	7.9%	\$29,170	66.9%
American Legion Post 542 Roseville	Roseville	00113	\$1,253,679	\$1,019,968	\$233,711	\$124,666	53.3%	\$21,730	9.3%	\$37,380	16.0%	\$48,914	20.9%	\$108,025	46.2%
American Legion Post 545 Spicer	Spicer	00430	\$1,106,488	\$915,966	\$190,522	\$105,469	55.4%	\$16,371	8.6%	\$50,844	26.7%	\$19,650	10.3%	\$86,865	45.6%
American Legion Post 550 Bloomington	Bloomington	00234	\$3,886,595	\$3,380,996	\$505,599	\$153,947	30.4%	\$211,138	41.8%	\$1,000	0.2%	\$137,431	27.2%	\$349,569	69.1%
American Legion Post 551 Eyota	Eyota	00574	\$177,365	\$139,108	\$38,258	\$10,475	27.4%	\$7,657	20.0%	\$19,601	51.2%	\$2,779	7.3%	\$30,037	78.5%
American Legion Post 552 Freeborn	Wells	33189	\$194,279	\$152,755	\$41,524	\$24,626	59.3%	\$10,985	26.5%	\$3,109	7.5%	\$3,376	8.1%	\$17,470	42.1%
American Legion Post 553 Welcome	Welcome	00743	\$355,549	\$287,152	\$68,397	\$29,109	42.6%	\$16,762	24.5%	\$11,062	16.2%	\$6,635	9.7%	\$34,458	50.4%
American Legion Post 56 Albert Lea	Albert Lea	00213	\$575,119	\$441,928	\$133,191	\$79,193	59.5%	\$4,556	3.4%	\$36,612	27.5%	\$12,573	9.4%	\$53,740	40.3%
American Legion Post 560 Zimmerman	Zimmerman	01190	\$1,156,081	\$989,264	\$166,817	\$92,407	55.4%	\$21,542	12.9%	\$21,083	12.6%	\$9,463	5.7%	\$52,088	31.2%

FY2013 Lawful (Charitable) Gambling Report to Legislature - Alpha by Organization

Organization Name	City	License Number	Gross Receipts	Prizes	Net Receipts	ALLOWABLE EXPENSES		LAWFUL PURPOSE EXPENDITURES							
						TOTAL	%	Charitable	%	Other	%	Taxes/Fees	%	TOTAL	%
American Legion Post 561 Lewisville	Lewisville	00916	\$319,133	\$262,800	\$56,333	\$34,317	60.9%	\$8,839	15.7%	\$9,729	17.3%	\$6,302	11.2%	\$24,870	44.1%
American Legion Post 567 St. Michael	St. Michael	00332	\$2,915,522	\$2,466,257	\$449,265	\$183,642	40.9%	\$45,656	10.2%	\$80,028	17.8%	\$117,009	26.0%	\$242,693	54.0%
American Legion Post 57 Chaska	Chaska	00114	\$722,219	\$582,880	\$139,339	\$68,264	49.0%	\$24,361	17.5%	\$39,977	28.7%	\$14,114	10.1%	\$78,451	56.3%
American Legion Post 577 St. Paul	St. Paul	00935	\$385,202	\$296,139	\$89,063	\$43,458	48.8%	\$10,487	11.8%	\$13,150	14.8%	\$11,020	12.4%	\$34,656	38.9%
American Legion Post 579 Millville	Millville	00292	\$234,866	\$188,936	\$45,930	\$23,536	51.2%	\$12,119	26.4%	\$10,522	22.9%	\$4,695	10.2%	\$27,336	59.5%
American Legion Post 580 Chanhassen	Chanhassen	00765	\$5,357,046	\$4,474,264	\$882,782	\$242,942	27.5%	\$100,124	11.3%	\$165,399	18.7%	\$290,636	32.9%	\$556,160	63.0%
American Legion Post 586 Lonsdale	Lonsdale	02150	\$89,899	\$66,234	\$23,665	\$9,335	39.4%	\$2,089	8.8%	\$11,700	49.4%	\$2,082	8.8%	\$15,872	67.1%
American Legion Post 59 Montevideo	Montevideo	00139	\$722,263	\$571,844	\$150,419	\$72,814	48.4%	\$26,318	17.5%	\$17,618	11.7%	\$11,961	8.0%	\$55,897	37.2%
American Legion Post 595 La Crescent	La Crescent	00170	\$814,269	\$634,250	\$180,019	\$134,615	74.8%	\$13,251	7.4%	\$33,276	18.5%	\$23,785	13.2%	\$70,312	39.1%
American Legion Post 596 Erskine	Erskine	01902	\$1,045,706	\$892,137	\$153,569	\$84,000	54.7%	\$45,542	29.7%	\$3,742	2.4%	\$19,537	12.7%	\$68,821	44.8%
American Legion Post 6 Pipestone	Pipestone	00425	\$215,516	\$175,433	\$40,084	\$21,640	54.0%	\$2,672	6.7%	\$12,721	31.7%	\$5,132	12.8%	\$20,525	51.2%
American Legion Post 60 Grand Rapids	Grand Rapids	00287	\$337,561	\$260,419	\$77,142	\$47,351	61.4%	\$10,653	13.8%	\$13,753	17.8%	\$8,153	10.6%	\$32,560	42.2%
American Legion Post 602 Hillman	Hillman	01023	\$246,962	\$195,870	\$51,092	\$36,545	71.5%	\$4,101	8.0%	\$7,726	15.1%	\$4,753	9.3%	\$16,579	32.4%
American Legion Post 608 Okabena	Okabena	00822	\$113,552	\$93,577	\$19,975	\$11,480	57.5%	\$1,623	8.1%	\$5,431	27.2%	\$2,319	11.6%	\$9,373	46.9%
American Legion Post 613 Pine River	Pine River	00492	\$249,869	\$181,274	\$68,596	\$51,847	75.6%	\$7,787	11.4%	\$15,955	23.3%	\$1,568	2.3%	\$25,310	36.9%
American Legion Post 617 Eagle Lake	Eagle Lake	00041	\$198,595	\$144,900	\$53,695	\$16,240	30.2%	\$1,997	3.7%	\$17,841	33.2%	\$5,267	9.8%	\$25,105	46.8%
American Legion Post 620 Hugo	Hugo	00905	\$1,133,578	\$944,029	\$189,550	\$99,416	52.4%	\$5,664	3.0%	\$46,231	24.4%	\$27,930	14.7%	\$79,825	42.1%
American Legion Post 621 St. Cloud	St. Cloud	00298	\$292,720	\$237,888	\$54,832	\$23,894	43.6%	\$8,620	15.7%	\$15,531	28.3%	\$4,902	8.9%	\$29,053	53.0%
American Legion Post 622 St. Francis	St. Francis	01520	\$813,264	\$660,351	\$152,913	\$109,210	71.4%	\$21,993	14.4%	\$7,763	5.1%	\$18,145	11.9%	\$47,901	31.3%
American Legion Post 623 Plummer	Plummer	02312	\$227,238	\$191,066	\$36,172	\$22,358	61.8%	\$920	2.5%	\$10,610	29.3%	\$3,361	9.3%	\$14,890	41.2%
American Legion Post 627 Nisswa	Nisswa	01124	\$1,286,261	\$1,036,581	\$249,680	\$133,825	53.6%	\$26,317	10.5%	\$50,932	20.4%	\$42,408	17.0%	\$119,657	47.9%
American Legion Post 630 Brooklyn Center	Brooklyn Center	00233	\$1,899,738	\$1,636,831	\$262,907	\$106,261	40.4%	\$34,620	13.2%	\$33,448	12.7%	\$57,329	21.8%	\$125,397	47.7%
American Legion Post 641 Plato	Plato	02498	\$282,768	\$216,878	\$65,890	\$39,946	60.6%	\$31,364	47.6%	\$679	1.0%	-\$25,648	-38.9%	\$6,396	9.7%
American Legion Post 642 Bowlus	Bowlus	01774	\$55,482	\$45,910	\$9,572	\$3,176	33.2%	\$2,518	26.3%	\$2,211	23.1%	\$1,352	14.1%	\$6,081	63.5%
American Legion Post 643 Savage	Savage	00321	\$1,116,168	\$890,850	\$225,318	\$109,308	48.5%	\$8,291	3.7%	\$83,429	37.0%	\$33,022	14.7%	\$124,742	55.4%
American Legion Post 65 Rosemount	Rosemount	01253	\$819,205	\$637,852	\$181,353	\$126,589	69.8%	\$13,071	7.2%	\$34,730	19.2%	\$19,083	10.5%	\$66,884	36.9%
American Legion Post 67 Sauk Centre	Sauk Centre	01780	\$214,043	\$167,406	\$46,637	\$35,227	75.5%	\$3,054	6.5%	\$11,544	24.8%	\$2,824	6.1%	\$17,422	37.4%
American Legion Post 69 Granite Falls	Granite Falls	00082	\$202,992	\$167,450	\$35,542	\$23,277	65.5%	\$6,251	17.6%	\$1,844	5.2%	\$3,400	9.6%	\$11,495	32.3%
American Legion Post 71 Duluth	Duluth	00966	\$796,285	\$669,185	\$127,100	\$59,973	47.2%	\$11,511	9.1%	\$31,981	25.2%	\$21,843	17.2%	\$65,335	51.4%
American Legion Post 77 Owatonna	Owatonna	00337	\$1,317,043	\$1,081,922	\$235,121	\$143,698	61.1%	\$41,554	17.7%	\$13,892	5.9%	\$48,278	20.5%	\$103,724	44.1%
American Legion Post 79 Montgomery	Montgomery	00448	\$70,161	\$56,587	\$13,574	\$935	6.9%	\$0	0.0%	\$12,315	90.7%	\$1,610	11.9%	\$13,925	102.6%
American Legion Post 80 Wheaton	Wheaton	00301	\$170,461	\$129,765	\$40,696	\$5,443	13.4%	\$15,872	39.0%	\$11,641	28.6%	\$3,203	7.9%	\$30,716	75.5%

FY2013 Lawful (Charitable) Gambling Report to Legislature - Alpha by Organization

Organization Name	City	License Number	Gross Receipts	Prizes	Net Receipts	ALLOWABLE EXPENSES		LAWFUL PURPOSE EXPENDITURES							
						TOTAL	%	Charitable	%	Other	%	Taxes/Fees	%	TOTAL	%
American Legion Post 82 Winnebago	Winnebago	00569	\$1,149,292	\$961,659	\$187,633	\$104,805	55.9%	\$74,319	39.6%	-\$100	-0.1%	\$27,564	14.7%	\$101,783	54.2%
American Legion Post 84 Northfield	Northfield	00685	\$42,826	\$32,565	\$10,261	\$7,346	71.6%	\$1,753	17.1%	\$0	0.0%	\$2,137	20.8%	\$3,889	37.9%
American Legion Post 85 North Branch	North Branch	00140	\$1,211,760	\$1,008,728	\$203,032	\$110,834	54.6%	\$30,863	15.2%	\$38,307	18.9%	\$29,554	14.6%	\$98,724	48.6%
American Legion Post 86 Aitkin	Aitkin	00581	\$708,031	\$588,137	\$119,894	\$71,345	59.5%	\$8,175	6.8%	\$16,114	13.4%	\$10,003	8.3%	\$34,292	28.6%
American Legion Post 88 Greenbush	Greenbush	00800	\$279,198	\$227,219	\$51,979	\$20,477	39.4%	\$4,415	8.5%	\$11,789	22.7%	\$5,344	10.3%	\$21,548	41.5%
American Legion Post 89 Blue Earth	Blue Earth	00437	\$322,653	\$272,366	\$50,287	\$37,113	73.8%	\$11,602	23.1%	\$10,066	20.0%	\$1,907	3.8%	\$23,574	46.9%
American Legion Post 9 Winona	Winona	00075	\$412,799	\$297,749	\$115,050	\$54,406	47.3%	\$19,291	16.8%	\$35,725	31.1%	\$15,524	13.5%	\$70,540	61.3%
American Legion Post 91 Austin	Austin	00087	\$680,433	\$551,797	\$128,636	\$62,714	48.8%	\$32,215	25.0%	\$17,148	13.3%	\$15,010	11.7%	\$64,373	50.0%
American Legion Post 92 Rochester	Rochester	00254	\$1,859,346	\$1,503,570	\$355,776	\$145,514	40.9%	\$56,004	15.7%	\$59,316	16.7%	\$86,267	24.2%	\$201,587	56.7%
American Legion Post 94 Rushford	Rushford	00067	\$204,451	\$162,426	\$42,025	\$21,096	50.2%	\$4,070	9.7%	\$11,351	27.0%	\$4,174	9.9%	\$19,596	46.6%
American Legion Post 96 Hutchinson	Hutchinson	00080	\$1,045,974	\$827,406	\$218,568	\$122,850	56.2%	\$19,469	8.9%	\$43,987	20.1%	\$35,286	16.1%	\$98,741	45.2%
American Legion Post 98 St. Paul Park	St. Paul Park	00136	\$1,250,687	\$1,054,096	\$196,591	\$83,007	42.2%	\$31,209	15.9%	\$34,223	17.4%	\$30,325	15.4%	\$95,757	48.7%
American Legion Post 99 Minneapolis	Minneapolis	00226	\$139,798	\$114,716	\$25,082	\$8,970	35.8%	\$4,362	17.4%	\$10,602	42.3%	\$4,410	17.6%	\$19,374	77.2%
Amvets Post 1 Mendota	Mendota	19091	\$5,296,351	\$4,419,410	\$876,940	\$557,935	63.6%	\$33,699	3.8%	\$2,460	0.3%	\$253,017	28.9%	\$289,176	33.0%
Amvets Post 12 Hibbing	Hibbing	32537	\$2,298,470	\$1,869,683	\$428,787	\$292,331	68.2%	\$24,955	5.8%	\$0	0.0%	\$115,443	26.9%	\$140,398	32.7%
Andover Football Association	Andover	36655	\$2,676,712	\$2,177,554	\$499,158	\$266,890	53.5%	\$56,941	11.4%	\$0	0.0%	\$134,645	27.0%	\$191,586	38.4%
Andover Huskies Youth Hockey Assoc	Andover	35843	\$2,798,855	\$2,355,512	\$443,343	\$234,082	52.8%	\$92,965	21.0%	\$0	0.0%	\$116,066	26.2%	\$209,031	47.1%
Annandale Firefighters Relief Assoc	Annandale	02746	\$1,074,411	\$931,904	\$142,507	\$81,807	57.4%	\$27,603	19.4%	\$0	0.0%	\$19,276	13.5%	\$46,879	32.9%
Annandale Lions Club	Annandale	02921	\$1,482,071	\$1,204,658	\$277,414	\$170,767	61.6%	\$62,704	22.6%	\$297	0.1%	\$43,183	15.6%	\$106,184	38.3%
Anoka Area Hockey Assoc	Anoka	03035	\$4,900,026	\$4,172,565	\$727,461	\$298,461	41.0%	\$19,994	2.7%	\$157,671	21.7%	\$192,055	26.4%	\$369,720	50.8%
Anoka Area Ice Arena Assoc	Anoka	02926	\$4,384,242	\$3,710,847	\$673,395	\$395,963	58.8%	\$500	0.1%	\$44,047	6.5%	\$204,459	30.4%	\$249,006	37.0%
Apple Valley Hockey Association	Apple Valley	01711	\$6,975,701	\$5,977,301	\$998,400	\$404,043	40.5%	\$290,000	29.0%	\$0	0.0%	\$289,927	29.0%	\$579,927	58.1%
Arlington Baseball Assoc	Arlington	02634	\$33,736	\$24,162	\$9,574	\$6,639	69.3%	\$5,350	55.9%	\$0	0.0%	\$1,138	11.9%	\$6,488	67.8%
Armstrong Cooper Youth Hockey Association	New Hope	05723	\$3,545,283	\$2,949,657	\$595,626	\$302,534	50.8%	\$102,253	17.2%	\$1,000	0.2%	\$170,071	28.6%	\$273,324	45.9%
Audubon Vol Fire Dept	Audubon	00613	\$191,316	\$151,309	\$40,007	\$28,304	70.7%	\$2,094	5.2%	\$0	0.0%	\$2,263	5.7%	\$4,357	10.9%
Austin Area Commission for the Arts	Austin	04427	\$228,883	\$180,386	\$48,497	\$33,876	69.9%	\$11,299	23.3%	\$0	0.0%	\$3,618	7.5%	\$14,917	30.8%
Avon Lions Club	Avon	02668	\$850,026	\$731,042	\$118,984	\$64,239	54.0%	\$52,694	44.3%	\$0	0.0%	\$9,546	8.0%	\$62,239	52.3%
Babe Ruth League	Brooklyn Park	03273	\$2,939,196	\$2,028,468	\$910,728	\$759,888	83.4%	\$55,688	6.1%	\$0	0.0%	\$100,452	11.0%	\$156,139	17.1%
Badger Jaycees	Badger	02315	\$798,071	\$663,089	\$134,982	\$85,501	63.3%	\$23,142	17.1%	\$0	0.0%	\$13,228	9.8%	\$36,370	26.9%
Barnesville Booster Club	Barnesville	02656	\$701,358	\$574,629	\$126,729	\$50,457	39.8%	\$36,934	29.1%	\$750	0.6%	\$14,524	11.5%	\$52,208	41.2%
Barrett Fire Dept Relief Assoc	Elbow Lake	03553	\$446,464	\$394,770	\$51,694	\$29,964	58.0%	\$19,051	36.9%	\$0	0.0%	\$3,698	7.2%	\$22,750	44.0%
Baseball Association 191	Apple Valley	05455	\$728,833	\$586,129	\$142,704	\$86,819	60.8%	\$40,983	28.7%	\$0	0.0%	\$20,168	14.1%	\$61,150	42.9%

FY2013 Lawful (Charitable) Gambling Report to Legislature - Alpha by Organization

Organization Name	City	License Number	Gross Receipts	Prizes	Net Receipts	ALLOWABLE EXPENSES		LAWFUL PURPOSE EXPENDITURES							
						TOTAL	%	Charitable	%	Other	%	Taxes/Fees	%	TOTAL	%
Baudette Area Arena	Baudette	03248	\$875,604	\$705,948	\$169,656	\$70,250	41.4%	\$90,000	53.0%	\$0	0.0%	\$29,224	17.2%	\$119,224	70.3%
Baudette Fire Dept Relief Assoc	Baudette	02839	\$328,955	\$268,664	\$60,291	\$32,421	53.8%	\$20,000	33.2%	\$0	0.0%	\$4,365	7.2%	\$24,365	40.4%
Baxter Lions Club	Baxter	00501	\$639,872	\$508,903	\$130,969	\$83,063	63.4%	\$39,900	30.5%	\$0	0.0%	\$13,332	10.2%	\$53,232	40.6%
Baxter Snowmobile Club	Baxter	34879	\$443,833	\$356,859	\$86,974	\$46,938	54.0%	\$7,679	8.8%	\$26,049	30.0%	\$5,199	6.0%	\$38,927	44.8%
B-Dale Club	Roseville	00330	\$208,039	\$163,762	\$44,277	\$22,312	50.4%	\$7,073	16.0%	\$7,314	16.5%	\$5,482	12.4%	\$19,869	44.9%
Becker Youth Sports Assoc	Becker	31939	\$415,771	\$321,872	\$93,899	\$62,234	66.3%	\$23,520	25.0%	\$0	0.0%	\$7,422	7.9%	\$30,941	33.0%
Belgrade Lions Club	Belgrade	01784	\$566,014	\$470,020	\$95,993	\$44,141	46.0%	\$51,599	53.8%	\$200	0.2%	\$8,891	9.3%	\$60,691	63.2%
Belle Plaine Chamber of Commerce	Belle Plaine	03153	\$1,299,216	\$1,079,817	\$219,399	\$113,680	51.8%	\$67,295	30.7%	\$0	0.0%	\$37,046	16.9%	\$104,341	47.6%
Belle Plaine Friends of the Library	Belle Plaine	03520	\$818,257	\$707,081	\$111,176	\$77,975	70.1%	\$16,488	14.8%	\$0	0.0%	\$22,371	20.1%	\$38,859	35.0%
Belview Firemen's Relief Assoc	Belview	05297	\$116,356	\$90,814	\$25,542	\$14,465	56.6%	\$11,000	43.1%	\$0	0.0%	\$2,451	9.6%	\$13,451	52.7%
Bemidji Baseball Association, Inc	Bemidji	03134	\$519,073	\$423,231	\$95,842	\$41,240	43.0%	\$13,542	14.1%	\$0	0.0%	\$3,949	4.1%	\$17,491	18.3%
Benson Hockey Assoc	Benson	01823	\$3,044,831	\$2,559,039	\$485,792	\$181,047	37.3%	\$157,686	32.5%	\$0	0.0%	\$124,499	25.6%	\$282,185	58.1%
Bethlehem Academy	Faribault	01795	\$389,593	\$303,935	\$85,658	\$51,671	60.3%	\$27,728	32.4%	\$0	0.0%	\$6,284	7.3%	\$34,012	39.7%
Big Falls Lions Club	Big Falls	02989	\$210,272	\$174,520	\$35,752	\$15,656	43.8%	\$16,860	47.2%	\$0	0.0%	\$3,330	9.3%	\$20,190	56.5%
Bird Island Lions	Bird Island	04616	\$454,479	\$370,829	\$83,650	\$40,267	48.1%	\$35,260	42.2%	\$0	0.0%	\$6,480	7.7%	\$41,739	49.9%
Blackduck Volunteer Fire Relief Assoc	Blackduck	01944	\$447,645	\$368,718	\$78,928	\$55,556	70.4%	\$34,783	44.1%	\$0	0.0%	\$6,895	8.7%	\$41,678	52.8%
Blaine Youth Hockey Assoc	Blaine	00776	\$12,018,320	\$9,993,260	\$2,025,060	\$620,365	30.6%	\$780,018	38.5%	\$0	0.0%	\$628,257	31.0%	\$1,408,275	69.5%
Blaine's Blazin 4th, Inc.	Blaine	92932	\$4,432,312	\$3,579,175	\$853,137	\$347,001	40.7%	\$161,895	19.0%	\$0	0.0%	\$252,631	29.6%	\$414,526	48.6%
Bloomington Lions Club	Bloomington	01670	\$1,793,969	\$1,519,149	\$274,820	\$132,502	48.2%	\$112,774	41.0%	\$0	0.0%	\$66,359	24.1%	\$179,133	65.2%
Bluffton Baseball Assoc	Bluffton	02267	\$784,837	\$668,834	\$116,003	\$53,403	46.0%	\$43,850	37.8%	\$0	0.0%	\$12,571	10.8%	\$56,421	48.6%
Borup Community Club	Borup	01894	\$550,501	\$447,448	\$103,053	\$53,403	51.8%	\$24,406	23.7%	\$1,500	1.5%	\$9,878	9.6%	\$35,784	34.7%
Bowlus Firemen's Relief Assoc	Bowlus	02719	\$331,239	\$277,970	\$53,269	\$28,468	53.4%	\$23,550	44.2%	\$0	0.0%	\$3,719	7.0%	\$27,269	51.2%
Boxers Workout Gym DBA St. Cloud Boxing & St. Cloud		05223	\$236,423	\$172,423	\$64,000	\$35,443	55.4%	\$19,280	30.1%	\$0	0.0%	\$5,243	8.2%	\$24,523	38.3%
Boyd Firemen's Relief Assoc	Boyd	02747	\$314,771	\$262,201	\$52,570	\$25,136	47.8%	\$24,516	46.6%	\$0	0.0%	\$3,204	6.1%	\$27,720	52.7%
Brainerd Amateur Hockey Assoc	Brainerd	01047	\$256,333	\$163,007	\$93,326	\$36,518	39.1%	\$46,038	49.3%	\$0	0.0%	\$6,137	6.6%	\$52,175	55.9%
Brainerd Lions Club	Brainerd	02761	\$1,922,017	\$1,664,042	\$257,975	\$141,070	54.7%	\$47,150	18.3%	\$0	0.0%	\$51,532	20.0%	\$98,682	38.3%
Brainerd Snodeos	Brainerd	05604	\$348,233	\$291,432	\$56,801	\$27,925	49.2%	\$23,892	42.1%	\$0	0.0%	\$4,888	8.6%	\$28,780	50.7%
Brandon Firemen's Relief Assoc	Brandon	02289	\$2,040,297	\$1,708,269	\$332,028	\$90,392	27.2%	\$166,225	50.1%	\$0	0.0%	\$46,128	13.9%	\$212,353	64.0%
Breckenridge Fire Relief Assoc	Breckenridge	01117	\$590,179	\$486,117	\$104,062	\$50,825	48.8%	\$22,400	21.5%	\$0	0.0%	\$28,942	27.8%	\$51,342	49.3%
Breckenridge Youth Hockey Assoc	Breckenridge	01426	\$406,991	\$319,132	\$87,859	\$36,511	41.6%	\$24,682	28.1%	\$0	0.0%	\$6,480	7.4%	\$31,162	35.5%
Brooklyn Center Lions Club	Brooklyn Center	01834	\$984,283	\$846,701	\$137,582	\$82,465	59.9%	\$32,898	23.9%	\$0	0.0%	\$12,602	9.2%	\$45,500	33.1%
Brooten Commercial Club	Brooten	03575	\$893,589	\$693,726	\$199,863	\$77,408	38.7%	\$92,313	46.2%	\$0	0.0%	\$22,927	11.5%	\$115,240	57.7%

FY2013 Lawful (Charitable) Gambling Report to Legislature - Alpha by Organization

Organization Name	City	License Number	Gross Receipts	Prizes	Net Receipts	ALLOWABLE EXPENSES		LAWFUL PURPOSE EXPENDITURES							
						TOTAL	%	Charitable	%	Other	%	Taxes/Fees	%	TOTAL	%
Browerville Lions Club	Browerville	03194	\$315,199	\$254,305	\$60,894	\$29,559	48.5%	\$43,758	71.9%	\$750	1.2%	\$4,694	7.7%	\$49,202	80.8%
Brownsdale Firemen's Relief Association	Brownsdale	02810	\$262,913	\$202,259	\$60,654	\$30,714	50.6%	\$24,477	40.4%	\$0	0.0%	\$3,442	5.7%	\$27,919	46.0%
Brownston Lions Club	Brownston	02430	\$378,399	\$304,170	\$74,229	\$38,660	52.1%	\$24,157	32.5%	\$0	0.0%	\$6,297	8.5%	\$30,454	41.0%
Buckman Trailblazers Snowmobile Club	Pierz	03186	\$209,241	\$169,163	\$40,078	\$25,206	62.9%	\$10,850	27.1%	\$0	0.0%	\$3,502	8.7%	\$14,352	35.8%
Buffalo Lake Lions Club	Buffalo Lake	02798	\$286,617	\$235,056	\$51,561	\$30,041	58.3%	\$18,136	35.2%	\$0	0.0%	\$4,358	8.5%	\$22,494	43.6%
Buffalo Lions Club	Buffalo	01865	\$763,037	\$648,437	\$114,600	\$82,583	72.1%	\$22,944	20.0%	\$600	0.5%	\$10,989	9.6%	\$34,533	30.1%
Buffalo Youth Hockey Association	Buffalo	02299	\$2,885,754	\$2,373,474	\$512,280	\$176,365	34.4%	\$187,766	36.7%	\$1,025	0.2%	\$123,081	24.0%	\$311,872	60.9%
Buhl Fire Relief Assoc	Buhl	03601	\$182,598	\$148,958	\$33,640	\$23,343	69.4%	\$9,655	28.7%	\$0	0.0%	\$2,695	8.0%	\$12,350	36.7%
Burnsville Hockey Club	Burnsville	04433	\$4,624,264	\$3,895,771	\$728,493	\$343,056	47.1%	\$47,728	6.6%	\$0	0.0%	\$213,632	29.3%	\$261,360	35.9%
Burnsville Lions Club	Burnsville	03336	\$8,904,424	\$7,778,298	\$1,126,126	\$497,374	44.2%	\$285,215	25.3%	\$0	0.0%	\$334,850	29.7%	\$620,066	55.1%
Caledonia Sno-Gophers Snowmobile Club	Brownsville	04864	\$563,163	\$468,660	\$94,503	\$59,154	62.6%	\$3,175	3.4%	\$28,863	30.5%	\$9,526	10.1%	\$41,564	44.0%
Caledonia Volunteer Fire Department Relief Association	Caledonia	34760	\$74,372	\$61,040	\$13,332	\$5,297	39.7%	\$10,750	80.6%	\$0	0.0%	\$1,041	7.8%	\$11,791	88.4%
Cambridge Drift Dusters	Cambridge	92521	\$278,270	\$212,080	\$66,190	\$40,618	61.4%	\$18,274	27.6%	\$0	0.0%	\$11,143	16.8%	\$29,418	44.4%
Cambridge-Isanti Hockey Association	Isanti	03817	\$1,252,379	\$1,012,956	\$239,423	\$124,572	52.0%	\$88,100	36.8%	\$0	0.0%	\$31,831	13.3%	\$119,931	50.1%
Cambridge-Isanti Redbirds Inc	Isanti	03510	\$341,994	\$268,871	\$73,123	\$23,839	32.6%	\$47,500	65.0%	\$0	0.0%	\$6,158	8.4%	\$53,658	73.4%
Canby Fire Dept Relief Assoc	Canby	02587	\$161,254	\$109,192	\$52,062	\$23,707	45.5%	\$13,500	25.9%	\$750	1.4%	\$4,225	8.1%	\$18,475	35.5%
Cannon Falls Fire Dept Relief Assoc	Cannon Falls	03129	\$517,803	\$420,247	\$97,556	\$64,657	66.3%	\$26,148	26.8%	\$0	0.0%	\$8,313	8.5%	\$34,460	35.3%
Cardinal Athletic Foundation Inc.	Annandale	92820	\$1,317,863	\$1,138,234	\$179,629	\$110,236	61.4%	\$29,656	16.5%	\$0	0.0%	\$29,301	16.3%	\$58,957	32.8%
Carlos Lions Club	Eagle Bend	05899	\$2,007,264	\$1,761,634	\$245,631	\$103,300	42.1%	\$86,795	35.3%	\$0	0.0%	\$50,357	20.5%	\$137,152	55.8%
Carver Lions Club	Carver	01745	\$377,229	\$312,872	\$64,357	\$40,676	63.2%	\$18,471	28.7%	\$0	0.0%	\$4,446	6.9%	\$22,917	35.6%
Cathedral High School/John XXIII School St. Cloud	St. Cloud	00894	\$1,209,849	\$894,279	\$315,571	\$253,963	80.5%	\$50,000	15.8%	\$0	0.0%	\$34,510	10.9%	\$84,510	26.8%
Catholic Eldercare Community Foundation	Minneapolis	30684	\$1,787,286	\$1,489,867	\$297,420	\$159,019	53.5%	\$64,916	21.8%	\$0	0.0%	\$76,805	25.8%	\$141,721	47.7%
CC Riders Snowmobile Club	Canyon	05531	\$1,113,315	\$913,198	\$200,117	\$147,867	73.9%	\$21,975	11.0%	\$0	0.0%	\$38,446	19.2%	\$60,421	30.2%
Centennial Youth Hockey Assoc	Circle Pines	03934	\$9,282,117	\$7,852,874	\$1,429,243	\$660,830	46.2%	\$251,305	17.6%	\$0	0.0%	\$430,339	30.1%	\$681,644	47.7%
Center City Fire Relief Assoc	Center City	02236	\$666,992	\$563,957	\$103,035	\$54,781	53.2%	\$61,500	59.7%	\$0	0.0%	-\$6,736	-6.5%	\$54,764	53.2%
Central Minn Sexual Assault Ctr	St. Cloud	02169	\$546,344	\$445,246	\$101,098	\$61,202	60.5%	\$32,000	31.7%	\$0	0.0%	\$6,591	6.5%	\$38,591	38.2%
Central Minnesota Noon Optimist Club, Inc	St. Cloud	32368	\$501,342	\$389,213	\$112,129	\$71,143	63.4%	\$31,750	28.3%	\$0	0.0%	\$9,551	8.5%	\$41,301	36.8%
Central Minnesota Task Force For Battered Women	St. Cloud	01481	\$1,215,096	\$888,771	\$326,325	\$258,030	79.1%	\$56,538	17.3%	\$0	0.0%	\$34,231	10.5%	\$90,768	27.8%
Champlin Park Hockey Assoc	Champlin	04865	\$4,208,518	\$3,591,819	\$616,699	\$253,175	41.1%	\$125,000	20.3%	\$0	0.0%	\$184,207	29.9%	\$309,207	50.1%
Champlin-Dayton Athletic Association	Champlin	31980	\$4,206,669	\$3,635,093	\$571,576	\$219,235	38.4%	\$173,218	30.3%	\$0	0.0%	\$167,589	29.3%	\$340,807	59.6%
Chaska Lions Club	Chaska	01070	\$2,361,538	\$1,937,865	\$423,673	\$189,962	44.8%	\$123,511	29.2%	\$5,000	1.2%	\$105,221	24.8%	\$233,732	55.2%
Chaska Stallions Wrestling Club	Chaska	92567	\$232,305	\$186,269	\$46,036	\$38,868	84.4%	\$0	0.0%	\$0	0.0%	\$4,248	9.2%	\$4,248	9.2%

FY2013 Lawful (Charitable) Gambling Report to Legislature - Alpha by Organization

Organization Name	City	License Number	Gross Receipts	Prizes	Net Receipts	ALLOWABLE EXPENSES		LAWFUL PURPOSE EXPENDITURES							
						TOTAL	%	Charitable	%	Other	%	Taxes/Fees	%	TOTAL	%
Chatfield Athletic's Club	Chatfield	03071	\$288,834	\$236,794	\$52,040	\$22,142	42.5%	\$26,079	50.1%	\$0	0.0%	\$4,555	8.8%	\$30,634	58.9%
Chatfield Firefighters Activities Assoc Inc	Chatfield	03377	\$818,948	\$686,934	\$132,014	\$68,709	52.0%	\$45,738	34.6%	\$0	0.0%	\$15,711	11.9%	\$61,449	46.5%
Chicagami	Eveleth	01483	\$1,820,535	\$1,489,253	\$331,282	\$159,267	48.1%	\$85,671	25.9%	\$0	0.0%	\$84,456	25.5%	\$170,127	51.4%
Chisago City Fire Relief Assoc	Chisago City	02391	\$1,950,879	\$1,627,769	\$323,110	\$180,610	55.9%	\$70,812	21.9%	\$0	0.0%	\$67,031	20.7%	\$137,843	42.7%
Chisago Lakes Area Recreation Assoc	Lindstrom	02577	\$1,050,063	\$876,924	\$173,139	\$93,908	54.2%	\$60,453	34.9%	\$0	0.0%	\$15,134	8.7%	\$75,587	43.7%
Chops Inc	Minneapolis	31322	\$4,373,711	\$3,697,881	\$675,830	\$318,281	47.1%	\$32,345	4.8%	\$0	0.0%	\$178,139	26.4%	\$210,484	31.1%
C-I Quarterback Club	Ironton	02536	\$1,043,893	\$904,458	\$139,435	\$95,663	68.6%	\$27,376	19.6%	\$0	0.0%	\$15,349	11.0%	\$42,725	30.6%
Claremont Area Chamber of Commerce	Claremont	05159	\$653,787	\$530,180	\$123,607	\$74,940	60.6%	\$41,761	33.8%	\$0	0.0%	\$13,213	10.7%	\$54,974	44.5%
Clarissa Lions Club	Clarissa	02048	\$185,739	\$151,660	\$34,079	\$21,862	64.2%	\$8,122	23.8%	\$0	0.0%	\$3,414	10.0%	\$11,536	33.9%
Clarkfield Lions Club	Clarkfield	33272	\$171,666	\$142,315	\$29,351	\$21,881	74.5%	\$16,215	55.2%	\$0	0.0%	\$2,361	8.0%	\$18,576	63.3%
Clear Lake Lions Club	Clear Lake	01790	\$3,123,616	\$2,555,315	\$568,301	\$258,249	45.4%	\$144,422	25.4%	\$0	0.0%	\$148,656	26.2%	\$293,078	51.6%
Clearbrook Community Club	Clearbrook	00778	\$623,040	\$531,679	\$91,362	\$43,763	47.9%	\$32,850	36.0%	\$0	0.0%	\$7,730	8.5%	\$40,580	44.4%
Clearwater Trail Blazers Snowmobile Club Inc	Gonvick	32290	\$711,709	\$579,882	\$131,827	\$61,383	46.6%	\$35,567	27.0%	\$10,500	8.0%	\$14,670	11.1%	\$60,737	46.1%
Clements Fire Dept Relief Assoc	Clements	31542	\$152,721	\$121,995	\$30,726	\$15,247	49.6%	\$17,920	58.3%	\$0	0.0%	\$3,574	11.6%	\$21,494	70.0%
Cleveland Firemen's Relief Association	Cleveland	02951	\$538,476	\$425,701	\$112,775	\$52,186	46.3%	\$53,215	47.2%	\$0	0.0%	\$11,169	9.9%	\$64,384	57.1%
Climax Community Club	Climax	01246	\$751,500	\$639,654	\$111,846	\$54,766	49.0%	\$35,560	31.8%	\$0	0.0%	\$9,828	8.8%	\$45,387	40.6%
Climb Inc	Inver Grove Heights	02002	\$10,091,581	\$8,335,333	\$1,756,248	\$813,672	46.3%	\$357,210	20.3%	\$0	0.0%	\$558,559	31.8%	\$915,769	52.1%
Cloquet Amateur Hockey Assoc	Cloquet	01224	\$1,307,083	\$1,149,024	\$158,059	\$79,333	50.2%	\$1,950	1.2%	\$25,000	15.8%	\$25,912	16.4%	\$52,862	33.4%
Cloquet Amateur Hockey Womens Aux	Cloquet	04882	\$1,044,897	\$889,652	\$155,245	\$95,345	61.4%	\$30,780	19.8%	\$0	0.0%	\$20,768	13.4%	\$51,548	33.2%
Club Almar Sports Inc	St. Cloud	01557	\$250,621	\$198,038	\$52,583	\$13,950	26.5%	\$26,669	50.7%	\$0	0.0%	\$10,618	20.2%	\$37,287	70.9%
Cokato Firefighters Relief Assoc	Cokato	33641	\$68,141	\$45,229	\$22,912	\$10,089	44.0%	\$14,225	62.1%	\$0	0.0%	\$2,129	9.3%	\$16,354	71.4%
Cold Spring Fire Dept Relief Assoc	Cold Spring	05054	\$276,577	\$215,280	\$61,297	\$27,668	45.1%	\$23,910	39.0%	\$0	0.0%	\$7,758	12.7%	\$31,668	51.7%
Cold Spring Lions Club	Richmond	02364	\$385,688	\$329,760	\$55,928	\$38,351	68.6%	\$11,548	20.6%	\$0	0.0%	\$4,948	8.8%	\$16,496	29.5%
Cologne Firemans Relief Assoc	Cologne	00709	\$325,139	\$267,396	\$57,743	\$36,957	64.0%	\$14,837	25.7%	\$0	0.0%	\$4,277	7.4%	\$19,114	33.1%
Columbia Heights Athletic Boosters Club	Columbia Heights	02072	\$919,566	\$695,955	\$223,611	\$143,367	64.1%	\$57,327	25.6%	\$500	0.2%	\$32,298	14.4%	\$90,125	40.3%
Community Charities of Minnesota	Mankato	02650	\$8,642,002	\$7,095,078	\$1,546,924	\$736,495	47.6%	\$218,385	14.1%	\$0	0.0%	\$480,919	31.1%	\$699,304	45.2%
Community Connection of Sauk Centre	Sauk Centre	34704	\$869,539	\$732,053	\$137,486	\$75,647	55.0%	\$24,276	17.7%	\$500	0.4%	\$16,299	11.9%	\$41,075	29.9%
Confidence Learning Center	East Gull Lake	00691	\$9,270,348	\$7,495,588	\$1,774,760	\$863,774	48.7%	\$332,486	18.7%	\$0	0.0%	\$549,013	30.9%	\$881,499	49.7%
Cook Firemens Relief Association	Cook	03754	\$277,414	\$223,096	\$54,318	\$30,206	55.6%	\$17,850	32.9%	\$0	0.0%	\$4,325	8.0%	\$22,175	40.8%
Cook Timberwolves Snowmobile Club	Cook	05108	\$489,609	\$399,782	\$89,827	\$47,562	52.9%	\$23,473	26.1%	\$0	0.0%	\$11,419	12.7%	\$34,892	38.8%
Coon Lake Community & Senior Ctr	Wyoming	03403	\$502,848	\$413,752	\$89,095	\$37,111	41.7%	\$15,618	17.5%	\$2,314	2.6%	\$10,355	11.6%	\$28,287	31.7%
Coon Rapids Lions Club	Coon Rapids	00013	\$1,708,432	\$1,374,575	\$333,857	\$213,909	64.1%	\$37,348	11.2%	\$750	0.2%	\$71,152	21.3%	\$109,250	32.7%

FY2013 Lawful (Charitable) Gambling Report to Legislature - Alpha by Organization

Organization Name	City	License Number	Gross Receipts	Prizes	Net Receipts	ALLOWABLE EXPENSES		LAWFUL PURPOSE EXPENDITURES							
						TOTAL	%	Charitable	%	Other	%	Taxes/Fees	%	TOTAL	%
Coon Rapids Mat Bandits Wrestling Club	Coon Rapids	05645	\$5,467,449	\$4,513,018	\$954,430	\$474,938	49.8%	\$228,868	24.0%	\$0	0.0%	\$256,181	26.8%	\$485,049	50.8%
Coon Rapids National Little League	Anoka	04404	\$3,501,676	\$2,898,178	\$603,498	\$292,577	48.5%	\$130,928	21.7%	\$0	0.0%	\$171,354	28.4%	\$302,282	50.1%
Coon Rapids Youth Hockey Assoc	Coon Rapids	35285	\$3,300,861	\$2,658,881	\$641,980	\$296,741	46.2%	\$159,481	24.8%	\$0	0.0%	\$152,228	23.7%	\$311,710	48.6%
Cormorant Lakes Sportsman Club	Audubon	00594	\$1,530,354	\$1,231,944	\$298,410	\$154,478	51.8%	\$66,099	22.2%	\$6,769	2.3%	\$64,462	21.6%	\$137,330	46.0%
Cosmos Lions Club	Cosmos	02401	\$64,913	\$55,472	\$9,441	\$6,767	71.7%	\$2,850	30.2%	\$0	0.0%	\$765	8.1%	\$3,615	38.3%
Cottage Grove Athletic Assoc	Cottage Grove	01612	\$1,653,634	\$1,361,791	\$291,844	\$168,456	57.7%	\$32,894	11.3%	\$0	0.0%	\$61,951	21.2%	\$94,845	32.5%
Cotter High School Winona	Winona	00450	\$1,681,392	\$1,364,334	\$317,058	\$153,708	48.5%	\$90,417	28.5%	\$0	0.0%	\$71,351	22.5%	\$161,768	51.0%
Cottonwood Co Game & Fish Protective Leagu	Windom	02553	\$269,051	\$219,332	\$49,719	\$22,625	45.5%	\$13,110	26.4%	\$0	0.0%	\$2,920	5.9%	\$16,030	32.2%
Courtland Lions Club	Courtland	01524	\$226,998	\$175,212	\$51,786	\$25,977	50.2%	\$14,098	27.2%	\$0	0.0%	\$3,991	7.7%	\$18,089	34.9%
Crooked Lake Fire Relief Assoc	Outing	92334	\$156,689	\$119,711	\$36,978	\$17,808	48.2%	\$4,755	12.9%	\$600	1.6%	\$7,372	19.9%	\$12,727	34.4%
Crookston Firefighters Association	Crookston	34918	\$765,407	\$630,878	\$134,529	\$62,418	46.4%	\$2,150	1.6%	\$31,331	23.3%	\$24,749	18.4%	\$58,230	43.3%
Crosby Fire Relief Assoc	Crosby	02476	\$2,240,300	\$1,953,032	\$287,268	\$155,220	54.0%	\$46,145	16.1%	\$900	0.3%	\$57,681	20.1%	\$104,726	36.5%
Crosslake Ideal Lions Club	Crosslake	01487	\$908,203	\$739,478	\$168,725	\$90,799	53.8%	\$39,300	23.3%	\$0	0.0%	\$25,055	14.8%	\$64,355	38.1%
Crow River Sno Pros	Hutchinson	04900	\$1,148,392	\$949,719	\$198,673	\$87,554	44.1%	\$27,403	13.8%	\$42,440	21.4%	\$37,032	18.6%	\$106,875	53.8%
Crow River Youth Hockey Assoc	Delano	02425	\$1,414,619	\$1,190,619	\$224,000	\$137,173	61.2%	\$47,250	21.1%	\$0	0.0%	\$42,628	19.0%	\$89,878	40.1%
Crucifixion Church La Crescent	La Crescent	00768	\$400,208	\$320,059	\$80,149	\$40,633	50.7%	\$35,700	44.5%	\$0	0.0%	\$7,348	9.2%	\$43,048	53.7%
Crystal Lions Club	Crystal	01668	\$1,765,044	\$1,460,872	\$304,173	\$196,090	64.5%	\$24,435	8.0%	\$788	0.3%	\$66,030	21.7%	\$91,252	30.0%
Cura Center	St. Cloud	01618	\$1,219,236	\$892,101	\$327,135	\$260,187	79.5%	\$63,420	19.4%	\$0	0.0%	\$35,263	10.8%	\$98,683	30.2%
Currie Town & Country Boosters	Currie	02568	\$401,738	\$314,369	\$87,370	\$61,368	70.2%	\$20,004	22.9%	\$0	0.0%	\$6,136	7.0%	\$26,140	29.9%
Cuyuna Firemen's Relief Assoc	Deerwood	02163	\$1,285,782	\$1,102,164	\$183,618	\$124,850	68.0%	\$36,348	19.8%	\$0	0.0%	\$20,631	11.2%	\$56,979	31.0%
Cyrus Fire Dept Relief Assoc	Cyrus	02171	\$200,335	\$157,765	\$42,570	\$23,958	56.3%	\$16,850	39.6%	\$0	0.0%	\$3,102	7.3%	\$19,952	46.9%
Czech & Slovak Sokol Minnesota	St. Paul	03902	\$928,888	\$744,783	\$184,105	\$135,909	73.8%	\$6,043	3.3%	\$0	0.0%	\$37,530	20.4%	\$43,573	23.7%
Danube Lions Club	Danube	05631	\$144,714	\$117,854	\$26,860	\$12,034	44.8%	\$11,154	41.5%	\$200	0.7%	\$2,591	9.6%	\$13,946	51.9%
Darfur Sportsmens Club	Darfur	34306	\$395,263	\$337,309	\$57,954	\$34,587	59.7%	\$21,338	36.8%	\$0	0.0%	\$6,322	10.9%	\$27,660	47.7%
Dassel Fire Relief Assoc	Dassel	33878	\$283,797	\$230,783	\$53,014	\$24,824	46.8%	\$29,103	54.9%	\$0	0.0%	\$7,143	13.5%	\$36,246	68.4%
Dawson Fire Department Relief Association	Dawson	33444	\$1,999,296	\$1,688,679	\$310,617	\$164,322	52.9%	\$80,319	25.9%	\$0	0.0%	\$52,097	16.8%	\$132,416	42.6%
Dayton Lions Club	Osseo	01875	\$1,113,635	\$929,997	\$183,638	\$103,917	56.6%	\$32,484	17.7%	\$0	0.0%	\$27,101	14.8%	\$59,586	32.4%
Dead Broke Saddle Club	Hugo	03800	\$2,493,094	\$2,032,565	\$460,529	\$271,859	59.0%	\$52,878	11.5%	\$0	0.0%	\$123,402	26.8%	\$176,280	38.3%
Deer Creek Lions Club	Deer Creek	02157	\$395,474	\$313,203	\$82,271	\$48,936	59.5%	\$31,856	38.7%	\$200	0.2%	\$7,268	8.8%	\$39,324	47.8%
Deerwood Fire Relief Assoc	Deerwood	03780	\$886,314	\$716,892	\$169,422	\$115,746	68.3%	\$47,680	28.1%	\$0	0.0%	\$21,283	12.6%	\$68,963	40.7%
Defeat of Jesse James Days Committee	Northfield	05596	\$321,194	\$259,650	\$61,544	\$36,213	58.8%	\$15,000	24.4%	\$0	0.0%	\$4,009	6.5%	\$19,009	30.9%
Dennison Lions Club	Dennison	02762	\$116,327	\$88,061	\$28,266	\$22,660	80.2%	\$9,539	33.7%	\$0	0.0%	\$2,687	9.5%	\$12,226	43.3%

FY2013 Lawful (Charitable) Gambling Report to Legislature - Alpha by Organization

Organization Name	City	License Number	Gross Receipts	Prizes	Net Receipts	ALLOWABLE EXPENSES		LAWFUL PURPOSE EXPENDITURES							
						TOTAL	%	Charitable	%	Other	%	Taxes/Fees	%	TOTAL	%
Dent Firefighters Relief Assoc	Dent	02891	\$1,378,649	\$1,162,639	\$216,010	\$95,426	44.2%	\$61,200	28.3%	\$788	0.4%	\$41,480	19.2%	\$103,467	47.9%
Dent Lions Club	Dent	01980	\$609,282	\$502,333	\$106,949	\$61,631	57.6%	\$32,766	30.6%	\$1,050	1.0%	\$10,860	10.2%	\$44,676	41.8%
Detroit Lakes Shrine Club	Detroit Lakes	02477	\$1,184,951	\$983,079	\$201,872	\$134,708	66.7%	\$34,000	16.8%	\$0	0.0%	\$44,179	21.9%	\$78,179	38.7%
Dexter Firefighters Relief Assoc	Dexter	03143	\$553,384	\$463,311	\$90,073	\$42,417	47.1%	\$43,600	48.4%	\$0	0.0%	\$3,440	3.8%	\$47,040	52.2%
Dilworth Lions Club	Dilworth	01877	\$480,713	\$392,928	\$87,785	\$45,169	51.5%	\$22,671	25.8%	\$264	0.3%	\$8,043	9.2%	\$30,978	35.3%
District 284 Youth Hockey Assoc	Plymouth	27345	\$1,755,309	\$1,462,552	\$292,757	\$142,638	48.7%	\$77,221	26.4%	\$0	0.0%	\$59,231	20.2%	\$136,452	46.6%
Divine Mercy Church & School	Faribault	01632	\$928,196	\$748,257	\$179,939	\$82,897	46.1%	\$70,859	39.4%	\$200	0.1%	\$25,932	14.4%	\$96,991	53.9%
Douglas Area Trail Assoc	Alexandria	05642	\$1,326,745	\$1,071,449	\$255,296	\$139,189	54.5%	\$66,331	26.0%	\$0	0.0%	\$53,593	21.0%	\$119,923	47.0%
Dover Fire Relief Association	Dover	03056	\$2,490,951	\$1,999,421	\$491,530	\$255,938	52.1%	\$114,125	23.2%	\$0	0.0%	\$142,880	29.1%	\$257,005	52.3%
Dr. J. E. Le Clerc Council 2895 Knights of Col	Le Sueur	33450	\$1,115,272	\$941,965	\$173,308	\$91,260	52.7%	\$56,090	32.4%	\$0	0.0%	\$26,929	15.5%	\$83,019	47.9%
Duluth Curling Club	Duluth	05277	\$1,019,696	\$851,393	\$168,303	\$81,398	48.4%	\$56,993	33.9%	\$0	0.0%	\$23,816	14.2%	\$80,809	48.0%
Duluth Softball Players Association	Duluth	02794	\$2,425,895	\$2,009,097	\$416,798	\$281,710	67.6%	\$4,197	1.0%	\$0	0.0%	\$123,188	29.6%	\$127,384	30.6%
Dundas Baseball Assoc	Dundas	02112	\$390,307	\$315,280	\$75,027	\$39,278	52.4%	\$18,482	24.6%	\$0	0.0%	\$6,944	9.3%	\$25,427	33.9%
Eagan Hockey Assoc	Eagan	02145	\$6,485,098	\$5,584,326	\$900,772	\$353,095	39.2%	\$177,182	19.7%	\$0	0.0%	\$265,917	29.5%	\$443,099	49.2%
Eagan Lions Club	Eagan	02228	\$1,804,377	\$1,526,026	\$278,351	\$148,510	53.4%	\$52,626	18.9%	\$0	0.0%	\$59,399	21.3%	\$112,025	40.2%
Eagle Bend Fire Dept Relief Assoc	Eagle Bend	02356	\$362,803	\$291,871	\$70,932	\$32,542	45.9%	\$25,250	35.6%	\$0	0.0%	\$5,583	7.9%	\$30,833	43.5%
Eagle Bend Lions Club	Eagle Bend	05417	\$351,464	\$276,973	\$74,491	\$34,441	46.2%	\$21,538	28.9%	\$0	0.0%	\$5,880	7.9%	\$27,418	36.8%
Eagle Lake Fire Relief Assoc	Eagle Lake	02142	\$382,090	\$319,747	\$62,343	\$32,715	52.5%	\$20,635	33.1%	\$0	0.0%	\$5,350	8.6%	\$25,985	41.7%
Eagles Aerie 1243 Winona	Winona	00242	\$1,789,526	\$1,444,915	\$344,611	\$184,090	53.4%	\$37,005	10.7%	\$40,758	11.8%	\$98,358	28.5%	\$176,121	51.1%
Eagles Aerie 1460 Faribault	Faribault	00741	\$932,816	\$738,668	\$194,147	\$110,351	56.8%	\$21,236	10.9%	\$40,186	20.7%	\$22,638	11.7%	\$84,060	43.3%
Eagles Aerie 1791 Owatonna	Owatonna	00333	\$1,187,335	\$943,064	\$244,271	\$108,344	44.4%	\$931	0.4%	\$120,473	49.3%	\$35,762	14.6%	\$157,165	64.3%
Eagles Aerie 2228 Zumbro Rochester	Rochester	00674	\$994,286	\$746,064	\$248,222	\$122,102	49.2%	\$40,927	16.5%	\$67,448	27.2%	\$28,604	11.5%	\$136,978	55.2%
Eagles Aerie 2242 Northfield	Northfield	00318	\$348,146	\$281,523	\$66,623	\$36,094	54.2%	\$7,450	11.2%	\$13,733	20.6%	\$6,281	9.4%	\$27,464	41.2%
Eagles Aerie 2258 Albert Lea	Albert Lea	00060	\$753,168	\$598,093	\$155,075	\$74,006	47.7%	\$28,251	18.2%	\$41,114	26.5%	\$17,204	11.1%	\$86,569	55.8%
Eagles Aerie 2334 Willmar	Willmar	00245	\$1,129,114	\$903,900	\$225,215	\$102,596	45.6%	\$31,582	14.0%	\$29,231	13.0%	\$39,831	17.7%	\$100,644	44.7%
Eagles Aerie 2339 Fergus Falls	Fergus Falls	00400	\$2,131,849	\$1,820,923	\$310,926	\$152,204	49.0%	\$28,109	9.0%	\$35,458	11.4%	\$70,366	22.6%	\$133,933	43.1%
Eagles Aerie 2342 Past Presidents Club Detro	Detroit Lakes	04238	\$961,472	\$824,258	\$137,214	\$107,105	78.1%	\$26,102	19.0%	\$1,954	1.4%	\$15,247	11.1%	\$43,303	31.6%
Eagles Aerie 2368 Thief River Falls	Thief River Falls	00092	\$894,973	\$727,414	\$167,559	\$92,377	55.1%	\$19,452	11.6%	\$25,072	15.0%	\$17,003	10.1%	\$61,526	36.7%
Eagles Aerie 2469 Grand Rapids	Grand Rapids	01038	\$1,771,151	\$1,430,716	\$340,436	\$156,598	46.0%	\$55,427	16.3%	\$60,023	17.6%	\$65,868	19.3%	\$181,318	53.3%
Eagles Aerie 2617 Hallock	Hallock	01223	\$128,532	\$101,320	\$27,212	\$13,024	47.9%	\$15,600	57.3%	\$2,034	7.5%	\$2,283	8.4%	\$19,917	73.2%
Eagles Aerie 269 Mankato	Mankato	00420	\$3,021,650	\$2,449,763	\$571,887	\$288,279	50.4%	\$53,220	9.3%	\$58,407	10.2%	\$160,471	28.1%	\$272,098	47.6%
Eagles Aerie 287 Brainerd	Brainerd	00627	\$736,287	\$609,648	\$126,639	\$79,117	62.5%	\$16,863	13.3%	\$13,578	10.7%	\$11,610	9.2%	\$42,050	33.2%

FY2013 Lawful (Charitable) Gambling Report to Legislature - Alpha by Organization

Organization Name	City	License Number	Gross Receipts	Prizes	Net Receipts	ALLOWABLE EXPENSES		LAWFUL PURPOSE EXPENDITURES							
						TOTAL	%	Charitable	%	Other	%	Taxes/Fees	%	TOTAL	%
Eagles Aerie 3063 Runestone Alexandria	Alexandria	00046	\$1,883,539	\$1,592,082	\$291,457	\$159,316	54.7%	\$19,279	6.6%	\$39,319	13.5%	\$53,229	18.3%	\$111,827	38.4%
Eagles Aerie 3208 Richfield Bloomington	Bloomington	00757	\$933,626	\$753,627	\$179,998	\$116,677	64.8%	\$15,939	8.9%	\$33,639	18.7%	\$24,274	13.5%	\$73,853	41.0%
Eagles Aerie 3264 Elk River	Elk River	00668	\$600,832	\$504,879	\$95,953	\$62,574	65.2%	\$15,027	15.7%	\$13,280	13.8%	\$8,851	9.2%	\$37,159	38.7%
Eagles Aerie 3282 Worthington	Worthington	00395	\$166,624	\$120,637	\$45,987	\$10,255	22.3%	\$6,817	14.8%	\$15,770	34.3%	\$8,265	18.0%	\$30,851	67.1%
Eagles Aerie 3394 Fairmont	Fairmont	00122	\$65,539	\$49,815	\$15,724	\$5,283	33.6%	\$2,000	12.7%	\$7,603	48.4%	\$1,883	12.0%	\$11,486	73.0%
Eagles Aerie 3403 Luverne	Luverne	00258	\$131,151	\$97,322	\$33,829	\$16,940	50.1%	\$2,371	7.0%	\$11,531	34.1%	\$2,860	8.5%	\$16,762	49.5%
Eagles Aerie 3405 Marshall	Marshall	00237	\$131,287	\$84,069	\$47,218	\$30,031	63.6%	\$5,800	12.3%	\$7,337	15.5%	\$5,366	11.4%	\$18,503	39.2%
Eagles Aerie 3420 St. James	St. James	00323	\$847,043	\$687,584	\$159,459	\$103,523	64.9%	\$15,775	9.9%	\$22,050	13.8%	\$20,475	12.8%	\$58,300	36.6%
Eagles Aerie 3424 Litchfield	Litchfield	00645	\$455,948	\$379,084	\$76,864	\$39,066	50.8%	\$19,580	25.5%	\$31,603	41.1%	\$6,120	8.0%	\$57,303	74.6%
Eagles Aerie 3486 Karlstad	Karlstad	01585	\$224,801	\$184,675	\$40,125	\$18,344	45.7%	\$12,075	30.1%	\$11,028	27.5%	\$4,036	10.1%	\$27,139	67.6%
Eagles Aerie 350 Dacotah East Grand Forks	East Grand Forks	00543	\$1,858,733	\$1,563,254	\$295,479	\$146,835	49.7%	\$36,894	12.5%	\$28,138	9.5%	\$62,368	21.1%	\$127,399	43.1%
Eagles Aerie 3718 New Brighton	New Brighton	00541	\$1,094,899	\$934,064	\$160,835	\$82,421	51.2%	\$8,469	5.3%	\$40,908	25.4%	\$19,787	12.3%	\$69,164	43.0%
Eagles Aerie 3918 Tracy	Tracy	00326	\$127,601	\$100,073	\$27,528	\$9,341	33.9%	\$8,008	29.1%	\$7,340	26.7%	\$3,122	11.3%	\$18,470	67.1%
Eagles Aerie 4031 Farmington	Farmington	01264	\$868,634	\$718,334	\$150,300	\$89,458	59.5%	\$13,775	9.2%	\$25,300	16.8%	\$15,249	10.1%	\$54,324	36.1%
Eagles Aerie 4120 Shakopee	Shakopee	01623	\$765,053	\$619,548	\$145,505	\$75,103	51.6%	\$16,150	11.1%	\$11,613	8.0%	\$20,825	14.3%	\$48,588	33.4%
Eagles Aerie 620 Morris	Morris	00260	\$655,563	\$536,568	\$118,995	\$53,909	45.3%	\$30,608	25.7%	\$3,532	3.0%	\$11,105	9.3%	\$45,246	38.0%
Eagles Aerie 622 St. Cloud	St. Cloud	00381	\$958,715	\$771,643	\$187,072	\$127,014	67.9%	\$17,248	9.2%	\$27,896	14.9%	\$23,534	12.6%	\$68,679	36.7%
Eagles Aerie 703 Lookout Austin	Austin	00412	\$995,029	\$759,328	\$235,701	\$87,927	37.3%	\$19,988	8.5%	\$92,017	39.0%	\$38,389	16.3%	\$150,394	63.8%
Eagles Aerie 873 Crookston	Crookston	00449	\$993,694	\$851,049	\$142,645	\$76,516	53.6%	\$11,948	8.4%	\$24,263	17.0%	\$14,169	9.9%	\$50,379	35.3%
Eagles Aerie 94 Stillwater	Stillwater	00259	\$2,303,602	\$1,940,678	\$362,924	\$183,211	50.5%	\$6,157	1.7%	\$47,272	13.0%	\$93,783	25.8%	\$147,213	40.6%
East Grand Forks Blue Line Club	East Grand Forks	01656	\$410,128	\$307,020	\$103,108	\$45,158	43.8%	\$36,595	35.5%	\$0	0.0%	\$7,964	7.7%	\$44,559	43.2%
East Hubbard Co Fire Dist	Akeley	05312	\$392,584	\$336,043	\$56,541	\$28,449	50.3%	\$21,980	38.9%	\$0	0.0%	\$4,679	8.3%	\$26,659	47.1%
Eastern Morrison County 4 Wheeler Club	Pierz	05106	\$587,228	\$459,425	\$127,803	\$82,563	64.6%	\$40,164	31.4%	\$0	0.0%	\$9,526	7.5%	\$49,690	38.9%
Eastview Hockey Assoc	Apple Valley	36438	\$1,371,485	\$1,134,765	\$236,720	\$133,622	56.4%	\$49,065	20.7%	\$0	0.0%	\$40,479	17.1%	\$89,544	37.8%
Eden Valley Hawks Baseball Club	Eden Valley	02120	\$94,138	\$76,064	\$18,074	\$12,963	71.7%	\$10,150	56.2%	\$0	0.0%	\$2,776	15.4%	\$12,926	71.5%
Eden Valley Lions Club	Eden Valley	01530	\$1,114,779	\$909,503	\$205,276	\$100,064	48.7%	\$67,194	32.7%	\$900	0.4%	\$30,584	14.9%	\$98,678	48.1%
Edinburgh USA Pro Am Foundation	Brooklyn Park	36222	\$2,680,036	\$2,283,496	\$396,540	\$255,128	64.3%	\$33,670	8.5%	\$0	0.0%	\$103,754	26.2%	\$137,424	34.7%
Edison Community Sports Foundation	Minneapolis	01861	\$780,553	\$618,783	\$161,770	\$117,836	72.8%	\$24,000	14.8%	\$0	0.0%	\$25,200	15.6%	\$49,200	30.4%
Eitzen Fire & Rescue Association Inc	Eitzen	32660	\$242,362	\$190,089	\$52,272	\$15,704	30.0%	\$24,000	45.9%	\$0	0.0%	\$4,917	9.4%	\$28,917	55.3%
Elbow Lake Firemens Relief Assoc	Elbow Lake	01968	\$1,338,246	\$1,122,820	\$215,426	\$80,883	37.5%	\$95,821	44.5%	\$0	0.0%	\$40,407	18.8%	\$136,227	63.2%
Elgin Fire Relief Association	Elgin	05658	\$557,906	\$440,614	\$117,293	\$41,728	35.6%	\$42,227	36.0%	\$0	0.0%	\$4,657	4.0%	\$46,884	40.0%
Elizabeth Fire Dept Relief Assoc	Elizabeth	01686	\$468,106	\$374,255	\$93,851	\$31,286	33.3%	\$57,269	61.0%	\$0	0.0%	\$7,604	8.1%	\$64,873	69.1%

FY2013 Lawful (Charitable) Gambling Report to Legislature - Alpha by Organization

Organization Name	City	License Number	Gross Receipts	Prizes	Net Receipts	ALLOWABLE EXPENSES		LAWFUL PURPOSE EXPENDITURES							
						TOTAL	%	Charitable	%	Other	%	Taxes/Fees	%	TOTAL	%
Elk River Lions Club	Elk River	02257	\$4,331,188	\$3,712,391	\$618,797	\$316,729	51.2%	\$99,239	16.0%	\$0	0.0%	\$179,780	29.1%	\$279,019	45.1%
Elk River Youth Hockey Assoc	Elk River	01536	\$2,439,898	\$2,076,290	\$363,608	\$181,338	49.9%	\$75,000	20.6%	\$0	0.0%	\$79,985	22.0%	\$154,985	42.6%
Elko Baseball Club	Elko New Market	02943	\$461,660	\$369,716	\$91,945	\$60,880	66.2%	\$27,939	30.4%	\$0	0.0%	\$4,709	5.1%	\$32,648	35.5%
Elks Lodge 1003 Virginia	Virginia	01191	\$1,065,002	\$856,304	\$208,698	\$99,417	47.6%	\$36,484	17.5%	\$26,893	12.9%	\$26,915	12.9%	\$90,292	43.3%
Elks Lodge 1091 Rochester	Rochester	00288	\$212,748	\$165,792	\$46,956	\$31,725	67.6%	\$9,846	21.0%	\$0	0.0%	\$5,410	11.5%	\$15,256	32.5%
Elks Lodge 1161 Eveleth	Eveleth	01637	\$270,508	\$214,425	\$56,084	\$17,064	30.4%	\$19,601	34.9%	\$12,344	22.0%	\$7,620	13.6%	\$39,564	70.5%
Elks Lodge 1166 Faribault	Faribault	00872	\$197,676	\$152,663	\$45,013	\$27,750	61.6%	\$9,213	20.5%	\$100	0.2%	\$3,786	8.4%	\$13,100	29.1%
Elks Lodge 1308 Thief River Falls	Thief River Falls	00358	\$180,849	\$126,284	\$54,565	\$13,331	24.4%	\$19,403	35.6%	\$11,549	21.2%	\$4,641	8.5%	\$35,592	65.2%
Elks Lodge 133 Duluth	Duluth	01001	\$76,567	\$63,774	\$12,794	\$8,220	64.3%	\$1,950	15.2%	\$0	0.0%	\$1,244	9.7%	\$3,194	25.0%
Elks Lodge 1395 Owatonna	Owatonna	01169	\$708,036	\$566,132	\$141,904	\$71,686	50.5%	\$21,159	14.9%	\$49,180	34.7%	\$6,208	4.4%	\$76,547	53.9%
Elks Lodge 1685 Alexandria	Alexandria	01110	\$1,430,425	\$1,191,319	\$239,107	\$130,311	54.5%	\$25,292	10.6%	\$22,944	9.6%	\$43,889	18.4%	\$92,125	38.5%
Elks Lodge 179 Stillwater	Stillwater	01058	\$684,385	\$555,193	\$129,192	\$89,344	69.2%	\$22,806	17.7%	\$0	0.0%	\$16,676	12.9%	\$39,481	30.6%
Elks Lodge 2221 Hopkins	Hopkins	00365	\$345,436	\$285,636	\$59,800	\$33,447	55.9%	\$16,299	27.3%	\$7,000	11.7%	\$5,987	10.0%	\$29,286	49.0%
Elks Lodge 2287 Worthington	Worthington	00192	\$84,737	\$68,686	\$16,051	\$8,031	50.0%	\$6,136	38.2%	\$30	0.2%	-\$234	-1.5%	\$5,933	37.0%
Elks Lodge 2386 Wadena	Wadena	00802	\$637,036	\$547,215	\$89,821	\$68,706	76.5%	\$9,019	10.0%	\$6,898	7.7%	\$9,072	10.1%	\$24,989	27.8%
Elks Lodge 2427 Hutchinson	Hutchinson	00196	\$292,872	\$222,570	\$70,302	\$60,113	85.5%	\$11,083	15.8%	\$19,759	28.1%	\$5,707	8.1%	\$36,549	52.0%
Elks Lodge 327 Winona	Goodview	00546	\$257,961	\$185,042	\$72,919	\$28,972	39.7%	\$25,688	35.2%	\$14,780	20.3%	\$6,071	8.3%	\$46,539	63.8%
Elks Lodge 414 Austin	Austin	00842	\$691,999	\$568,896	\$123,103	\$95,418	77.5%	\$2,088	1.7%	\$10,679	8.7%	\$15,194	12.3%	\$27,961	22.7%
Elks Lodge 44 Minneapolis	Brooklyn Park	00244	\$1,538,053	\$1,327,785	\$210,268	\$117,033	55.7%	\$31,978	15.2%	\$10,132	4.8%	\$37,406	17.8%	\$79,516	37.8%
Elks Lodge 615 Brainerd	Brainerd	00496	\$298,293	\$234,922	\$63,370	\$32,423	51.2%	\$12,000	18.9%	\$3,081	4.9%	\$5,239	8.3%	\$20,320	32.1%
Elks Lodge 845 Red Wing	Red Wing	00979	\$196,169	\$167,180	\$28,989	\$17,643	60.9%	\$9,660	33.3%	\$8,400	29.0%	\$1,288	4.4%	\$19,348	66.7%
Elks Lodge 952 Willmar	Willmar	00398	\$117,158	\$99,705	\$17,453	\$10,692	61.3%	\$6,534	37.4%	\$0	0.0%	\$1,428	8.2%	\$7,962	45.6%
Elrosa Baseball Club	Elrosa	01955	\$396,282	\$328,451	\$67,831	\$27,801	41.0%	\$23,921	35.3%	\$0	0.0%	\$5,676	8.4%	\$29,597	43.6%
Ely Blue Line Club	Ely	01129	\$95,690	\$77,850	\$17,840	\$21,022	117.8%	\$4,662	26.1%	\$0	0.0%	\$2,031	11.4%	\$6,693	37.5%
Ely Igloo Snowmobile Club	Ely	04652	\$365,432	\$289,450	\$75,982	\$46,934	61.8%	\$27,154	35.7%	\$0	0.0%	\$7,578	10.0%	\$34,732	45.7%
Ely Winton Rod and Gun Club	Winton	04828	\$797,619	\$658,826	\$138,793	\$94,024	67.7%	\$5,409	3.9%	\$19,631	14.1%	\$19,085	13.8%	\$44,125	31.8%
Elysian Fire Dept Relief Assoc	Elysian	02222	\$278,049	\$215,901	\$62,148	\$33,912	54.6%	\$16,898	27.2%	\$0	0.0%	\$9,923	16.0%	\$26,821	43.2%
Emily Firemen's Relief Assoc	Emily	02215	\$275,107	\$206,594	\$68,513	\$39,699	57.9%	\$22,875	33.4%	\$1,000	1.5%	\$6,323	9.2%	\$30,198	44.1%
Essig Baseball Club Inc	New Ulm	01614	\$391,173	\$312,525	\$78,648	\$36,476	46.4%	\$44,515	56.6%	\$0	0.0%	\$4,887	6.2%	\$49,402	62.8%
Evansville Firemens Relief Assoc	Evansville	02399	\$935,819	\$800,734	\$135,085	\$63,396	46.9%	\$53,300	39.5%	\$0	0.0%	\$23,715	17.6%	\$77,015	57.0%
Fairfax Baseball Assoc	Fairfax	02240	\$191,649	\$158,664	\$32,985	\$17,121	51.9%	\$11,622	35.2%	\$0	0.0%	\$3,589	10.9%	\$15,210	46.1%
Fairmont Fire Department Relief Assoc	Fairmont	03050	\$1,000,941	\$829,199	\$171,742	\$89,091	51.9%	\$51,561	30.0%	\$0	0.0%	\$30,359	17.7%	\$81,920	47.7%

FY2013 Lawful (Charitable) Gambling Report to Legislature - Alpha by Organization

Organization Name	City	License Number	Gross Receipts	Prizes	Net Receipts	ALLOWABLE EXPENSES				LAWFUL PURPOSE EXPENDITURES					
						TOTAL	%	Charitable	%	Other	%	Taxes/Fees	%	TOTAL	%
Fairmont Youth Hockey Assoc	Fairmont	01209	\$3,323,613	\$2,836,494	\$487,120	\$248,734	51.1%	\$79,665	16.4%	\$0	0.0%	\$129,457	26.6%	\$209,123	42.9%
Faribault Hockey Assoc	Faribault	03911	\$521,546	\$370,782	\$150,764	\$60,697	40.3%	\$73,758	48.9%	\$0	0.0%	\$17,540	11.6%	\$91,298	60.6%
Faribault Wrestling Club	Faribault	07193	\$124,898	\$95,745	\$29,153	\$13,381	45.9%	\$13,233	45.4%	\$0	0.0%	\$3,501	12.0%	\$16,734	57.4%
Farmington Firefighters Relief Assoc	Farmington	04609	\$629,266	\$530,657	\$98,609	\$54,324	55.1%	\$30,992	31.4%	\$0	0.0%	\$11,064	11.2%	\$42,056	42.6%
Fergus Falls Hockey Assoc	Fergus Falls	02107	\$394,927	\$275,064	\$119,863	\$54,228	45.2%	\$40,352	33.7%	\$0	0.0%	\$8,765	7.3%	\$49,117	41.0%
Fertile Firemen's Relief Association	Fertile	01871	\$1,084,786	\$947,110	\$137,676	\$71,328	51.8%	\$40,258	29.2%	\$0	0.0%	\$11,660	8.5%	\$51,918	37.7%
Fifty Lakes Fire Relief Assoc	Fifty Lakes	01732	\$479,420	\$387,657	\$91,763	\$42,234	46.0%	\$40,540	44.2%	\$0	0.0%	\$6,794	7.4%	\$47,334	51.6%
Finlayson & Giese Lions Club	Finlayson	02158	\$428,051	\$348,364	\$79,687	\$42,835	53.8%	\$29,660	37.2%	\$0	0.0%	\$5,717	7.2%	\$35,377	44.4%
Floodwood Business & Community Partnershij	Floodwood	35753	\$83,399	\$65,233	\$18,166	\$12,545	69.1%	\$4,662	25.7%	\$0	0.0%	\$1,066	5.9%	\$5,728	31.5%
Flyer Athletic Boosters	Little Falls	35880	\$348,925	\$278,761	\$70,164	\$36,538	52.1%	\$31,000	44.2%	\$0	0.0%	\$5,996	8.5%	\$36,996	52.7%
Forada Firemens Relief Association	Alexandria	01879	\$764,465	\$634,867	\$129,598	\$71,250	55.0%	\$37,729	29.1%	\$0	0.0%	\$14,716	11.4%	\$52,445	40.5%
Forest Lake Athletic Assoc	Forest Lake	04354	\$1,969,483	\$1,606,889	\$362,593	\$216,106	59.6%	\$59,641	16.4%	\$0	0.0%	\$98,718	27.2%	\$158,359	43.7%
Foreston Firemen's Relief Association	Foreston	00754	\$387,461	\$316,459	\$71,002	\$41,832	58.9%	\$23,398	33.0%	\$0	0.0%	\$5,580	7.9%	\$28,977	40.8%
Fountain Firefighters Relief Assoc	Fountain	03105	\$851,898	\$712,743	\$139,155	\$70,249	50.5%	\$64,251	46.2%	\$0	0.0%	\$17,003	12.2%	\$81,254	58.4%
Fourtown Grygla Sportsman Club	Thief River Falls	02435	\$22,798	\$11,542	\$11,255	\$5,053	44.9%	\$4,040	35.9%	\$0	0.0%	\$653	5.8%	\$4,693	41.7%
Fox Lake Conservation League	Sherburn	05344	\$1,942,025	\$1,612,786	\$329,239	\$143,688	43.6%	\$100,810	30.6%	\$0	0.0%	\$71,833	21.8%	\$172,643	52.4%
Foxtailers Snowmobile Club	St. Michael	04858	\$71,932	\$56,280	\$15,652	\$8,524	54.5%	\$4,765	30.4%	\$0	0.0%	\$1,866	11.9%	\$6,631	42.4%
Franklin Lions Club	Franklin	02804	\$71,723	\$57,384	\$14,339	\$11,523	80.4%	\$4,500	31.4%	\$0	0.0%	\$1,614	11.3%	\$6,114	42.6%
Fraternal Order of Police Minn Lodge 1	Inver Grove Heights	05453	\$1,434,204	\$1,181,053	\$253,151	\$149,147	58.9%	\$44,645	17.6%	\$0	0.0%	\$51,273	20.3%	\$95,918	37.9%
Frazee Lions Club	Frazee	01763	\$1,201,789	\$994,281	\$207,508	\$140,865	67.9%	\$29,209	14.1%	\$1,350	0.7%	\$32,566	15.7%	\$63,125	30.4%
Freeborn County Humane Society	Albert Lea	04538	\$246,168	\$198,950	\$47,218	\$25,938	54.9%	\$9,542	20.2%	\$0	0.0%	\$4,827	10.2%	\$14,370	30.4%
Freeport Lions Club	Freeport	01465	\$805,730	\$671,068	\$134,662	\$64,146	47.6%	\$55,662	41.3%	\$0	0.0%	\$11,906	8.8%	\$67,568	50.2%
Fridley Lions Club	Fridley	00306	\$5,362,341	\$4,384,854	\$977,487	\$362,398	37.1%	\$218,027	22.3%	\$0	0.0%	\$290,375	29.7%	\$508,402	52.0%
Frontenac Sportsman's Club	Frontenac	03000	\$367,571	\$290,004	\$77,567	\$39,935	51.5%	\$25,425	32.8%	\$0	0.0%	\$7,328	9.4%	\$32,753	42.2%
Garrison Commercial Club	Garrison	02666	\$1,177,965	\$916,066	\$261,899	\$126,053	48.1%	\$51,506	19.7%	\$22,513	8.6%	\$58,402	22.3%	\$132,421	50.6%
Garrison Vol Fire Dept Relief Assoc	Garrison	01962	\$336,714	\$269,052	\$67,662	\$35,963	53.2%	\$24,000	35.5%	\$0	0.0%	\$4,048	6.0%	\$28,048	41.5%
Gaylord Fire Dept Relief Assoc	Gaylord	02541	\$619,773	\$520,015	\$99,758	\$47,058	47.2%	\$25,603	25.7%	\$5,000	5.0%	\$8,967	9.0%	\$39,569	39.7%
Gaylord Game Protective League	Gaylord	32323	\$578,964	\$471,993	\$106,971	\$59,391	55.5%	\$33,499	31.3%	\$7,000	6.5%	\$7,375	6.9%	\$47,874	44.8%
Gibbon Lions Club	Gibbon	05807	\$183,599	\$140,500	\$43,099	\$29,725	69.0%	\$13,497	31.3%	\$0	0.0%	\$2,614	6.1%	\$16,111	37.4%
Gilbert Fire Department Relief Association	Gilbert	05549	\$260,666	\$230,956	\$29,710	\$19,802	66.6%	\$9,372	31.5%	\$0	0.0%	\$4,808	16.2%	\$14,180	47.7%
Glen Avon Hockey Club	Duluth	02883	\$395,158	\$313,590	\$81,568	\$68,115	83.5%	\$4,794	5.9%	\$0	0.0%	\$10,709	13.1%	\$15,503	19.0%
Glencoe Lions Club	Glencoe	02235	\$80,349	\$64,134	\$16,215	\$16,827	103.8%	\$400	2.5%	\$0	0.0%	\$1,281	7.9%	\$1,681	10.4%

FY2013 Lawful (Charitable) Gambling Report to Legislature - Alpha by Organization

Organization Name	City	License Number	Gross Receipts	Prizes	Net Receipts	ALLOWABLE EXPENSES		LAWFUL PURPOSE EXPENDITURES							
						TOTAL	%	Charitable	%	Other	%	Taxes/Fees	%	TOTAL	%
Glenwood Fire Dept Relief Assoc	Glenwood	01480	\$1,437,021	\$1,173,498	\$263,523	\$138,492	52.6%	\$51,600	19.6%	\$0	0.0%	\$52,106	19.8%	\$103,706	39.4%
Gnesen Volunteer Fire Department Relief Assn	Duluth	00662	\$560,761	\$469,857	\$90,904	\$72,472	79.7%	\$17,093	18.8%	\$0	0.0%	\$3,688	4.1%	\$20,781	22.9%
Gonvick 75th Diamond Jubilee	Gonvick	01302	\$277,028	\$196,180	\$80,848	\$31,206	38.6%	\$52,652	65.1%	\$0	0.0%	\$5,616	6.9%	\$58,268	72.1%
Gonvick Lions Club	Gonvick	02125	\$159,596	\$123,703	\$35,893	\$19,805	55.2%	\$15,050	41.9%	\$0	0.0%	\$2,282	6.4%	\$17,332	48.3%
Good Thunder Fire Dept Relief Assoc	Good Thunder	02149	\$559,037	\$466,158	\$92,879	\$47,499	51.1%	\$31,766	34.2%	\$0	0.0%	\$8,130	8.8%	\$39,896	43.0%
Goodhue Lions Club	Goodhue	25001	\$732,339	\$592,734	\$139,605	\$59,752	42.8%	\$60,144	43.1%	\$0	0.0%	\$18,071	12.9%	\$78,215	56.0%
Goodridge Area Development	Goodridge	00173	\$275,469	\$226,287	\$49,182	\$26,577	54.0%	\$11,615	23.6%	\$0	0.0%	\$4,070	8.3%	\$15,685	31.9%
Goodview Activity Group	Winona	01002	\$2,375,857	\$1,981,731	\$394,126	\$196,488	49.9%	\$70,892	18.0%	\$0	0.0%	\$100,804	25.6%	\$171,696	43.6%
Goodview Winona Area Hockey Association	Winona	02090	\$1,410,105	\$1,154,373	\$255,732	\$120,701	47.2%	\$88,762	34.7%	\$0	0.0%	\$51,710	20.2%	\$140,472	54.9%
Govenaires Drum and Bugle Corps	St. Peter	04870	\$1,005,656	\$791,589	\$214,067	\$107,731	50.3%	\$52,443	24.5%	\$12,340	5.8%	\$42,406	19.8%	\$107,189	50.1%
Grand Rapids Amateur Hockey Assoc	Grand Rapids	02682	\$2,381,114	\$1,937,450	\$443,665	\$218,675	49.3%	\$88,294	19.9%	\$0	0.0%	\$109,514	24.7%	\$197,808	44.6%
Grandy Lions Club	Grandy	02829	\$1,366,619	\$1,106,504	\$260,115	\$164,009	63.1%	\$50,712	19.5%	\$0	0.0%	\$50,531	19.4%	\$101,242	38.9%
Granite City Lumberjacks Inc.	Sauk Rapids	92564	\$621,352	\$503,207	\$118,145	\$42,825	36.2%	\$66,500	56.3%	\$0	0.0%	\$9,641	8.2%	\$76,141	64.4%
Green Isle Firemens Relief Assoc	Green Isle	02584	\$120,925	\$89,637	\$31,288	\$16,808	53.7%	\$5,675	18.1%	\$0	0.0%	\$2,082	6.7%	\$7,756	24.8%
Greenwald Community Recreation Club	Greenwald	00888	\$208,926	\$172,315	\$36,611	\$19,675	53.7%	\$23,373	63.8%	\$0	0.0%	\$2,370	6.5%	\$25,743	70.3%
Greenway Lions Club	Bovey	01504	\$706,839	\$574,129	\$132,710	\$80,503	60.7%	\$36,335	27.4%	\$0	0.0%	\$13,925	10.5%	\$50,260	37.9%
Grey Eagle-Burtrum Lions Club	Grey Eagle	01292	\$1,452,246	\$1,182,254	\$269,992	\$119,323	44.2%	\$73,563	27.2%	\$0	0.0%	\$60,153	22.3%	\$133,716	49.5%
Grygla Gatzke Jaycees	Grygla	00953	\$216,455	\$186,169	\$30,286	\$21,952	72.5%	\$2,570	8.5%	\$0	0.0%	\$3,137	10.4%	\$5,707	18.8%
Grygla Lions Club	Grygla	00782	\$150,121	\$127,609	\$22,512	\$15,301	68.0%	\$6,283	27.9%	\$0	0.0%	\$1,909	8.5%	\$8,192	36.4%
Hackensack Lions Club	Hackensack	01740	\$504,024	\$440,610	\$63,414	\$37,109	58.5%	\$16,660	26.3%	\$0	0.0%	\$3,647	5.8%	\$20,307	32.0%
Hackensack Vol Fire Department	Hackensack	02654	\$215,579	\$185,393	\$30,186	\$30,895	102.3%	\$3,000	9.9%	\$433	1.4%	\$1,333	4.4%	\$4,765	15.8%
Hadley Lions Club	Hadley	02492	\$39,668	\$33,537	\$6,131	\$5,195	84.7%	\$930	15.2%	\$0	0.0%	\$963	15.7%	\$1,893	30.9%
Halstad Firemens Benefit Assoc	Halstad	02609	\$517,549	\$426,327	\$91,222	\$43,962	48.2%	\$36,556	40.1%	\$0	0.0%	\$8,305	9.1%	\$44,861	49.2%
Ham Lake Chamber of Commerce	Ham Lake	02948	\$2,723,862	\$2,276,309	\$447,553	\$257,386	57.5%	\$90,810	20.3%	\$0	0.0%	\$109,126	24.4%	\$199,936	44.7%
Ham Lake Lions Club	Cedar	02618	\$671,415	\$560,146	\$111,269	\$53,143	47.8%	\$34,099	30.6%	\$0	0.0%	\$15,176	13.6%	\$49,275	44.3%
Hamburg Fire Dept Relief Assoc	Hamburg	02329	\$131,454	\$101,063	\$30,391	\$17,727	58.3%	\$10,949	36.0%	\$0	0.0%	\$3,207	10.6%	\$14,156	46.6%
Hamel Lions Club	Hamel	03851	\$889,727	\$728,528	\$161,199	\$105,337	65.3%	\$34,713	21.5%	\$0	0.0%	\$18,884	11.7%	\$53,598	33.2%
Hamel Vol Fire Relief Assoc	Hamel	01926	\$576,816	\$480,798	\$96,018	\$67,320	70.1%	\$31,900	33.2%	\$0	0.0%	\$7,513	7.8%	\$39,413	41.0%
Hancock Firemen's Relief Assoc	Hancock	05472	\$307,381	\$245,000	\$62,381	\$33,625	53.9%	\$18,000	28.9%	\$0	0.0%	\$6,064	9.7%	\$24,064	38.6%
Hanley Falls Firemens Relief Association	Hanley Falls	02791	\$95,493	\$70,574	\$24,919	\$17,491	70.2%	\$5,689	22.8%	\$0	0.0%	\$2,136	8.6%	\$7,825	31.4%
Hanover Athletic Assoc	Hanover	02415	\$5,778,408	\$4,895,647	\$882,761	\$379,289	43.0%	\$136,327	15.4%	\$57,715	6.5%	\$282,008	31.9%	\$476,050	53.9%
Hanover Lions Club	Hanover	00591	\$1,430,847	\$1,256,451	\$174,396	\$96,885	55.6%	\$30,624	17.6%	\$0	0.0%	\$27,731	15.9%	\$58,356	33.5%

FY2013 Lawful (Charitable) Gambling Report to Legislature - Alpha by Organization

Organization Name	City	License Number	Gross Receipts	Prizes	Net Receipts	ALLOWABLE EXPENSES		LAWFUL PURPOSE EXPENDITURES							
						TOTAL	%	Charitable	%	Other	%	Taxes/Fees	%	TOTAL	%
Hanska Baseball Assoc	Hanska	02461	\$200,861	\$154,633	\$46,228	\$21,422	46.3%	\$14,724	31.9%	\$2,000	4.3%	\$3,706	8.0%	\$20,430	44.2%
Harding Lastrup Snodusters Snowmobile Club	Hillman	02716	\$294,826	\$231,470	\$63,356	\$41,031	64.8%	\$17,250	27.2%	\$0	0.0%	\$3,252	5.1%	\$20,502	32.4%
Harding Sportsmen's Club	Pierz	02269	\$236,815	\$180,312	\$56,503	\$31,901	56.5%	\$16,832	29.8%	\$0	0.0%	\$2,662	4.7%	\$19,494	34.5%
Harmony Fire Relief Association	Harmony	04184	\$154,390	\$119,729	\$34,661	\$26,896	77.6%	\$5,192	15.0%	\$0	0.0%	\$6,727	19.4%	\$11,919	34.4%
Hartland Firemens Relief Assoc	Hartland	35378	\$259,245	\$216,836	\$42,409	\$20,673	48.7%	\$15,650	36.9%	\$0	0.0%	\$5,717	13.5%	\$21,367	50.4%
Hawley Firemens Relief Assoc	Hawley	02860	\$1,383,785	\$1,158,756	\$225,029	\$125,970	56.0%	\$32,380	14.4%	\$0	0.0%	\$45,744	20.3%	\$78,124	34.7%
Hayfield Commercial Club	Hayfield	02310	\$484,967	\$419,107	\$65,861	\$32,265	49.0%	\$24,550	37.3%	\$0	0.0%	\$5,134	7.8%	\$29,684	45.1%
Hayfield Fire Relief Assoc	Hayfield	02807	\$168,675	\$133,192	\$35,483	\$15,146	42.7%	\$7,204	20.3%	\$0	0.0%	\$7,925	22.3%	\$15,129	42.6%
Hayward Fire Department Relief Association	Albert Lea	02869	\$332,719	\$272,097	\$60,622	\$37,010	61.1%	\$13,754	22.7%	\$750	1.2%	\$4,499	7.4%	\$19,003	31.3%
Heartland Animal Rescue Team	Brainerd	04797	\$454,895	\$366,782	\$88,113	\$59,486	67.5%	\$23,793	27.0%	\$0	0.0%	\$4,513	5.1%	\$28,306	32.1%
Heartland Racing Pigeon Federation Inc	St. Paul	36695	\$961,688	\$776,220	\$185,468	\$118,662	64.0%	\$9,312	5.0%	\$0	0.0%	\$37,867	20.4%	\$47,179	25.4%
Heather Curling Club	Mapleton	04760	\$250,158	\$206,412	\$43,746	\$22,820	52.2%	\$16,948	38.7%	\$2,600	5.9%	\$3,015	6.9%	\$22,563	51.6%
Hector Volunteer Fire Dept	Hector	03169	\$195,892	\$152,731	\$43,162	\$22,208	51.5%	\$20,168	46.7%	\$0	0.0%	\$2,647	6.1%	\$22,815	52.9%
Henderson Fire Dept Relief Assoc	Henderson	02409	\$606,604	\$520,855	\$85,749	\$38,631	45.1%	\$40,002	46.7%	\$0	0.0%	\$7,583	8.8%	\$47,585	55.5%
Henderson Lions Club	Henderson	02647	\$73,473	\$56,032	\$17,441	\$8,248	47.3%	\$4,712	27.0%	\$0	0.0%	\$298	1.7%	\$5,011	28.7%
Heritage Community Center	Thief River Falls	00175	\$26,647	\$18,661	\$7,986	\$881	11.0%	\$5,530	69.3%	\$0	0.0%	\$1,626	20.4%	\$7,156	89.6%
Herman Development Corp	Herman	02977	\$141,512	\$117,947	\$23,565	\$17,816	75.6%	\$6,614	28.1%	\$0	0.0%	\$2,114	9.0%	\$8,728	37.0%
Hermantown Amateur Hockey Assoc	Hermantown	02165	\$1,644,863	\$1,348,893	\$295,970	\$141,080	47.7%	\$66,649	22.5%	\$0	0.0%	\$65,937	22.3%	\$132,586	44.8%
Hermantown Youth Soccer Assoc	Duluth	03182	\$1,098,271	\$937,820	\$160,451	\$91,669	57.1%	\$18,430	11.5%	\$0	0.0%	\$17,485	10.9%	\$35,916	22.4%
Hiawatha Sno-Seekers	Dover	04463	\$3,325,157	\$2,635,277	\$689,880	\$365,786	53.0%	\$66,892	9.7%	\$629	0.1%	\$198,402	28.8%	\$265,923	38.5%
Hill City Firemens Relief Assoc	Hill City	01157	\$794,040	\$687,277	\$106,763	\$50,434	47.2%	\$43,564	40.8%	\$0	0.0%	\$10,450	9.8%	\$54,014	50.6%
Hill City Lions Club	Hill City	04089	\$723,828	\$604,658	\$119,170	\$50,042	42.0%	\$45,297	38.0%	\$0	0.0%	\$8,988	7.5%	\$54,285	45.6%
Hill Murray Father's Club	Maplewood	04098	\$1,229,841	\$1,005,632	\$224,209	\$125,451	56.0%	\$66,392	29.6%	\$0	0.0%	\$41,961	18.7%	\$108,353	48.3%
Hill Murray Mothers Club	Maplewood	04435	\$2,033,993	\$1,696,174	\$337,819	\$186,272	55.1%	\$70,018	20.7%	\$0	0.0%	\$88,896	26.3%	\$158,914	47.0%
Hinckley Lions Club	Hinckley	01803	\$684,122	\$540,330	\$143,792	\$97,173	67.6%	\$37,119	25.8%	\$0	0.0%	\$13,972	9.7%	\$51,091	35.5%
Hinckley Pine City Flames Snowmobile Club	Ir Pine City	04385	\$1,125,843	\$892,266	\$233,577	\$137,995	59.1%	\$56,215	24.1%	\$2,000	0.9%	\$40,831	17.5%	\$99,046	42.4%
Hitterdal Lions Club	Hitterdal	02015	\$501,992	\$441,455	\$60,537	\$28,715	47.4%	\$25,344	41.9%	\$0	0.0%	\$4,405	7.3%	\$29,749	49.1%
Hoffman Lions Club	Hoffman	01636	\$493,992	\$411,810	\$82,182	\$39,416	48.0%	\$32,222	39.2%	\$0	0.0%	\$8,390	10.2%	\$40,612	49.4%
Hoffman Senior Citizen's Club	Hoffman	33884	\$57,961	\$40,760	\$17,201	\$4,494	26.1%	\$11,000	63.9%	\$0	0.0%	\$2,120	12.3%	\$13,120	76.3%
Holdingford Fire Dept Relief Assoc	Holdingford	02667	\$100,183	\$82,515	\$17,668	\$13,945	78.9%	\$14,853	84.1%	\$0	0.0%	-\$320	-1.8%	\$14,533	82.3%
Holdingford Sno Flyers	Holdingford	03012	\$365,258	\$300,706	\$64,552	\$39,404	61.0%	\$11,182	17.3%	\$3,840	5.9%	\$5,140	8.0%	\$20,162	31.2%
Holloway Rod and Gun Club	Holloway	00897	\$264,702	\$220,499	\$44,203	\$21,485	48.6%	\$19,995	45.2%	\$0	0.0%	\$939	2.1%	\$20,934	47.4%

FY2013 Lawful (Charitable) Gambling Report to Legislature - Alpha by Organization

Organization Name	City	License Number	Gross Receipts	Prizes	Net Receipts	ALLOWABLE EXPENSES		LAWFUL PURPOSE EXPENDITURES							
						TOTAL	%	Charitable	%	Other	%	Taxes/Fees	%	TOTAL	%
Holy Trinity Winsted	Winsted	01288	\$671,260	\$523,602	\$147,658	\$43,149	29.2%	\$86,571	58.6%	\$0	0.0%	\$13,697	9.3%	\$100,268	67.9%
Hopkins Area Jaycees	Hopkins	02298	\$4,522,366	\$3,919,634	\$602,732	\$347,577	57.7%	\$58,986	9.8%	\$1,000	0.2%	\$155,436	25.8%	\$215,422	35.7%
Hopkins Raspberry Assoc	Hopkins	02297	\$696,163	\$572,454	\$123,709	\$86,629	70.0%	\$25,175	20.4%	\$600	0.5%	\$11,350	9.2%	\$37,125	30.0%
Hopkins Youth Hockey Association	Hopkins	04157	\$3,672,811	\$3,109,492	\$563,319	\$278,154	49.4%	\$109,776	19.5%	\$0	0.0%	\$164,285	29.2%	\$274,061	48.7%
Houston Money Creek Snowriders Snowmobile	Houston	92320	\$437,206	\$362,654	\$74,552	\$29,171	39.1%	\$5,548	7.4%	\$32,428	43.5%	\$7,092	9.5%	\$45,068	60.5%
Hoyt Lakes Chamber of Commerce	Hoyt Lakes	04943	\$763,420	\$670,745	\$92,675	\$56,015	60.4%	\$18,490	20.0%	\$0	0.0%	\$10,686	11.5%	\$29,176	31.5%
Hrvatski Dom Assoc	South St. Paul	00146	\$1,092,240	\$918,509	\$173,731	\$116,582	67.1%	\$21,311	12.3%	\$7,365	4.2%	\$25,189	14.5%	\$53,865	31.0%
Huskers Athletic Boosters Club	Holdingsford	03961	\$392,016	\$312,971	\$79,045	\$39,132	49.5%	\$31,393	39.7%	\$0	0.0%	\$4,438	5.6%	\$35,831	45.3%
Ideal Community Service Organization	Pequot Lakes	01152	\$344,150	\$270,069	\$74,081	\$51,664	69.7%	\$36,800	49.7%	\$0	0.0%	\$1,477	2.0%	\$38,277	51.7%
Incarnation Church Minneapolis	Minneapolis	00639	\$3,690,310	\$3,040,712	\$649,598	\$437,116	67.3%	\$43,148	6.6%	\$0	0.0%	\$186,670	28.7%	\$229,819	35.4%
International Falls Recreation Hockey Assoc	International Falls	05298	\$241,251	\$188,763	\$52,488	\$33,609	64.0%	\$13,920	26.5%	\$0	0.0%	\$4,634	8.8%	\$18,554	35.3%
International Voyageurs Snowmobile Club	International Falls	05012	\$261,773	\$215,672	\$46,101	\$33,603	72.9%	\$0	0.0%	\$8,677	18.8%	\$5,280	11.5%	\$13,957	30.3%
Inver Grove Heights Soccer Assoc	Inver Grove Heights	30084	\$173,849	\$147,041	\$26,808	\$19,219	71.7%	\$10,500	39.2%	\$0	0.0%	\$1,067	4.0%	\$11,567	43.1%
Irving Community Association	Duluth	02305	\$8,475,373	\$7,033,129	\$1,442,245	\$705,103	48.9%	\$183,359	12.7%	\$0	0.0%	\$485,320	33.7%	\$668,678	46.4%
Isabella Community Council	Isabella	02612	\$303,538	\$249,752	\$53,786	\$37,699	70.1%	\$13,765	25.6%	\$0	0.0%	\$4,515	8.4%	\$18,280	34.0%
Isanti County Sportsmens Club	Cambridge	02581	\$1,812,955	\$1,501,413	\$311,543	\$183,472	58.9%	\$57,196	18.4%	\$0	0.0%	\$64,764	20.8%	\$121,959	39.1%
Isle Lions Club	Isle	01844	\$478,429	\$403,324	\$75,105	\$59,701	79.5%	\$21,576	28.7%	\$0	0.0%	\$2,661	3.5%	\$24,237	32.3%
Italian American Club Foundation	Minneapolis	00511	\$5,295,901	\$4,309,518	\$986,383	\$481,692	48.8%	\$221,108	22.4%	\$0	0.0%	\$297,509	30.2%	\$518,617	52.6%
Itasca Drift Skippers Snowmobile Club	Grand Rapids	05107	\$467,635	\$392,972	\$74,663	\$32,119	43.0%	\$46,550	62.3%	\$375	0.5%	\$5,531	7.4%	\$52,456	70.3%
Izaak Walton League Chapter 79	New Ulm	02352	\$120,563	\$95,404	\$25,159	\$8,553	34.0%	\$13,746	54.6%	\$0	0.0%	\$2,156	8.6%	\$15,902	63.2%
Janesville Area Golf Association Inc	Janesville	04477	\$56,750	\$46,426	\$10,324	\$12,628	122.3%	\$4,500	43.6%	\$0	0.0%	\$1,140	11.0%	\$5,640	54.6%
Jasper Lions Club	Jasper	01717	\$40,170	\$27,980	\$12,190	\$5,886	48.3%	\$5,067	41.6%	\$0	0.0%	\$915	7.5%	\$5,982	49.1%
Johnson Area Hockey Association	St. Paul	00756	\$600,489	\$454,541	\$145,948	\$94,886	65.0%	\$60,464	41.4%	\$0	0.0%	\$14,775	10.1%	\$75,239	51.6%
Jordan Fire Department Relief Assoc	Jordan	02662	\$785,099	\$652,799	\$132,300	\$86,676	65.5%	\$37,862	28.6%	\$0	0.0%	\$14,001	10.6%	\$51,863	39.2%
Kasota Fire Dept Relief Assoc	Kasota	02880	\$196,590	\$163,201	\$33,389	\$18,691	56.0%	\$7,676	23.0%	\$0	0.0%	\$3,188	9.5%	\$10,864	32.5%
Kay Sea Club	Austin	00787	\$387,874	\$311,261	\$76,613	\$54,869	71.6%	\$18,440	24.1%	\$0	0.0%	\$7,649	10.0%	\$26,089	34.1%
Keewatin Firemens Relief Assoc	Keewatin	02506	\$1,453,283	\$1,228,453	\$224,831	\$126,830	56.4%	\$46,165	20.5%	\$0	0.0%	\$41,885	18.6%	\$88,050	39.2%
Kellogg Fire Department Relief Assoc	Kellogg	03983	\$565,135	\$459,794	\$105,341	\$58,955	56.0%	\$36,671	34.8%	\$2,492	2.4%	\$9,314	8.8%	\$48,477	46.0%
Kensington Volunteer Firemens Relief Assoc	Kensington	02557	\$359,513	\$287,698	\$71,815	\$32,921	45.8%	\$31,651	44.1%	\$0	0.0%	\$5,722	8.0%	\$37,373	52.0%
Kenyon Snowdrifters	Kenyon	33481	\$338,622	\$276,072	\$62,550	\$48,829	78.1%	\$2,850	4.6%	\$10,500	16.8%	\$6,075	9.7%	\$19,425	31.1%
Kiester Firemans Relief Assoc	Kiester	05648	\$104,561	\$84,681	\$19,879	\$11,244	56.6%	\$6,756	34.0%	\$0	0.0%	\$1,593	8.0%	\$8,349	42.0%
Kimball Firemens Relief Assoc	Kimball	05835	\$582,674	\$474,014	\$108,660	\$47,980	44.2%	\$38,327	35.3%	\$750	0.7%	\$10,287	9.5%	\$49,364	45.4%

FY2013 Lawful (Charitable) Gambling Report to Legislature - Alpha by Organization

Organization Name	City	License Number	Gross Receipts	Prizes	Net Receipts	ALLOWABLE EXPENSES		LAWFUL PURPOSE EXPENDITURES							
						TOTAL	%	Charitable	%	Other	%	Taxes/Fees	%	TOTAL	%
Kingsland Athletic Booster Club	Spring Valley	04222	\$1,460,149	\$1,216,411	\$243,738	\$145,109	59.5%	\$47,201	19.4%	\$0	0.0%	\$48,910	20.1%	\$96,112	39.4%
Kinney Fire Relief Assoc	Kinney	03103	\$200,950	\$171,853	\$29,097	\$21,714	74.6%	\$12,610	43.3%	\$0	0.0%	\$2,658	9.1%	\$15,268	52.5%
Knights Fraternal Corporation of Bloomington	Bloomington	00085	\$946,740	\$764,473	\$182,268	\$123,769	67.9%	\$6,753	3.7%	\$32,649	17.9%	\$15,923	8.7%	\$55,325	30.4%
Knights of Columbus Council 1551 Montvideo	Montevideo	02514	\$265,770	\$212,222	\$53,548	\$31,365	58.6%	\$21,360	39.9%	\$0	0.0%	\$5,294	9.9%	\$26,654	49.8%
Knights of Columbus Council 1575 Fairmont	Fairmont	00683	\$141,854	\$83,109	\$58,745	\$4,844	8.2%	\$37,220	63.4%	\$11,569	19.7%	\$5,656	9.6%	\$54,445	92.7%
Knights of Columbus Council 1632 Stillwater	Stillwater	04684	\$255,496	\$201,386	\$54,110	\$25,311	46.8%	\$11,580	21.4%	\$0	0.0%	\$6,109	11.3%	\$17,689	32.7%
Knights of Columbus Council 4174 Albertville	Albertville	02923	\$2,348,268	\$1,974,784	\$373,484	\$164,692	44.1%	\$83,606	22.4%	\$0	0.0%	\$89,602	24.0%	\$173,208	46.4%
Knights of Columbus Council 4653 Delano	Delano	02266	\$1,364,172	\$1,113,738	\$250,435	\$146,973	58.7%	\$58,865	23.5%	\$299	0.1%	\$40,758	16.3%	\$99,922	39.9%
Knights of Columbus Council 4718 Alexandria	Alexandria	01362	\$143,695	\$83,519	\$60,176	\$22,510	37.4%	\$19,684	32.7%	\$7,231	12.0%	\$5,858	9.7%	\$32,772	54.5%
Knights of Columbus Council 6731 Granite Fal	Granite Falls	03434	\$221,181	\$180,729	\$40,452	\$26,672	65.9%	\$14,022	34.7%	\$0	0.0%	\$1,519	3.8%	\$15,540	38.4%
Knights of Columbus Council 8367 Lakeville	Lakeville	03744	\$327,680	\$273,678	\$54,002	\$35,323	65.4%	\$15,525	28.7%	\$0	0.0%	\$4,106	7.6%	\$19,631	36.4%
Knights of Columbus Council 889 Faribault	Faribault	01142	\$341,833	\$248,920	\$92,912	\$26,452	28.5%	\$16,095	17.3%	\$47,745	51.4%	\$11,735	12.6%	\$75,575	81.3%
Knights of Columbus Council 9140 Big Lake	Big Lake	04555	\$2,007,640	\$1,679,227	\$328,412	\$185,796	56.6%	\$34,284	10.4%	\$0	0.0%	\$79,546	24.2%	\$113,830	34.7%
Knights of Columbus Council 945 Owatonna	Owatonna	01090	\$598,120	\$478,142	\$119,979	\$94,581	78.8%	\$17,531	14.6%	\$13,205	11.0%	\$6,414	5.3%	\$37,150	31.0%
La Salle Volunteer Firefighters Relief Assoc	La Salle	03759	\$316,494	\$273,902	\$42,592	\$26,591	62.4%	\$12,377	29.1%	\$0	0.0%	\$3,690	8.7%	\$16,067	37.7%
Lac Qui Parle Lake Association	Montevideo	02914	\$810,019	\$625,295	\$184,724	\$115,469	62.5%	\$48,221	26.1%	\$0	0.0%	\$18,496	10.0%	\$66,717	36.1%
Lafayette & Area Lions Club	Lafayette	02549	\$355,025	\$278,953	\$76,072	\$32,788	43.1%	\$44,997	59.2%	\$2,717	3.6%	\$3,565	4.7%	\$51,280	67.4%
Lake City Chamber Of Commerce	Lake City	01182	\$57,713	\$45,886	\$11,827	\$7,394	62.5%	\$4,050	34.2%	\$0	0.0%	\$991	8.4%	\$5,041	42.6%
Lake Crystal Fire Dept Relief Assoc	Lake Crystal	02606	\$725,166	\$600,752	\$124,414	\$59,553	47.9%	\$49,751	40.0%	\$0	0.0%	\$13,507	10.9%	\$63,258	50.8%
Lake Elmo Jaycees	Lake Elmo	02225	\$2,006,146	\$1,713,505	\$292,641	\$107,959	36.9%	\$47,978	16.4%	\$5,000	1.7%	\$76,275	26.1%	\$129,253	44.2%
Lake Henry Lions Club	Belgrade	04918	\$150,322	\$123,773	\$26,549	\$14,872	56.0%	\$19,094	71.9%	\$0	0.0%	\$2,456	9.3%	\$21,550	81.2%
Lake Lillian Civic & Commerce Assoc	Lake Lillian	02920	\$103,176	\$79,324	\$23,852	\$11,682	49.0%	\$5,398	22.6%	\$0	0.0%	\$2,449	10.3%	\$7,847	32.9%
Lake of the Woods Drifters Snowmobile Club	Baudette	31160	\$602,546	\$495,419	\$107,127	\$55,528	51.8%	\$24,947	23.3%	\$0	0.0%	\$7,475	7.0%	\$32,422	30.3%
Lake Park Fire Relief Association	Lake Park	00702	\$402,720	\$345,433	\$57,287	\$58,419	102.0%	\$12,650	22.1%	\$0	0.0%	\$4,810	8.4%	\$17,460	30.5%
Lake Region Hockey Association	New Brighton	01837	\$3,261,158	\$2,706,376	\$554,782	\$371,156	66.9%	\$30,173	5.4%	\$0	0.0%	\$154,149	27.8%	\$184,323	33.2%
Lake Sullivan Assoc	Hillman	03118	\$478,712	\$384,227	\$94,485	\$71,567	75.7%	\$24,500	25.9%	\$0	0.0%	\$5,251	5.6%	\$29,751	31.5%
Lake Superior Steelhead Assoc	Duluth	01859	\$1,692,176	\$1,419,357	\$272,819	\$161,906	59.3%	\$27,587	10.1%	\$0	0.0%	\$57,246	21.0%	\$84,833	31.1%
Lake Washington Improvement Association	Mankato	03528	\$1,171,910	\$958,387	\$213,523	\$103,379	48.4%	\$64,759	30.3%	\$0	0.0%	\$41,254	19.3%	\$106,013	49.6%
Lakes Area Senior Activity Center	Brainerd	01066	\$29,549	\$20,810	\$8,739	\$2,063	23.6%	\$5,946	68.0%	\$0	0.0%	\$1,634	18.7%	\$7,580	86.7%
Lakeview Booster Club, Inc	Cottonwood	35466	\$100,376	\$79,060	\$21,316	\$7,598	35.6%	\$6,280	29.5%	\$0	0.0%	\$2,065	9.7%	\$8,345	39.2%
Lakeville Hockey Association	Lakeville	02059	\$2,890,424	\$2,277,297	\$613,127	\$358,144	58.4%	\$142,750	23.3%	\$0	0.0%	\$154,398	25.2%	\$297,148	48.5%
Lakeville Lions Club	Lakeville	01947	\$1,166,700	\$934,233	\$232,467	\$128,242	55.2%	\$28,493	12.3%	\$0	0.0%	\$50,566	21.8%	\$79,060	34.0%

FY2013 Lawful (Charitable) Gambling Report to Legislature - Alpha by Organization

Organization Name	City	License Number	Gross Receipts	Prizes	Net Receipts	ALLOWABLE EXPENSES		LAWFUL PURPOSE EXPENDITURES							
						TOTAL	%	Charitable	%	Other	%	Taxes/Fees	%	TOTAL	%
Lamberton Lions Club	Lamberton	05073	\$218,464	\$174,013	\$44,451	\$25,455	57.3%	\$14,571	32.8%	\$0	0.0%	\$3,947	8.9%	\$18,518	41.7%
Lancer Youth Hockey Assoc	La Crescent	03796	\$436,419	\$343,240	\$93,179	\$38,329	41.1%	\$42,967	46.1%	\$0	0.0%	\$8,484	9.1%	\$51,451	55.2%
Lanesboro Fire Relief Assn	Lanesboro	03119	\$728,793	\$587,248	\$141,545	\$65,615	46.4%	\$73,123	51.7%	\$0	0.0%	\$17,229	12.2%	\$90,352	63.8%
Le Center Fire Relief Association	Le Center	02551	\$599,777	\$489,360	\$110,417	\$48,705	44.1%	\$53,853	48.8%	\$0	0.0%	\$8,788	8.0%	\$62,641	56.7%
Le Roy Community Foundation	LeRoy	35638	\$203,329	\$161,510	\$41,819	\$23,286	55.7%	\$17,291	41.3%	\$0	0.0%	\$3,790	9.1%	\$21,081	50.4%
Leaf Valley Game and Fish Conservation Club	Miltona	02355	\$2,163,661	\$1,869,869	\$293,791	\$111,263	37.9%	\$73,727	25.1%	\$0	0.0%	\$67,932	23.1%	\$141,658	48.2%
Leavenworth Baseball Assoc	Sleepy Eye	02685	\$341,746	\$265,359	\$76,388	\$37,741	49.4%	\$24,673	32.3%	\$376	0.5%	\$7,261	9.5%	\$32,311	42.3%
Leech Lake Area Amateur Hockey Association	Walker	30852	\$465,709	\$356,236	\$109,473	\$62,242	56.9%	\$63,500	58.0%	\$0	0.0%	\$8,941	8.2%	\$72,441	66.2%
Lester Prairie Lions Club	Lester Prairie	02982	\$201,517	\$159,727	\$41,790	\$18,702	44.8%	\$21,999	52.6%	\$0	0.0%	\$1,664	4.0%	\$23,663	56.6%
Lewiston Volunteer Fire Co	Lewiston	03750	\$722,196	\$579,433	\$142,763	\$82,627	57.9%	\$37,748	26.4%	\$0	0.0%	\$13,662	9.6%	\$51,410	36.0%
Lexington Fire Relief	Lexington	00007	\$1,002,285	\$817,535	\$184,750	\$110,628	59.9%	\$50,914	27.6%	\$0	0.0%	\$24,919	13.5%	\$75,833	41.0%
Lincoln Area Business Assoc	Cushing	01074	\$578,271	\$457,488	\$120,783	\$69,921	57.9%	\$26,941	22.3%	\$0	0.0%	\$10,172	8.4%	\$37,113	30.7%
Lindstrom Fire Dept Relief Assoc	Lindstrom	01950	\$1,335,852	\$1,167,133	\$168,719	\$75,877	45.0%	\$49,975	29.6%	\$0	0.0%	\$23,712	14.1%	\$73,687	43.7%
Lions Club of Forest Lake	Forest Lake	02190	\$282,720	\$224,475	\$58,245	\$27,576	47.3%	\$24,038	41.3%	\$0	0.0%	\$4,063	7.0%	\$28,101	48.2%
Lions Club of Waconia	Waconia	32393	\$692,444	\$538,611	\$153,833	\$51,202	33.3%	\$64,906	42.2%	\$0	0.0%	\$20,597	13.4%	\$85,503	55.6%
Lions International Gateway Lions Club	Park Rapids	02086	\$692,628	\$588,201	\$104,427	\$75,761	72.5%	\$26,197	25.1%	\$0	0.0%	\$9,058	8.7%	\$35,255	33.8%
Little Canada Canadian Days	Little Canada	04219	\$609,632	\$486,061	\$123,571	\$81,026	65.6%	\$26,894	21.8%	\$0	0.0%	\$11,065	9.0%	\$37,959	30.7%
Little Canada Fire Department	Little Canada	00864	\$2,238,825	\$1,828,812	\$410,012	\$204,462	49.9%	\$100,428	24.5%	\$0	0.0%	\$99,939	24.4%	\$200,367	48.9%
Little Canada Recreation Association	Little Canada	34510	\$3,009,111	\$2,359,904	\$649,207	\$568,179	87.5%	\$14,535	2.2%	\$0	0.0%	\$72,885	11.2%	\$87,419	13.5%
Little Falls Lindbergh Lions Club	Little Falls	03031	\$1,274,446	\$1,062,063	\$212,383	\$130,209	61.3%	\$42,934	20.2%	\$0	0.0%	\$26,328	12.4%	\$69,262	32.6%
Little Falls Lions Club	Little Falls	02565	\$757,868	\$609,435	\$148,433	\$81,405	54.8%	\$55,250	37.2%	\$0	0.0%	\$10,783	7.3%	\$66,033	44.5%
Little Falls Youth Hockey	Little Falls	02347	\$492,862	\$343,374	\$149,488	\$53,780	36.0%	\$82,699	55.3%	\$0	0.0%	\$11,492	7.7%	\$94,191	63.0%
Long Lake Homeowners Assn Inc	Hillman	05442	\$257,980	\$214,077	\$43,903	\$31,825	72.5%	\$10,500	23.9%	\$0	0.0%	\$2,888	6.6%	\$13,388	30.5%
Long Prairie Hockey Assoc	Long Prairie	02079	\$739,594	\$613,612	\$125,982	\$77,470	61.5%	\$29,852	23.7%	\$0	0.0%	\$7,735	6.1%	\$37,587	29.8%
Long Prairie Lions Club	Long Prairie	04429	\$362,113	\$288,040	\$74,073	\$40,453	54.6%	\$22,955	31.0%	\$750	1.0%	\$3,182	4.3%	\$26,887	36.3%
Longville Lakes Area Chamber of Commerce	Longville	01185	\$1,055,112	\$862,512	\$192,600	\$108,770	56.5%	\$47,330	24.6%	\$5,250	2.7%	\$25,605	13.3%	\$78,185	40.6%
Lonsdale Firemen's Relief Association	Lonsdale	02136	\$311,882	\$241,494	\$70,388	\$29,991	42.6%	\$42,300	60.1%	\$0	0.0%	\$7,153	10.2%	\$49,453	70.3%
Loretto Fire Dept Relief Assoc	Loretto	02179	\$499,173	\$418,905	\$80,268	\$51,374	64.0%	\$26,000	32.4%	\$0	0.0%	\$4,327	5.4%	\$30,327	37.8%
Loretto Lions Club	Loretto	02054	\$1,755,358	\$1,475,856	\$279,503	\$114,361	40.9%	\$95,226	34.1%	\$0	0.0%	\$56,702	20.3%	\$151,928	54.4%
Lowry Fire Mens Relief Assoc	Lowry	03760	\$960,618	\$792,049	\$168,570	\$60,994	36.2%	\$73,956	43.9%	\$0	0.0%	\$25,231	15.0%	\$99,187	58.8%
Mabel Fire Relief Assoc	Mabel	05195	\$552,354	\$445,379	\$106,975	\$45,227	42.3%	\$51,800	48.4%	\$0	0.0%	\$9,770	9.1%	\$61,570	57.6%
Mankato Area Hockey Association	Mankato	02759	\$1,689,007	\$1,320,725	\$368,282	\$188,088	51.1%	\$75,900	20.6%	\$0	0.0%	\$78,431	21.3%	\$154,331	41.9%

FY2013 Lawful (Charitable) Gambling Report to Legislature - Alpha by Organization

Organization Name	City	License Number	Gross Receipts	Prizes	Net Receipts	ALLOWABLE EXPENSES				LAWFUL PURPOSE EXPENDITURES					
						TOTAL	%	Charitable	%	Other	%	Taxes/Fees	%	TOTAL	%
Mankato Area Youth Baseball Assn	North Mankato	31040	\$1,320,536	\$1,072,953	\$247,584	\$132,930	53.7%	\$69,953	28.3%	\$0	0.0%	\$57,950	23.4%	\$127,903	51.7%
Mankato Sertoma Club	Mankato	03311	\$379,542	\$313,188	\$66,354	\$38,572	58.1%	\$18,825	28.4%	\$0	0.0%	\$7,664	11.6%	\$26,489	39.9%
Mantorville Restoration Assoc	Mantorville	01982	\$846,426	\$670,894	\$175,533	\$95,989	54.7%	\$47,100	26.8%	\$0	0.0%	\$30,261	17.2%	\$77,361	44.1%
Maple Grove Fire Fighters Relief Assoc	Maple Grove	02363	\$2,275,571	\$1,947,214	\$328,357	\$159,504	48.6%	\$52,525	16.0%	\$0	0.0%	\$79,300	24.2%	\$131,825	40.1%
Maple Grove Lions Club	Maple Grove	02411	\$5,101,045	\$4,362,540	\$738,505	\$273,484	37.0%	\$139,299	18.9%	\$750	0.1%	\$232,026	31.4%	\$372,075	50.4%
Maple Island Park Association	Hollandale	05323	\$365,016	\$276,047	\$88,969	\$50,084	56.3%	\$28,699	32.3%	\$0	0.0%	\$7,109	8.0%	\$35,808	40.2%
Maple Lake Lions Club	Maple Lake	02284	\$1,253,576	\$1,002,542	\$251,035	\$132,081	52.6%	\$71,002	28.3%	\$630	0.3%	\$41,943	16.7%	\$113,575	45.2%
Mapleton Area Chamber of Commerce	Mapleton	00603	\$311,297	\$255,151	\$56,146	\$39,802	70.9%	\$10,637	18.9%	\$0	0.0%	\$3,861	6.9%	\$14,498	25.8%
Marshall Amateur Hockey Assoc	Marshall	02395	\$68,100	\$48,629	\$19,471	\$4,232	21.7%	\$0	0.0%	\$0	0.0%	\$2,336	12.0%	\$2,336	12.0%
Marshall Baseball Assoc	Marshall	05765	\$31,156	\$21,975	\$9,181	\$8,959	97.6%	\$4,500	49.0%	\$0	0.0%	-\$1,539	-16.8%	\$2,961	32.3%
Marshall Co Central Sports Booster Club Inc	Newfolden	03533	\$233,870	\$199,633	\$34,237	\$24,492	71.5%	\$9,708	28.4%	\$0	0.0%	\$3,136	9.2%	\$12,844	37.5%
Marshall County Driftskippers Snowmobile Clu	Newfolden	05370	\$212,012	\$162,290	\$49,722	\$20,012	40.2%	\$25,250	50.8%	\$0	0.0%	\$3,281	6.6%	\$28,531	57.4%
Mayer Baseball Club	Mayer	01772	\$605,537	\$489,798	\$115,739	\$74,794	64.6%	\$40,738	35.2%	\$0	0.0%	\$9,467	8.2%	\$50,205	43.4%
Maynard Lions Club	Maynard	02414	\$261,908	\$220,040	\$41,868	\$16,602	39.7%	\$21,575	51.5%	\$0	0.0%	\$4,051	9.7%	\$25,626	61.2%
Mazeppa Firefighters Relief Assoc	Mazeppa	03057	\$253,683	\$182,742	\$70,941	\$34,677	48.9%	\$25,520	36.0%	\$0	0.0%	\$6,385	9.0%	\$31,905	45.0%
Mazeppa Jaycees	Mazeppa	02457	\$147,166	\$116,649	\$30,517	\$14,791	48.5%	\$17,285	56.6%	\$0	0.0%	\$2,055	6.7%	\$19,340	63.4%
Mazeppa Lions Club	Mazeppa	01978	\$212,842	\$161,684	\$51,158	\$26,986	52.8%	\$15,050	29.4%	\$0	0.0%	\$5,059	9.9%	\$20,108	39.3%
McGrath Fire Dept Relief Assoc	McGrath	02545	\$225,899	\$180,673	\$45,226	\$29,509	65.2%	\$14,096	31.2%	\$0	0.0%	\$2,950	6.5%	\$17,046	37.7%
McGregor Fire Department Relief Assoc	McGregor	02840	\$865,784	\$741,967	\$123,817	\$49,303	39.8%	\$39,175	31.6%	\$0	0.0%	\$12,360	10.0%	\$51,535	41.6%
McGregor Lions Club	McGregor	01826	\$1,196,664	\$993,441	\$203,222	\$108,400	53.3%	\$55,845	27.5%	\$0	0.0%	\$33,722	16.6%	\$89,567	44.1%
McIntosh Firemen's Relief Association	McIntosh	33348	\$605,579	\$514,880	\$90,699	\$49,822	54.9%	\$35,720	39.4%	\$0	0.0%	\$7,589	8.4%	\$43,309	47.8%
Medford Firemens Relief Assoc	Medford	01665	\$339,089	\$274,275	\$64,814	\$22,368	34.5%	\$39,783	61.4%	\$0	0.0%	\$6,104	9.4%	\$45,887	70.8%
Meire Grove Athletic Club	Melrose	02052	\$86,431	\$66,484	\$19,947	\$11,334	56.8%	\$6,599	33.1%	\$0	0.0%	\$1,473	7.4%	\$8,072	40.5%
Meisville Lions Club	Vermillion	01762	\$408,211	\$312,999	\$95,212	\$45,789	48.1%	\$40,395	42.4%	\$0	0.0%	\$6,441	6.8%	\$46,836	49.2%
Melrose Lions Club	Melrose	02396	\$401,488	\$336,060	\$65,428	\$31,646	48.4%	\$25,834	39.5%	\$0	0.0%	\$5,493	8.4%	\$31,327	47.9%
Mentor Firefighters Relief Assoc	Mentor	05817	\$1,239,518	\$1,009,446	\$230,071	\$112,960	49.1%	\$75,694	32.9%	\$0	0.0%	\$39,298	17.1%	\$114,992	50.0%
Merrick Inc	Vadnais Heights	00264	\$9,459,634	\$7,907,704	\$1,551,930	\$883,548	56.9%	\$225,157	14.5%	\$0	0.0%	\$457,066	29.5%	\$682,223	44.0%
Merrifield Marathons Inc	Merrifield	04720	\$414,223	\$319,519	\$94,704	\$60,004	63.4%	\$10,825	11.4%	\$4,030	4.3%	\$5,186	5.5%	\$20,041	21.2%
Middle River Sportsmens Club	Middle River	35825	\$319,826	\$265,922	\$53,904	\$32,396	60.1%	\$20,140	37.4%	\$0	0.0%	\$3,977	7.4%	\$24,117	44.7%
Midway Speedskating Club Inc	Roseville	00070	\$3,282,569	\$2,415,827	\$866,742	\$435,716	50.3%	\$292,017	33.7%	\$21,205	2.4%	\$119,236	13.8%	\$432,457	49.9%
Milaca Firefighters Relief Assoc	Milaca	02413	\$972,898	\$823,666	\$149,232	\$85,031	57.0%	\$43,500	29.1%	\$0	0.0%	\$23,533	15.8%	\$67,033	44.9%
Milan Firemen's Relief Association	Milan	92889	\$76,905	\$57,322	\$19,583	\$6,995	35.7%	\$5,500	28.1%	\$0	0.0%	\$2,235	11.4%	\$7,735	39.5%

FY2013 Lawful (Charitable) Gambling Report to Legislature - Alpha by Organization

Organization Name	City	License Number	Gross Receipts	Prizes	Net Receipts	ALLOWABLE EXPENSES		LAWFUL PURPOSE EXPENDITURES							
						TOTAL	%	Charitable	%	Other	%	Taxes/Fees	%	TOTAL	%
Military Service Association	Isle	34291	\$1,142,077	\$936,069	\$206,008	\$97,499	47.3%	\$3,836	1.9%	\$60,298	29.3%	\$37,554	18.2%	\$101,688	49.4%
Mille Lacs Drift Skippers Snowmobile Club	Isle	04206	\$1,403,020	\$1,175,332	\$227,688	\$102,751	45.1%	\$46,404	20.4%	\$0	0.0%	\$39,146	17.2%	\$85,550	37.6%
Mille Lacs Raiders Wrestling Club	Onamia	31880	\$211,976	\$163,520	\$48,456	\$30,900	63.8%	\$18,426	38.0%	\$0	0.0%	\$5,308	11.0%	\$23,735	49.0%
Mille Lacs Trails Snowmobile Club	Aitkin	05241	\$2,752,229	\$2,268,835	\$483,394	\$314,402	65.0%	\$43,896	9.1%	\$0	0.0%	\$117,233	24.3%	\$161,129	33.3%
Millerville Firemens Relief Assoc	Brandon	02374	\$829,141	\$687,527	\$141,614	\$82,761	58.4%	\$48,325	34.1%	\$0	0.0%	\$12,684	9.0%	\$61,009	43.1%
Millville Sportsman's Club	Millville	05379	\$127,167	\$102,776	\$24,391	\$14,091	57.8%	\$5,645	23.1%	\$0	0.0%	\$729	3.0%	\$6,374	26.1%
Miltona Lions Club	Parkers Prairie	03743	\$1,212,107	\$1,077,089	\$135,018	\$55,736	41.3%	\$46,950	34.8%	\$294	0.2%	\$12,569	9.3%	\$59,813	44.3%
Miltona Volunteer Firemen's Relief Assoc	Miltona	01849	\$1,148,336	\$1,001,403	\$146,933	\$63,526	43.2%	\$65,818	44.8%	\$0	0.0%	\$16,767	11.4%	\$82,585	56.2%
Minn Brass St. Paul	St. Paul	00444	\$363,084	\$285,928	\$77,156	\$38,421	49.8%	\$37,746	48.9%	\$0	0.0%	\$7,610	9.9%	\$45,356	58.8%
Minn Licensed Beverage Assoc Childrens Fun	St. Paul	04067	\$4,226,406	\$3,490,171	\$736,235	\$513,385	69.7%	\$12,517	1.7%	\$0	0.0%	\$242,457	32.9%	\$254,973	34.6%
Minneapolis Northeast Lions Club	Minneapolis	02677	\$4,895,166	\$3,998,471	\$896,695	\$508,098	56.7%	\$86,424	9.6%	\$6,500	0.7%	\$266,581	29.7%	\$359,504	40.1%
Minneapolis Riverview Lions Club	Minneapolis	01096	\$2,059,601	\$1,602,773	\$456,828	\$288,737	63.2%	\$35,732	7.8%	\$0	0.0%	\$126,300	27.6%	\$162,032	35.5%
Minnesota Fishing Museum	Little Falls	05844	\$4,136,332	\$3,465,157	\$671,175	\$317,528	47.3%	\$123,513	18.4%	\$0	0.0%	\$189,556	28.2%	\$313,068	46.6%
Minnesota Flyers Gymnastics	Detroit Lakes	05663	\$1,043,488	\$837,134	\$206,355	\$129,938	63.0%	\$48,671	23.6%	\$0	0.0%	\$30,712	14.9%	\$79,383	38.5%
Minnesota Jaycees Charitable Foundation	Burnsville	02237	\$635,282	\$519,733	\$115,549	\$80,462	69.6%	\$27,500	23.8%	\$0	0.0%	\$9,647	8.3%	\$37,147	32.1%
Minnesota Lake Firemens Relief Assoc	Minnesota Lake	02195	\$481,591	\$406,478	\$75,113	\$39,043	52.0%	\$24,870	33.1%	\$0	0.0%	\$6,479	8.6%	\$31,349	41.7%
Minnesota USA Wrestling	Minneapolis	03074	\$2,186,675	\$1,706,609	\$480,066	\$229,516	47.8%	\$147,588	30.7%	\$0	0.0%	\$135,143	28.2%	\$282,731	58.9%
Minnesota Youth Athletic Services	Spring Lake Park	04819	\$5,657,671	\$4,617,160	\$1,040,511	\$428,075	41.1%	\$292,544	28.1%	\$0	0.0%	\$313,118	30.1%	\$605,662	58.2%
Minnetonka Youth Hockey Association	Minnetonka	05103	\$711,141	\$572,859	\$138,282	\$60,993	44.1%	\$41,970	30.4%	\$0	0.0%	\$17,833	12.9%	\$59,803	43.2%
Minnewawa Sportsmens Club	McGregor	01160	\$921,012	\$758,679	\$162,333	\$81,152	50.0%	\$33,365	20.6%	\$11,003	6.8%	\$16,828	10.4%	\$61,196	37.7%
MOC Pup Tent 51 Bloomington	Bloomington	00555	\$2,044,978	\$1,487,761	\$557,217	\$446,438	80.1%	\$72,314	13.0%	\$0	0.0%	\$60,338	10.8%	\$132,652	23.8%
Mohawk Jaycees of Westonka	Mound	02886	\$1,662,046	\$1,333,206	\$328,840	\$207,940	63.2%	\$40,364	12.3%	\$0	0.0%	\$73,838	22.5%	\$114,201	34.7%
Montevideo Fire Department Relief Assoc	Montevideo	02965	\$349,699	\$269,412	\$80,287	\$36,337	45.3%	\$47,000	58.5%	\$0	0.0%	-\$1,311	-1.6%	\$45,689	56.9%
Montevideo Lions Club	Montevideo	04018	\$181,817	\$145,430	\$36,388	\$19,406	53.3%	\$17,655	48.5%	\$0	0.0%	\$1,686	4.6%	\$19,341	53.2%
Montgomery Area Community Club	Montgomery	02405	\$399,521	\$320,193	\$79,328	\$28,497	35.9%	\$11,271	14.2%	\$0	0.0%	\$8,030	10.1%	\$19,301	24.3%
Montgomery Firemen's Relief Association	Montgomery	02152	\$241,604	\$189,062	\$52,542	\$24,451	46.5%	\$19,250	36.6%	\$0	0.0%	\$4,609	8.8%	\$23,859	45.4%
Montgomery Sportsman Club Inc	Le Sueur	02438	\$196,629	\$152,071	\$44,558	\$26,003	58.4%	\$21,290	47.8%	\$0	0.0%	\$4,537	10.2%	\$25,827	58.0%
Monticello Lions Club	Monticello	01825	\$2,652,908	\$2,228,147	\$424,761	\$237,892	56.0%	\$79,199	18.6%	\$0	0.0%	\$101,518	23.9%	\$180,717	42.5%
Monticello Youth Hockey Program	Monticello	04147	\$5,125,503	\$4,185,514	\$939,989	\$546,330	58.1%	\$107,582	11.4%	\$0	0.0%	\$265,917	28.3%	\$373,499	39.7%
Montrose Lions Club	Montrose	01174	\$476,905	\$379,300	\$97,605	\$46,223	47.4%	\$39,572	40.5%	\$2,000	2.0%	\$7,380	7.6%	\$48,952	50.2%
Moorhead Youth Hockey Assoc	Moorhead	00144	\$6,228,475	\$5,057,139	\$1,171,336	\$537,569	45.9%	\$276,134	23.6%	\$0	0.0%	\$317,830	27.1%	\$593,964	50.7%
Moose Lake Area Hockey Association Inc	Moose Lake	02071	\$473,771	\$386,227	\$87,544	\$40,122	45.8%	\$31,000	35.4%	\$0	0.0%	\$6,770	7.7%	\$37,770	43.1%

FY2013 Lawful (Charitable) Gambling Report to Legislature - Alpha by Organization

Organization Name	City	License Number	Gross Receipts	Prizes	Net Receipts	ALLOWABLE EXPENSES		LAWFUL PURPOSE EXPENDITURES							
						TOTAL	%	Charitable	%	Other	%	Taxes/Fees	%	TOTAL	%
Moose Lodge 1060 Aitkin	Aitkin	00693	\$162,938	\$123,401	\$39,537	\$16,560	41.9%	\$3,177	8.0%	\$12,681	32.1%	\$2,054	5.2%	\$17,912	45.3%
Moose Lodge 1114 St. Charles	St. Charles	00373	\$117,414	\$85,734	\$31,680	\$12,114	38.2%	\$7,496	23.7%	\$1,560	4.9%	\$2,431	7.7%	\$11,487	36.3%
Moose Lodge 1180 Austin	Austin	00362	\$391,990	\$315,001	\$76,989	\$46,624	60.6%	\$1,736	2.3%	\$30,254	39.3%	\$6,801	8.8%	\$38,791	50.4%
Moose Lodge 1259 International Falls	International Falls	01098	\$137,251	\$106,504	\$30,748	\$21,523	70.0%	\$6,358	20.7%	\$1,527	5.0%	\$3,088	10.0%	\$10,974	35.7%
Moose Lodge 1274 Cloquet	Cloquet	00955	\$199,473	\$148,834	\$50,639	\$27,358	54.0%	\$2,522	5.0%	\$11,838	23.4%	\$4,223	8.3%	\$18,583	36.7%
Moose Lodge 1302 Proctor	Proctor	00346	\$231,902	\$194,738	\$37,165	\$19,172	51.6%	\$268	0.7%	\$13,806	37.1%	\$3,728	10.0%	\$17,802	47.9%
Moose Lodge 1400 Waite Park	Waite Park	00163	\$750,595	\$609,894	\$140,700	\$59,882	42.6%	\$15,183	10.8%	\$51,212	36.4%	\$14,285	10.2%	\$80,680	57.3%
Moose Lodge 1414 Mankato	Mankato	00214	\$211,161	\$165,588	\$45,573	\$29,549	64.8%	\$2,444	5.4%	\$10,352	22.7%	\$4,850	10.6%	\$17,646	38.7%
Moose Lodge 1463 Two Harbors	Two Harbors	00367	\$415,849	\$342,315	\$73,534	\$41,060	55.8%	\$8,701	11.8%	\$28,038	38.1%	\$5,812	7.9%	\$42,551	57.9%
Moose Lodge 1544 Braham	Braham	01750	\$124,500	\$103,307	\$21,193	\$11,938	56.3%	\$2,650	12.5%	\$9,025	42.6%	\$1,713	8.1%	\$13,388	63.2%
Moose Lodge 1703 Albert Lea	Albert Lea	00212	\$317,697	\$249,753	\$67,944	\$41,407	60.9%	\$16,111	23.7%	\$20,379	30.0%	\$4,308	6.3%	\$40,797	60.0%
Moose Lodge 2023 Grand Rapids	Grand Rapids	00340	\$463,156	\$392,098	\$71,058	\$32,300	45.5%	\$8,655	12.2%	\$26,647	37.5%	\$5,666	8.0%	\$40,968	57.7%
Moose Lodge 2098 Faribault	Faribault	00109	\$302,322	\$246,442	\$55,880	\$33,577	60.1%	\$1,300	2.3%	\$13,216	23.7%	\$15,260	27.3%	\$29,777	53.3%
Moose Lodge 2331 Princeton	Princeton	03034	\$25,069	\$18,307	\$6,762	\$5,459	80.7%	\$1,797	26.6%	\$15,515	229.4%	-\$331	-4.9%	\$16,981	251.1%
Moose Lodge 407 Ortonville	Ortonville	00687	\$134,417	\$104,548	\$29,869	\$9,138	30.6%	\$4,388	14.7%	\$8,267	27.7%	\$3,022	10.1%	\$15,677	52.5%
Moose Lodge 742 Baudette	Baudette	00371	\$600,806	\$504,551	\$96,255	\$58,778	61.1%	\$30,003	31.2%	\$6,976	7.2%	\$2,069	2.1%	\$39,048	40.6%
Moose-Willow Sportsmans Club	Hill City	01693	\$69,068	\$49,672	\$19,396	\$11,694	60.3%	\$2,607	13.4%	\$0	0.0%	\$2,334	12.0%	\$4,941	25.5%
Mora Area Youth Recreation Assoc Inc	Mora	01119	\$646,307	\$521,043	\$125,264	\$67,075	53.5%	\$50,000	39.9%	\$1,235	1.0%	\$10,284	8.2%	\$61,519	49.1%
Morris Hockey Assoc	Morris	01860	\$113,413	\$75,672	\$37,741	\$25,674	68.0%	\$25,396	67.3%	\$0	0.0%	\$2,272	6.0%	\$27,668	73.3%
Morristown Firemens Relief Association	Morristown	01949	\$1,063,815	\$865,060	\$198,755	\$94,586	47.6%	\$69,620	35.0%	\$0	0.0%	\$40,161	20.2%	\$109,781	55.2%
Morton Fireman's Relief Association	Morton	02560	\$88,974	\$71,776	\$17,198	\$10,069	58.5%	\$5,400	31.4%	\$0	0.0%	\$1,455	8.5%	\$6,855	39.9%
Motley Lions Club	Motley	05943	\$938,554	\$799,186	\$139,368	\$62,931	45.2%	\$64,702	46.4%	\$500	0.4%	\$18,293	13.1%	\$83,495	59.9%
Mountain Lake Fire Department Relief Associa	Mountain Lake	34499	\$374,839	\$312,616	\$62,223	\$25,448	40.9%	\$27,600	44.4%	\$0	0.0%	\$4,337	7.0%	\$31,937	51.3%
Mower Council for the Handicapped	Austin	04348	\$722,322	\$586,282	\$136,040	\$75,276	55.3%	\$34,246	25.2%	\$0	0.0%	\$24,078	17.7%	\$58,324	42.9%
MSO Productions dba Midwest Ski Otter Wate	White Bear Lake	05703	\$175,207	\$140,142	\$35,065	\$22,723	64.8%	\$10,335	29.5%	-\$58	-0.2%	\$3,918	11.2%	\$14,195	40.5%
Mystic Riders Snowmobile Club	Princeton	03988	\$5,101,404	\$4,324,232	\$777,172	\$382,538	49.2%	\$144,590	18.6%	\$0	0.0%	\$221,412	28.5%	\$366,002	47.1%
National Exchange Club of Little Falls	Little Falls	00976	\$749,340	\$621,252	\$128,088	\$82,604	64.5%	\$31,825	24.8%	\$0	0.0%	\$15,232	11.9%	\$47,057	36.7%
Nelson Community Association	Nelson	36339	\$539,260	\$455,201	\$84,059	\$34,108	40.6%	\$67,338	80.1%	\$0	0.0%	\$7,579	9.0%	\$74,917	89.1%
Nevis Fire Persons Relief Assoc	Nevis	02173	\$822,498	\$696,929	\$125,569	\$74,260	59.1%	\$35,809	28.5%	\$0	0.0%	\$13,287	10.6%	\$49,096	39.1%
New Auburn Fire Dept Relief Assoc	New Auburn	05937	\$294,781	\$230,650	\$64,131	\$38,089	59.4%	\$27,772	43.3%	\$0	0.0%	-\$7,548	-11.8%	\$20,224	31.5%
New Brighton Lions Club	New Brighton	01754	\$2,369,816	\$2,034,285	\$335,531	\$189,010	56.3%	\$52,860	15.8%	\$0	0.0%	\$85,407	25.5%	\$138,267	41.2%
New Germany Fire Dept Relief Assoc	New Germany	02238	\$747,811	\$611,948	\$135,863	\$80,192	59.0%	\$40,937	30.1%	\$0	0.0%	\$17,451	12.8%	\$58,388	43.0%

FY2013 Lawful (Charitable) Gambling Report to Legislature - Alpha by Organization

Organization Name	City	License Number	Gross Receipts	Prizes	Net Receipts	ALLOWABLE EXPENSES		LAWFUL PURPOSE EXPENDITURES							
						TOTAL	%	Charitable	%	Other	%	Taxes/Fees	%	TOTAL	%
New London-Spicer Booster Club	New London	92282	\$357,729	\$284,859	\$72,870	\$42,034	57.7%	\$11,350	15.6%	\$0	0.0%	\$10,670	14.6%	\$22,020	30.2%
New Market Firefighters Relief Assoc	Elko New Market	02324	\$777,095	\$648,349	\$128,746	\$68,378	53.1%	\$62,100	48.2%	\$0	0.0%	\$10,316	8.0%	\$72,416	56.2%
New Munich Jaycees	New Munich	01791	\$325,302	\$246,466	\$78,836	\$32,014	40.6%	\$40,181	51.0%	\$0	0.0%	\$3,265	4.1%	\$43,446	55.1%
New Prague Chamber of Commerce	New Prague	05545	\$318,122	\$263,531	\$54,592	\$28,048	51.4%	\$12,350	22.6%	\$0	0.0%	\$5,521	10.1%	\$17,871	32.7%
New Prague Community Sportsman Club	New Prague	02436	\$531,046	\$423,408	\$107,638	\$63,375	58.9%	\$36,131	33.6%	\$0	0.0%	\$9,188	8.5%	\$45,319	42.1%
New Prague Firemens Relief Assoc	New Prague	02426	\$264,437	\$205,600	\$58,837	\$33,544	57.0%	\$14,550	24.7%	\$750	1.3%	\$3,290	5.6%	\$18,590	31.6%
New Prague Hockey Association	New Prague	02111	\$375,581	\$273,796	\$101,786	\$48,304	47.5%	\$42,878	42.1%	\$0	0.0%	\$7,162	7.0%	\$50,040	49.2%
New Richland Firemen's Relief Association	New Richland	04863	\$1,142,412	\$982,527	\$159,885	\$84,203	52.7%	\$43,843	27.4%	\$0	0.0%	\$27,833	17.4%	\$71,676	44.8%
New Ulm Hockey Assoc	New Ulm	02223	\$748,041	\$602,300	\$145,741	\$76,934	52.8%	\$58,301	40.0%	\$0	0.0%	\$5,875	4.0%	\$64,176	44.0%
New Ulm Optimist Club	New Ulm	05780	\$606,930	\$504,341	\$102,589	\$58,706	57.2%	\$27,395	26.7%	\$10	0.0%	\$10,926	10.7%	\$38,331	37.4%
New Ulm Turnverein	New Ulm	00206	\$248,155	\$192,125	\$56,029	\$18,715	33.4%	\$20,587	36.7%	\$0	0.0%	\$5,436	9.7%	\$26,023	46.4%
New Ulm Youth Wrestling Assoc	New Ulm	07195	\$181,218	\$140,087	\$41,131	\$18,481	44.9%	\$10,394	25.3%	\$0	0.0%	\$3,113	7.6%	\$13,507	32.8%
New York Mills Lions Club	New York Mills	02420	\$442,591	\$362,494	\$80,097	\$45,011	56.2%	\$17,251	21.5%	\$0	0.0%	\$11,776	14.7%	\$29,027	36.2%
Nicollet Conservation Club	Nicollet	02379	\$285,712	\$201,797	\$83,915	\$44,200	52.7%	\$22,727	27.1%	\$7,774	9.3%	\$6,314	7.5%	\$36,815	43.9%
Nicollet Lions Club	Nicollet	02403	\$280,945	\$226,807	\$54,138	\$28,591	52.8%	\$17,120	31.6%	\$0	0.0%	\$4,518	8.3%	\$21,637	40.0%
Nisswa Lions Club	Nisswa	00995	\$662,998	\$522,330	\$140,668	\$92,820	66.0%	\$36,900	26.2%	\$0	0.0%	\$17,679	12.6%	\$54,579	38.8%
North Branch Area Hockey Assoc	North Branch	04335	\$1,003,794	\$833,554	\$170,240	\$100,057	58.8%	\$48,927	28.7%	\$0	0.0%	\$17,824	10.5%	\$66,751	39.2%
North Branch Vol Firefighters Relief Associatio	North Branch	92238	\$1,042,751	\$923,629	\$119,122	\$66,235	55.6%	\$40,045	33.6%	\$0	0.0%	\$12,016	10.1%	\$52,061	43.7%
North Country Snowmobile Club	Bemidji	02333	\$2,329,768	\$1,853,981	\$475,787	\$207,706	43.7%	\$55,529	11.7%	\$84,028	17.7%	\$128,909	27.1%	\$268,466	56.4%
North Country Trail Busters	Fort Ripley	02974	\$241,886	\$191,286	\$50,600	\$32,283	63.8%	\$10,483	20.7%	\$2,893	5.7%	\$3,194	6.3%	\$16,570	32.7%
North St. Paul Athletic Assoc	Maplewood	03108	\$1,329,622	\$1,112,127	\$217,495	\$172,164	79.2%	\$18,616	8.6%	\$0	0.0%	\$37,823	17.4%	\$56,439	25.9%
North Suburban Youth Foundation	St. Paul	01485	\$1,109,819	\$883,389	\$226,430	\$123,938	54.7%	\$53,522	23.6%	\$0	0.0%	\$48,532	21.4%	\$102,054	45.1%
North Tartan Area Girls Basketball Booster Cl	Oakdale	03101	\$2,159,183	\$1,770,766	\$388,417	\$221,219	57.0%	\$64,528	16.6%	\$0	0.0%	\$94,576	24.3%	\$159,104	41.0%
Northern Pine Riders	Willow River	02327	\$1,487,789	\$1,223,105	\$264,684	\$145,442	54.9%	\$52,134	19.7%	\$4,390	1.7%	\$57,328	21.7%	\$113,851	43.0%
Northfield Fire Relief Assoc	Northfield	03451	\$338,355	\$285,225	\$53,130	\$33,961	63.9%	\$10,000	18.8%	\$0	0.0%	\$4,373	8.2%	\$14,373	27.1%
Northland Lions Club	Remer	01311	\$375,240	\$294,401	\$80,839	\$53,702	66.4%	\$35,733	44.2%	\$0	0.0%	\$5,521	6.8%	\$41,254	51.0%
Northwest Area Jaycees	Corcoran	02463	\$7,973,348	\$6,935,471	\$1,037,877	\$549,553	52.9%	\$74,638	7.2%	\$3,000	0.3%	\$335,851	32.4%	\$413,489	39.8%
Northwest Tonka Lions Club	Mound	01830	\$1,365,710	\$1,058,885	\$306,825	\$212,735	69.3%	\$39,660	12.9%	\$0	0.0%	\$66,041	21.5%	\$105,701	34.4%
Norwood Young America Lions Club	Norwood Young An	03552	\$748,045	\$603,189	\$144,856	\$69,606	48.1%	\$53,471	36.9%	\$0	0.0%	\$20,892	14.4%	\$74,363	51.3%
Odessa Farm Fire Dept Relief Assoc	Odessa	36719	\$93,374	\$76,207	\$17,167	\$8,730	50.9%	\$7,600	44.3%	\$0	0.0%	\$1,755	10.2%	\$9,355	54.5%
Ogilvie Lions Club	Ogilvie	00823	\$2,065,964	\$1,748,857	\$317,107	\$149,113	47.0%	\$64,934	20.5%	\$0	0.0%	\$75,010	23.7%	\$139,944	44.1%
Olivia Ambulance Service Inc	Olivia	34680	\$736,799	\$615,722	\$121,077	\$56,970	47.1%	\$60,150	49.7%	\$0	0.0%	\$11,849	9.8%	\$71,999	59.5%

FY2013 Lawful (Charitable) Gambling Report to Legislature - Alpha by Organization

Organization Name	City	License Number	Gross Receipts	Prizes	Net Receipts	ALLOWABLE EXPENSES		LAWFUL PURPOSE EXPENDITURES							
						TOTAL	%	Charitable	%	Other	%	Taxes/Fees	%	TOTAL	%
Olmsted County Hockey Association	Rochester	03995	\$1,406,127	\$1,092,767	\$313,360	\$181,233	57.8%	\$84,866	27.1%	\$0	0.0%	\$76,976	24.6%	\$161,842	51.6%
Onamia Lions Club	Onamia	01433	\$552,199	\$438,002	\$114,196	\$86,507	75.8%	\$23,534	20.6%	\$0	0.0%	\$10,894	9.5%	\$34,428	30.1%
Opole Baseball Club & Recreation Assoc	Holdingford	02597	\$138,855	\$110,470	\$28,385	\$16,308	57.5%	\$6,876	24.2%	\$0	0.0%	\$2,124	7.5%	\$9,000	31.7%
Optimist Club of St. Cloud	St. Cloud	02539	\$3,016,144	\$2,498,867	\$517,277	\$247,418	47.8%	\$137,921	26.7%	\$1,000	0.2%	\$134,614	26.0%	\$273,534	52.9%
Optimist International Luverne	Luverne	02400	\$927,403	\$740,845	\$186,558	\$84,925	45.5%	\$71,468	38.3%	\$0	0.0%	\$31,764	17.0%	\$103,232	55.3%
Osakis Economic Development Corp	Osakis	02080	\$1,006,943	\$837,388	\$169,555	\$98,195	57.9%	\$40,298	23.8%	\$0	0.0%	\$23,702	14.0%	\$64,000	37.7%
Osseo Firemens Relief Assoc	Osseo	01851	\$2,991,232	\$2,551,090	\$440,142	\$179,886	40.9%	\$102,689	23.3%	\$600	0.1%	\$113,511	25.8%	\$216,800	49.3%
Osseo Lions Club	Osseo	00640	\$2,573,140	\$2,210,517	\$362,624	\$135,780	37.4%	\$136,774	37.7%	\$0	0.0%	\$84,255	23.2%	\$221,029	61.0%
Osseo Maple Grove Hockey Assoc	Maple Grove	02505	\$6,805,176	\$5,852,815	\$952,361	\$360,668	37.9%	\$272,080	28.6%	\$0	0.0%	\$308,722	32.4%	\$580,802	61.0%
Ostrander Lions	Ostrander	35149	\$129,934	\$102,480	\$27,454	\$11,458	41.7%	\$6,077	22.1%	\$0	0.0%	\$2,814	10.3%	\$8,891	32.4%
Ottertail Lions Club	Ottertail	00194	\$2,323,615	\$1,983,694	\$339,921	\$185,365	54.5%	\$85,049	25.0%	\$0	0.0%	\$66,387	19.5%	\$151,436	44.6%
Ottertail Rod & Gun Club	Ottertail	00986	\$1,011,410	\$865,732	\$145,678	\$89,222	61.2%	\$34,052	23.4%	\$2,000	1.4%	\$10,652	7.3%	\$46,704	32.1%
Outing Chamber Of Commerce	Outing	02769	\$741,775	\$542,876	\$198,899	\$110,716	55.7%	\$80,808	40.6%	\$0	0.0%	\$19,267	9.7%	\$100,075	50.3%
Owatonna Wrestling Assoc	Owatonna	04798	\$804,846	\$664,602	\$140,244	\$84,598	60.3%	\$35,000	25.0%	\$0	0.0%	\$13,924	9.9%	\$48,924	34.9%
Owatonna Youth Hockey Assoc	Owatonna	74008	\$302,776	\$238,809	\$63,967	\$36,744	57.4%	\$19,800	31.0%	\$0	0.0%	\$4,199	6.6%	\$23,999	37.5%
Palisade Fire Department Relief Assoc	Palisade	01625	\$703,157	\$600,489	\$102,667	\$62,982	61.3%	\$25,754	25.1%	\$0	0.0%	\$9,456	9.2%	\$35,210	34.3%
Park Rapids Amateur Hockey Assoc	Park Rapids	01225	\$1,129,449	\$960,331	\$169,118	\$97,348	57.6%	\$28,500	16.9%	\$0	0.0%	\$26,546	15.7%	\$55,046	32.5%
Parkers Prairie Sportsmen's Club	Parkers Prairie	01970	\$468,919	\$360,634	\$108,285	\$42,370	39.1%	\$46,200	42.7%	\$0	0.0%	\$9,474	8.7%	\$55,674	51.4%
Parkway Little League Baseball Inc	St. Paul	36230	\$1,447,206	\$1,241,383	\$205,823	\$118,409	57.5%	\$22,616	11.0%	\$0	0.0%	\$42,510	20.7%	\$65,126	31.6%
Paynesville New London Spicer Hockey Assoc	Paynesville	02503	\$339,637	\$263,169	\$76,468	\$43,933	57.5%	\$46,000	60.2%	\$0	0.0%	\$6,617	8.7%	\$52,617	68.8%
Pearl Lake Recreation Club	Kimball	03007	\$61,515	\$45,991	\$15,524	\$6,798	43.8%	\$8,500	54.8%	\$0	0.0%	\$901	5.8%	\$9,401	60.6%
Pelican Lake Conservation Club	Pequot Lakes	02734	\$933,083	\$718,250	\$214,834	\$138,601	64.5%	\$53,063	24.7%	\$8,530	4.0%	\$10,658	5.0%	\$72,251	33.6%
Pemberton Firefighters Relief Association	Pemberton	03862	\$396,763	\$321,830	\$74,933	\$41,962	56.0%	\$28,243	37.7%	\$0	0.0%	\$5,251	7.0%	\$33,494	44.7%
Pengilly Booster Club	Pengilly	05113	\$989,097	\$758,552	\$230,545	\$136,510	59.2%	\$63,349	27.5%	\$0	0.0%	\$20,853	9.0%	\$84,202	36.5%
Pequot Lakes Youth Hockey dba Northern Lak Crosslake		02055	\$4,218,592	\$3,400,636	\$817,955	\$293,702	35.9%	\$140,000	17.1%	\$0	0.0%	\$276,932	33.9%	\$416,932	51.0%
Perham Athletic Assoc	Perham	02209	\$273,742	\$214,649	\$59,093	\$35,834	60.6%	\$16,342	27.7%	\$0	0.0%	\$2,748	4.7%	\$19,090	32.3%
Perham Lions Club	Perham	00851	\$496,096	\$386,575	\$109,521	\$60,192	55.0%	\$39,151	35.7%	\$0	0.0%	\$9,751	8.9%	\$48,902	44.7%
Piedmont Heights Hockey Assoc	Duluth	02912	\$595,460	\$506,768	\$88,692	\$42,570	48.0%	\$36,500	41.2%	\$0	0.0%	\$7,889	8.9%	\$44,389	50.0%
Pierz Fire Relief Assoc	Pierz	03222	\$244,777	\$195,582	\$49,195	\$28,884	58.7%	\$27,010	54.9%	\$0	0.0%	\$2,593	5.3%	\$29,603	60.2%
Pierz Lions Club	Pierz	03174	\$347,165	\$299,450	\$47,715	\$33,737	70.7%	\$16,150	33.8%	\$0	0.0%	\$997	2.1%	\$17,147	35.9%
Pillager Area Firemen's Dept & Relief Assoc	Pillager	04168	\$371,315	\$299,237	\$72,078	\$34,789	48.3%	\$37,825	52.5%	\$0	0.0%	\$4,391	6.1%	\$42,216	58.6%
Pillager Lions Club	Pillager	00981	\$495,361	\$410,881	\$84,480	\$42,808	50.7%	\$16,202	19.2%	\$0	0.0%	\$8,172	9.7%	\$24,373	28.9%

FY2013 Lawful (Charitable) Gambling Report to Legislature - Alpha by Organization

Organization Name	City	License Number	Gross Receipts	Prizes	Net Receipts	ALLOWABLE EXPENSES		LAWFUL PURPOSE EXPENDITURES							
						TOTAL	%	Charitable	%	Other	%	Taxes/Fees	%	TOTAL	%
Pine Center Sportsmen's Club	Brainerd	02394	\$161,157	\$128,138	\$33,019	\$20,514	62.1%	\$10,314	31.2%	\$0	0.0%	\$2,830	8.6%	\$13,144	39.8%
Pine City Youth Hockey Assoc	Pine City	01934	\$821,910	\$668,126	\$153,784	\$90,987	59.2%	\$51,288	33.4%	\$0	0.0%	\$15,584	10.1%	\$66,872	43.5%
Pine Island Volunteer Firemen's Relief Assoc	Pine Island	03120	\$450,928	\$357,947	\$92,981	\$49,766	53.5%	\$28,840	31.0%	\$750	0.8%	\$6,963	7.5%	\$36,553	39.3%
Plainview Firemens Relief Association	Plainview	03223	\$513,554	\$396,070	\$117,484	\$47,019	40.0%	\$48,363	41.2%	\$0	0.0%	\$13,764	11.7%	\$62,126	52.9%
Plato Fire Relief Assoc	Plato	04624	\$229,494	\$176,837	\$52,657	\$31,263	59.4%	\$20,506	38.9%	\$0	0.0%	\$4,506	8.6%	\$25,012	47.5%
Platte Lake Property Owners Assoc	Minnetrista	31337	\$1,281,083	\$1,044,895	\$236,188	\$169,434	71.7%	\$29,502	12.5%	\$0	0.0%	\$26,462	11.2%	\$55,964	23.7%
Plummer Lions Club	Plummer	02402	\$1,398,676	\$1,183,950	\$214,726	\$98,734	46.0%	\$47,027	21.9%	\$0	0.0%	\$40,221	18.7%	\$87,248	40.6%
Plymouth Lions Club Inc	Plymouth	34308	\$2,341,041	\$1,929,912	\$411,129	\$194,440	47.3%	\$117,243	28.5%	\$0	0.0%	\$105,883	25.8%	\$223,126	54.3%
Pna Zagloba Lodge 1033 South St. Paul	South St. Paul	00725	\$183,470	\$137,914	\$45,556	\$28,061	61.6%	\$8,776	19.3%	\$4,680	10.3%	\$4,261	9.4%	\$17,717	38.9%
Pokegama Lake Association	Pine City	02992	\$1,189,990	\$962,898	\$227,092	\$130,262	57.4%	\$40,854	18.0%	\$0	0.0%	\$36,751	16.2%	\$77,605	34.2%
Police Benevolent Association of Rochester	Rochester	34478	\$164,323	\$130,425	\$33,898	\$16,756	49.4%	\$21,815	64.4%	\$0	0.0%	\$3,141	9.3%	\$24,956	73.6%
Porter Firemans Relief Assoc	Porter	02501	\$248,437	\$191,571	\$56,866	\$30,837	54.2%	\$14,777	26.0%	\$0	0.0%	\$5,478	9.6%	\$20,254	35.6%
Prairie Ecology Bus Center	Lakefield	33048	\$2,850,712	\$2,369,579	\$481,133	\$223,873	46.5%	\$93,500	19.4%	\$0	0.0%	\$138,100	28.7%	\$231,600	48.1%
Prairie Playhouse Child Care Inc	Appleton	32109	\$409,938	\$328,894	\$81,044	\$45,575	56.2%	\$34,500	42.6%	\$0	0.0%	\$6,668	8.2%	\$41,168	50.8%
Preston Fire Relief Assoc	Preston	36712	\$186,460	\$142,300	\$44,161	\$15,432	34.9%	\$17,843	40.4%	\$0	0.0%	\$4,169	9.4%	\$22,012	49.8%
Preston Servicemen's Club	Preston	01004	\$74,845	\$56,434	\$18,411	\$4,031	21.9%	\$700	3.8%	\$12,645	68.7%	\$1,955	10.6%	\$15,299	83.1%
Princeton Jaycees	Princeton	01818	\$544,958	\$431,132	\$113,826	\$82,705	72.7%	\$33,409	29.4%	\$0	0.0%	\$3,016	2.6%	\$36,425	32.0%
Princeton Youth Hockey Assoc	Princeton	01414	\$1,186,670	\$995,039	\$191,631	\$95,601	49.9%	\$38,455	20.1%	\$0	0.0%	\$36,722	19.2%	\$75,177	39.2%
Prior Lake Lions Club	Prior Lake	01558	\$1,164,674	\$959,389	\$205,285	\$112,278	54.7%	\$49,415	24.1%	\$0	0.0%	\$37,272	18.2%	\$86,687	42.2%
Prior Lake Optimist Club	Prior Lake	02523	\$665,195	\$553,299	\$111,896	\$65,841	58.8%	\$38,010	34.0%	\$0	0.0%	\$10,965	9.8%	\$48,975	43.8%
Prior Lake Water Ski Assoc	Prior Lake	35694	\$370,538	\$295,295	\$75,243	\$39,915	53.0%	\$37,500	49.8%	\$0	0.0%	-\$4,440	-5.9%	\$33,060	43.9%
Prosperity Heights Playground Booster Club	St. Paul	00651	\$814,683	\$677,347	\$137,336	\$103,354	75.3%	\$10,393	7.6%	\$0	0.0%	\$16,602	12.1%	\$26,995	19.7%
Rainy Lake Sportfishing Club	International Falls	36010	\$453,700	\$377,285	\$76,415	\$55,777	73.0%	\$17,050	22.3%	\$0	0.0%	\$5,418	7.1%	\$22,468	29.4%
Ramsey Lions Club	Anoka	01203	\$7,639,347	\$6,540,505	\$1,098,842	\$479,872	43.7%	\$241,834	22.0%	\$0	0.0%	\$373,866	34.0%	\$615,700	56.0%
Randall Cushing Area Lions Club	Randall	02873	\$420,203	\$342,278	\$77,925	\$51,826	66.5%	\$22,496	28.9%	\$0	0.0%	\$5,357	6.9%	\$27,853	35.7%
Randolph Fire Department Relief Assoc	Randolph	03317	\$717,827	\$569,405	\$148,422	\$76,011	51.2%	\$63,795	43.0%	\$0	0.0%	\$16,666	11.2%	\$80,461	54.2%
Ranier Recreation Club	Ranier	01431	\$172,220	\$144,041	\$28,179	\$19,677	69.8%	\$8,575	30.4%	\$0	0.0%	\$1,459	5.2%	\$10,034	35.6%
REACH	Cloquet	36413	\$333,245	\$258,596	\$74,649	\$41,421	55.5%	\$30,688	41.1%	\$0	0.0%	\$3,824	5.1%	\$34,512	46.2%
Reading Community Center	Reading	01351	\$70,568	\$54,896	\$15,672	\$6,634	42.3%	\$8,649	55.2%	\$0	0.0%	\$1,925	12.3%	\$10,575	67.5%
Red Lake Falls Blue Line Club	Red Lake Falls	00171	\$611,799	\$514,504	\$97,295	\$39,645	40.7%	\$49,723	51.1%	\$0	0.0%	\$8,956	9.2%	\$58,679	60.3%
Red Men Club	Red Wing	00731	\$385,121	\$316,468	\$68,653	\$36,146	52.7%	\$13,840	20.2%	\$17,276	25.2%	\$6,335	9.2%	\$37,450	54.5%
Red Wing Wildlife Protective League	Red Wing	01733	\$224,099	\$167,898	\$56,201	\$18,594	33.1%	\$16,850	30.0%	\$0	0.0%	\$5,113	9.1%	\$21,963	39.1%

FY2013 Lawful (Charitable) Gambling Report to Legislature - Alpha by Organization

Organization Name	City	License Number	Gross Receipts	Prizes	Net Receipts	ALLOWABLE EXPENSES		LAWFUL PURPOSE EXPENDITURES							
						TOTAL	%	Charitable	%	Other	%	Taxes/Fees	%	TOTAL	%
Redwood Area Hockey Assoc	Redwood Falls	04345	\$145,320	\$118,550	\$26,770	\$9,878	36.9%	\$17,500	65.4%	\$0	0.0%	\$2,384	8.9%	\$19,884	74.3%
Remer Fire Relief Assoc	Remer	03598	\$627,563	\$530,253	\$97,310	\$48,578	49.9%	\$35,638	36.6%	\$0	0.0%	\$7,802	8.0%	\$43,440	44.6%
Renville Lions Club	Renville	03006	\$333,188	\$269,705	\$63,483	\$29,111	45.9%	\$25,080	39.5%	\$0	0.0%	\$8,290	13.1%	\$33,371	52.6%
Reservoir Riders	Duluth	03836	\$141,756	\$115,660	\$26,096	\$16,984	65.1%	\$0	0.0%	\$750	2.9%	\$1,279	4.9%	\$2,029	7.8%
Rice Area Sportsmen's Club	Rice	02338	\$811,584	\$644,041	\$167,543	\$112,262	67.0%	\$34,300	20.5%	\$500	0.3%	\$21,817	13.0%	\$56,617	33.8%
Rice Lions Club	Rice	01153	\$253,386	\$197,360	\$56,026	\$33,829	60.4%	\$13,390	23.9%	\$0	0.0%	\$4,456	8.0%	\$17,846	31.9%
Richmond Big Lake Aquatic Association	Richmond	02744	\$19,001	\$13,280	\$5,721	\$5,963	104.2%	\$4,811	84.1%	\$0	0.0%	\$832	14.5%	\$5,643	98.6%
Richmond Firemens Relief Assoc	Richmond	02966	\$294,753	\$234,901	\$59,852	\$31,716	53.0%	\$22,161	37.0%	\$0	0.0%	\$5,566	9.3%	\$27,727	46.3%
Richmond Lions Club	Richmond	01552	\$638,804	\$526,658	\$112,146	\$61,021	54.4%	\$40,451	36.1%	\$0	0.0%	\$9,676	8.6%	\$50,127	44.7%
River Bend Nature Center	Faribault	02715	\$709,936	\$551,898	\$158,038	\$82,687	52.3%	\$57,545	36.4%	\$0	0.0%	\$16,918	10.7%	\$74,462	47.1%
Rochester Juvenile Hockey Assoc	Rochester	03626	\$3,061,654	\$2,388,453	\$673,201	\$365,138	54.2%	\$45,797	6.8%	\$0	0.0%	\$193,575	28.8%	\$239,372	35.6%
Rochester Senior Center Foundation	Rochester	36207	\$1,337,880	\$874,763	\$463,118	\$305,801	66.0%	\$100,000	21.6%	\$0	0.0%	\$39,736	8.6%	\$139,736	30.2%
Rock Creek Lions Club	Rock Creek	01412	\$354,502	\$277,942	\$76,560	\$36,108	47.2%	\$33,700	44.0%	\$0	0.0%	\$1,501	2.0%	\$35,201	46.0%
Rockville Lions Club	Rockville	01609	\$329,875	\$266,873	\$63,001	\$36,873	58.5%	\$16,410	26.0%	\$50	0.1%	\$4,378	6.9%	\$20,838	33.1%
Rocori Community Booster Club	Cold Spring	04174	\$237,215	\$185,156	\$52,059	\$18,496	35.5%	\$20,342	39.1%	\$0	0.0%	\$4,916	9.4%	\$25,258	48.5%
Rogers Firemen's Relief Assoc	Rogers	01601	\$2,256,110	\$1,905,505	\$350,605	\$159,334	45.4%	\$108,000	30.8%	\$0	0.0%	\$82,386	23.5%	\$190,386	54.3%
Rogers Lions Club	Rogers	02630	\$313,671	\$231,719	\$81,952	\$28,402	34.7%	\$37,000	45.1%	\$0	0.0%	\$8,351	10.2%	\$45,351	55.3%
Rogers Youth Hockey Association	Rogers	36161	\$2,059,815	\$1,715,913	\$343,902	\$188,331	54.8%	\$70,708	20.6%	\$0	0.0%	\$78,129	22.7%	\$148,837	43.3%
Rollingstone Fire Fighters Relief Association	Rollingstone	03951	\$626,339	\$505,371	\$120,968	\$66,294	54.8%	\$37,565	31.1%	\$0	0.0%	\$11,787	9.7%	\$49,352	40.8%
Rollingstone Jaycees	Rollingstone	03080	\$182,404	\$145,294	\$37,110	\$16,082	43.3%	\$13,651	36.8%	\$0	0.0%	\$3,515	9.5%	\$17,166	46.3%
Roosevelt Arena Assoc	Roosevelt	35373	\$188,269	\$148,350	\$39,919	\$22,781	57.1%	\$8,500	21.3%	\$0	0.0%	\$3,353	8.4%	\$11,853	29.7%
Rosemount Area Athletic Association	Rosemount	05530	\$260,845	\$191,416	\$69,429	\$56,425	81.3%	\$16,000	23.0%	\$0	0.0%	\$5,803	8.4%	\$21,803	31.4%
Rosemount Area Hockey Assoc	Rosemount	19062	\$2,574,055	\$2,185,882	\$388,173	\$121,108	31.2%	\$197,093	50.8%	\$0	0.0%	\$70,231	18.1%	\$267,323	68.9%
Rosemount Lions Club	Rosemount	02300	\$379,207	\$309,294	\$69,913	\$47,320	67.7%	\$20,522	29.4%	\$1,769	2.5%	\$6,361	9.1%	\$28,652	41.0%
Roseville Youth Hockey Assoc	Little Canada	03191	\$3,913,535	\$2,874,930	\$1,038,605	\$591,350	56.9%	\$303,444	29.2%	\$21,205	2.0%	\$161,080	15.5%	\$485,729	46.8%
Rothsay Fire Department Relief Assoc	Rothsay	35875	\$300,854	\$221,063	\$79,792	\$38,370	48.1%	\$31,590	39.6%	\$0	0.0%	\$5,354	6.7%	\$36,944	46.3%
Royalton Firemens Relief Assoc	Royalton	02681	\$1,383,949	\$1,135,791	\$248,158	\$144,439	58.2%	\$63,174	25.5%	\$0	0.0%	\$54,038	21.8%	\$117,211	47.2%
Rush City Sno-Bugs	Rush City	05615	\$816,287	\$661,550	\$154,737	\$67,599	43.7%	\$27,920	18.0%	\$29,426	19.0%	\$14,548	9.4%	\$71,894	46.5%
Rush Lake Improvement Assoc	Rush City	03123	\$1,190,774	\$1,030,075	\$160,699	\$98,491	61.3%	\$35,369	22.0%	\$0	0.0%	\$20,529	12.8%	\$55,898	34.8%
Rushford-Peterson Booster Club	Rushford	04693	\$316,294	\$250,876	\$65,418	\$25,250	38.6%	\$35,155	53.7%	\$0	0.0%	\$4,547	7.0%	\$39,702	60.7%
Sacred Heart Firemen's Relief Association	Sacred Heart	02434	\$661,875	\$555,058	\$106,817	\$41,558	38.9%	\$65,100	60.9%	\$0	0.0%	\$8,935	8.4%	\$74,035	69.3%
Sandstone Lions Club	Sandstone	02057	\$244,880	\$200,214	\$44,666	\$28,233	63.2%	\$11,550	25.9%	\$0	0.0%	\$4,427	9.9%	\$15,977	35.8%

FY2013 Lawful (Charitable) Gambling Report to Legislature - Alpha by Organization

Organization Name	City	License Number	Gross Receipts	Prizes	Net Receipts	ALLOWABLE EXPENSES		LAWFUL PURPOSE EXPENDITURES							
						TOTAL	%	Charitable	%	Other	%	Taxes/Fees	%	TOTAL	%
Santiago Lions Club Inc	Becker	34025	\$674,829	\$555,132	\$119,698	\$35,987	30.1%	\$68,390	57.1%	\$0	0.0%	\$16,312	13.6%	\$84,702	70.8%
Sartell Youth Hockey	Sartell	31924	\$635,693	\$468,447	\$167,246	\$86,296	51.6%	\$61,105	36.5%	\$0	0.0%	\$14,989	9.0%	\$76,094	45.5%
Sauk Centre Conservation Club	Sauk Centre	01854	\$528,632	\$434,778	\$93,854	\$61,694	65.7%	\$21,544	23.0%	\$0	0.0%	\$6,856	7.3%	\$28,400	30.3%
Sauk Centre Fire Relief Assoc	Sauk Centre	05439	\$840,125	\$694,215	\$145,910	\$73,480	50.4%	\$53,000	36.3%	\$0	0.0%	\$16,947	11.6%	\$69,947	47.9%
Sauk Centre Youth Hockey Assoc	Sauk Centre	02527	\$631,550	\$539,146	\$92,404	\$57,095	61.8%	\$27,014	29.2%	\$0	0.0%	\$4,306	4.7%	\$31,320	33.9%
Sauk Rapids Baseball Assoc	Sauk Rapids	35034	\$809,844	\$632,380	\$177,464	\$107,545	60.6%	\$38,878	21.9%	\$0	0.0%	\$25,596	14.4%	\$64,474	36.3%
Sauk Rapids Sportsmen's Club	Sauk Rapids	01329	\$549,729	\$431,492	\$118,237	\$59,654	50.5%	\$45,722	38.7%	\$0	0.0%	\$3,523	3.0%	\$49,244	41.6%
Scandia Marine Lions Club	Scandia	06419	\$241,978	\$177,626	\$64,352	\$28,180	43.8%	\$39,395	61.2%	\$2,780	4.3%	\$5,623	8.7%	\$47,798	74.3%
Searles Baseball Assoc	New Ulm	02876	\$200,733	\$151,095	\$49,638	\$30,239	60.9%	\$13,376	26.9%	\$4,380	8.8%	\$2,274	4.6%	\$20,031	40.4%
Servicemens Club Inc	Sleepy Eye	01043	\$102,112	\$77,553	\$24,559	\$8,269	33.7%	\$4,867	19.8%	\$9,060	36.9%	\$2,651	10.8%	\$16,578	67.5%
Shafer Firemens Vol Benefit Assoc	Shafer	02326	\$1,542,506	\$1,323,903	\$218,602	\$120,120	54.9%	\$31,639	14.5%	\$0	0.0%	\$37,647	17.2%	\$69,286	31.7%
Shakopee Lions Club	Shakopee	01576	\$583,646	\$484,941	\$98,705	\$52,068	52.8%	\$32,079	32.5%	\$2,650	2.7%	\$9,496	9.6%	\$44,225	44.8%
Shakopee Rotary Club	Shakopee	02844	\$977,457	\$782,184	\$195,273	\$104,845	53.7%	\$57,650	29.5%	\$0	0.0%	\$32,029	16.4%	\$89,679	45.9%
Shakopee Valley Amateur Hockey Assoc	Shakopee	01969	\$660,200	\$536,263	\$123,937	\$76,609	61.8%	\$31,500	25.4%	\$0	0.0%	\$12,833	10.4%	\$44,333	35.8%
Shaokatan Sportsmen Club	Lake Benton	02672	\$422,838	\$323,285	\$99,553	\$81,735	82.1%	\$21,250	21.3%	\$0	0.0%	\$9,691	9.7%	\$30,941	31.1%
Sibley Hockey Booster Club	West St. Paul	02467	\$2,508,653	\$2,050,483	\$458,170	\$194,883	42.5%	\$136,840	29.9%	\$0	0.0%	\$124,776	27.2%	\$261,616	57.1%
Silver Lake Lions Club	Silver Lake	02679	\$325,887	\$263,725	\$62,162	\$35,729	57.5%	\$23,352	37.6%	\$0	0.0%	\$5,012	8.1%	\$28,364	45.6%
Slayton Volunteer Fire Department Relief Assc	Slayton	35244	\$215,487	\$174,855	\$40,632	\$23,280	57.3%	\$9,805	24.1%	\$0	0.0%	\$4,757	11.7%	\$14,562	35.8%
Sleepy Eye Arena Assoc	Sleepy Eye	05389	\$784,658	\$643,600	\$141,058	\$56,435	40.0%	\$67,882	48.1%	\$0	0.0%	\$20,053	14.2%	\$87,935	62.3%
Sleepy Eye Hockey Assoc	Sleepy Eye	02449	\$482,101	\$390,989	\$91,112	\$48,666	53.4%	\$153	0.2%	\$22,500	24.7%	\$8,880	9.7%	\$31,534	34.6%
Sobieski Lions Club	Swanville	03135	\$390,690	\$320,337	\$70,353	\$34,175	48.6%	\$29,911	42.5%	\$0	0.0%	\$5,894	8.4%	\$35,805	50.9%
South Haven Firemen's Relief Assoc	South Haven	01976	\$1,431,783	\$1,217,412	\$214,371	\$99,043	46.2%	\$84,400	39.4%	\$0	0.0%	\$37,361	17.4%	\$121,761	56.8%
South Metro Baseball League	Burnsville	33822	\$5,104,073	\$4,231,954	\$872,119	\$484,784	55.6%	\$47,706	5.5%	\$150	0.0%	\$262,631	30.1%	\$310,487	35.6%
South Robert Street Business Assoc	West St. Paul	00726	\$2,002,484	\$1,654,329	\$348,155	\$193,037	55.4%	\$34,246	9.8%	\$0	0.0%	\$90,814	26.1%	\$125,060	35.9%
South St. Paul Lions Club	South St. Paul	02824	\$269,817	\$211,255	\$58,562	\$44,641	76.2%	\$13,329	22.8%	\$0	0.0%	\$4,306	7.4%	\$17,634	30.1%
South St. Paul Youth Hockey Assoc	South St. Paul	02851	\$1,042,505	\$854,564	\$187,941	\$136,945	72.9%	\$25,605	13.6%	\$0	0.0%	\$30,781	16.4%	\$56,386	30.0%
Southwest Hockey Inc	Minneapolis	03113	\$788,209	\$612,748	\$175,461	\$125,569	71.6%	\$20,000	11.4%	\$0	0.0%	\$35,598	20.3%	\$55,598	31.7%
Spring Grove Commercial Club	Spring Grove	01744	\$186,977	\$152,727	\$34,250	\$11,848	34.6%	\$16,352	47.7%	\$0	0.0%	\$2,947	8.6%	\$19,299	56.3%
Spring Hill Recreation Club	Melrose	02637	\$152,629	\$122,563	\$30,066	\$17,024	56.6%	\$7,245	24.1%	\$0	0.0%	\$2,587	8.6%	\$9,832	32.7%
Spring Lake Park District 16 Youth Hockey	Blaine	03124	\$2,529,489	\$2,081,362	\$448,127	\$252,922	56.4%	\$44,164	9.9%	\$0	0.0%	\$134,277	30.0%	\$178,441	39.8%
Spring Lake Park Lions Club	Spring Lake Park	00584	\$6,391,741	\$5,271,108	\$1,120,633	\$703,039	62.7%	\$78,315	7.0%	\$0	0.0%	\$310,061	27.7%	\$388,376	34.7%
SS. Peter & Paul Church Richmond	Richmond	00912	\$87,032	\$66,843	\$20,189	\$5,314	26.3%	\$13,500	66.9%	\$0	0.0%	\$2,295	11.4%	\$15,795	78.2%

FY2013 Lawful (Charitable) Gambling Report to Legislature - Alpha by Organization

Organization Name	City	License Number	Gross Receipts	Prizes	Net Receipts	ALLOWABLE EXPENSES		LAWFUL PURPOSE EXPENDITURES							
						TOTAL	%	Charitable	%	Other	%	Taxes/Fees	%	TOTAL	%
St. Charles Firemens Relief Association	St. Charles	05105	\$153,921	\$117,073	\$36,848	\$18,571	50.4%	\$17,263	46.8%	\$773	2.1%	\$1,236	3.4%	\$19,272	52.3%
St. Clair Fire Relief Assoc	St. Clair	02358	\$146,414	\$119,935	\$26,479	\$19,981	75.5%	\$5,979	22.6%	\$0	0.0%	\$2,603	9.8%	\$8,582	32.4%
St. Cloud All-City High School Band	St. Cloud	32645	\$531,908	\$412,319	\$119,589	\$40,338	33.7%	\$61,884	51.7%	\$0	0.0%	\$8,102	6.8%	\$69,986	58.5%
St. Cloud Area Golden Gloves Boxing	St. Cloud	03425	\$2,591,173	\$2,121,222	\$469,951	\$275,888	58.7%	\$86,395	18.4%	\$0	0.0%	\$106,542	22.7%	\$192,937	41.1%
St. Cloud Lions Club	St. Cloud	03097	\$1,556,516	\$1,247,350	\$309,166	\$153,258	49.6%	\$69,639	22.5%	\$375	0.1%	\$74,284	24.0%	\$144,298	46.7%
St. Cloud Senior Men's Rugby Club	Clearwater	92478	\$636,090	\$498,988	\$137,102	\$98,748	72.0%	\$28,849	21.0%	\$0	0.0%	\$16,349	11.9%	\$45,198	33.0%
St. Cloud Youth Hockey Association	St. Cloud	04196	\$2,666,943	\$2,217,808	\$449,135	\$253,765	56.5%	\$90,685	20.2%	\$0	0.0%	\$102,952	22.9%	\$193,637	43.1%
St. Hilaire Community Club	St. Hilaire	01076	\$254,776	\$211,027	\$43,749	\$30,747	70.3%	\$14,346	32.8%	\$0	0.0%	\$3,263	7.5%	\$17,609	40.3%
St. James Lions Club	St James	05492	\$148,981	\$119,614	\$29,367	\$14,580	49.6%	\$11,170	38.0%	\$0	0.0%	\$1,879	6.4%	\$13,049	44.4%
St. John Nepomuk Church Lastrup	Lastrup	02115	\$367,455	\$277,358	\$90,097	\$34,599	38.4%	\$52,302	58.1%	\$0	0.0%	\$4,890	5.4%	\$57,192	63.5%
St. Joseph Church Waite Park	Waite Park	01720	\$1,178,050	\$896,154	\$281,896	\$127,571	45.3%	\$125,835	44.6%	\$0	0.0%	\$48,130	17.1%	\$173,965	61.7%
St. Joseph Jaycees	St. Joseph	03011	\$406,672	\$345,943	\$60,729	\$36,926	60.8%	\$20,513	33.8%	\$0	0.0%	\$4,644	7.6%	\$25,157	41.4%
St. Joseph Lions Club	St. Joseph	02021	\$314,559	\$252,193	\$62,366	\$26,032	41.7%	\$29,116	46.7%	\$0	0.0%	\$5,390	8.6%	\$34,507	55.3%
St. Katherine Ukrainian Orthodox Church Arde Arden Hills		31686	\$5,303,055	\$4,143,258	\$1,159,797	\$839,589	72.4%	\$227,814	19.6%	\$0	0.0%	\$164,272	14.2%	\$392,086	33.8%
St. Louis Park Hockey Boosters Assoc	Edina	03238	\$5,643,671	\$4,777,248	\$866,423	\$215,623	24.9%	\$150,000	17.3%	\$0	0.0%	\$275,978	31.9%	\$425,978	49.2%
St. Maron Church Minneapolis	Minneapolis	32235	\$5,329,017	\$4,458,182	\$870,835	\$479,095	55.0%	\$68,190	7.8%	\$0	0.0%	\$279,154	32.1%	\$347,344	39.9%
St. Martin Commercial Club	St. Martin	03161	\$291,902	\$238,724	\$53,178	\$17,937	33.7%	\$26,990	50.8%	\$0	0.0%	\$8,769	16.5%	\$35,759	67.2%
St. Mathias Parks & Recreation	Fort Ripley	04215	\$198,081	\$160,392	\$37,690	\$26,908	71.4%	\$12,399	32.9%	\$0	0.0%	\$3,351	8.9%	\$15,750	41.8%
St. Michael Albertville Youth Hockey	St. Michael	03888	\$1,362,892	\$1,149,171	\$213,721	\$80,113	37.5%	\$89,090	41.7%	\$0	0.0%	\$44,527	20.8%	\$133,617	62.5%
St. Paul Catholic Parents Club	Eagan	00812	\$951,201	\$800,791	\$150,410	\$88,783	59.0%	\$44,020	29.3%	\$0	0.0%	\$20,973	13.9%	\$64,993	43.2%
St. Paul Festival & Heritage Foundation	St. Paul	04985	\$1,462,747	\$1,158,588	\$304,158	\$200,395	65.9%	\$21,696	7.1%	\$0	0.0%	\$83,998	27.6%	\$105,694	34.7%
St. Paul Fire Fighters Local 21	St. Paul	03046	\$3,375,387	\$2,703,568	\$671,819	\$419,116	62.4%	\$28,308	4.2%	\$0	0.0%	\$205,524	30.6%	\$233,832	34.8%
St. Paul Midway Lions Club Foundation Inc	St. Paul	05186	\$1,690,458	\$1,384,946	\$305,512	\$207,239	67.8%	\$32,758	10.7%	\$0	0.0%	\$75,992	24.9%	\$108,751	35.6%
St. Paul North Ramsey 500 Lions Club	Roseville	01878	\$1,235,159	\$1,033,921	\$201,238	\$143,090	71.1%	\$27,438	13.6%	\$0	0.0%	\$36,198	18.0%	\$63,636	31.6%
St. Paul Park Newport Lions Club	Newport	01107	\$1,602,603	\$1,335,148	\$267,456	\$165,926	62.0%	\$58,112	21.7%	\$0	0.0%	\$51,676	19.3%	\$109,787	41.0%
St. Peter Red Men Club	St. Peter	00249	\$1,567,006	\$1,294,967	\$272,039	\$141,855	52.1%	\$61,314	22.5%	\$26,799	9.9%	\$52,376	19.3%	\$140,489	51.6%
St. Philip Church Litchfield	Litchfield	00809	\$410,749	\$317,693	\$93,056	\$44,925	48.3%	\$38,180	41.0%	\$0	0.0%	\$7,947	8.5%	\$46,127	49.6%
St. Rosa Jaycees	Freeport	00975	\$718,971	\$580,855	\$138,116	\$66,271	48.0%	\$41,793	30.3%	\$0	0.0%	\$10,327	7.5%	\$52,120	37.7%
St. Stanislaus Kostka Church Winona	Winona	01026	\$214,805	\$141,060	\$73,745	\$20,576	27.9%	\$45,300	61.4%	\$0	0.0%	\$7,131	9.7%	\$52,431	71.1%
St. Stephen Firefighters Relief Assoc	St. Stephen	00890	\$271,196	\$217,929	\$53,267	\$32,489	61.0%	\$18,350	34.4%	\$0	0.0%	\$5,751	10.8%	\$24,101	45.2%
St. Wendel Athletic Assoc	Avon	02780	\$80,708	\$62,725	\$17,983	\$7,147	39.7%	\$6,676	37.1%	\$0	0.0%	\$1,761	9.8%	\$8,438	46.9%
Stacy Lions Club	Stacy	01897	\$1,022,248	\$830,232	\$192,016	\$87,424	45.5%	\$69,845	36.4%	\$0	0.0%	\$40,348	21.0%	\$110,193	57.4%

FY2013 Lawful (Charitable) Gambling Report to Legislature - Alpha by Organization

Organization Name	City	License Number	Gross Receipts	Prizes	Net Receipts	ALLOWABLE EXPENSES				LAWFUL PURPOSE EXPENDITURES					
						TOTAL	%	Charitable	%	Other	%	Taxes/Fees	%	TOTAL	%
Stacy-Lent Fire Relief Assoc	Stacy	03573	\$1,587,043	\$1,352,830	\$234,213	\$108,054	46.1%	\$54,344	23.2%	\$0	0.0%	\$48,570	20.7%	\$102,914	43.9%
Staples Fire Dept Relief Assoc	Staples	77015	\$117,679	\$85,927	\$31,752	\$13,212	41.6%	\$3,101	9.8%	\$0	0.0%	\$3,357	10.6%	\$6,458	20.3%
Starbuck Jaycees	Starbuck	01315	\$1,123,785	\$962,541	\$161,244	\$76,432	47.4%	\$69,170	42.9%	\$0	0.0%	\$26,284	16.3%	\$95,454	59.2%
Steele County Snowmobile Trail Assoc	Blooming Prairie	04992	\$921,799	\$754,143	\$167,656	\$90,629	54.1%	\$8,223	4.9%	\$47,340	28.2%	\$15,533	9.3%	\$71,095	42.4%
Stephen Argyle Booster Club	Argyle	04654	\$487,042	\$412,299	\$74,743	\$33,321	44.6%	\$32,922	44.0%	\$0	0.0%	\$7,517	10.1%	\$40,440	54.1%
Stewart Lions Club	Stewart	02390	\$576,091	\$487,262	\$88,828	\$54,135	60.9%	\$27,581	31.0%	\$0	0.0%	\$7,020	7.9%	\$34,600	39.0%
Stewartville Fire Relief Assoc	Stewartville	04261	\$689,267	\$560,931	\$128,336	\$82,523	64.3%	\$27,779	21.6%	\$0	0.0%	\$14,303	11.1%	\$42,082	32.8%
Stockton Area Promotional Group	Stockton	00909	\$454,518	\$362,928	\$91,590	\$55,865	61.0%	\$19,633	21.4%	\$0	0.0%	\$7,748	8.5%	\$27,381	29.9%
Sturgeon Lake Lions Club	Sturgeon Lake	01888	\$385,683	\$312,638	\$73,045	\$40,148	55.0%	\$20,402	27.9%	\$0	0.0%	\$11,570	15.8%	\$31,972	43.8%
Swanville Lions Club	Swanville	02126	\$608,025	\$474,421	\$133,604	\$56,376	42.2%	\$70,570	52.8%	\$0	0.0%	\$11,489	8.6%	\$82,059	61.4%
Tamarack Sno Flyers Inc	Tamarack	07093	\$1,347,197	\$1,130,117	\$217,080	\$118,181	54.4%	\$62,746	28.9%	\$0	0.0%	\$30,426	14.0%	\$93,172	42.9%
Tapemark Charity Pro-Am Golf Tournament	West St. Paul	04888	\$3,853,300	\$2,927,509	\$925,791	\$706,907	76.4%	\$110,648	12.0%	\$0	0.0%	\$141,177	15.2%	\$251,825	27.2%
Tartan Area Youth Hockey Assoc	Oakdale	03397	\$3,918,595	\$3,239,524	\$679,071	\$303,092	44.6%	\$160,000	23.6%	\$0	0.0%	\$202,362	29.8%	\$362,362	53.4%
The Church of St. Lawrence of Duelm	Foley	01080	\$379,000	\$296,119	\$82,881	\$37,073	44.7%	\$38,560	46.5%	\$0	0.0%	\$6,169	7.4%	\$44,729	54.0%
The Columbia Club of Moorhead	Moorhead	00431	\$116,317	\$83,881	\$32,436	\$16,570	51.1%	\$8,594	26.5%	\$3,889	12.0%	\$3,380	10.4%	\$15,863	48.9%
The Crossing Arts Alliance	Brainerd	33604	\$524,071	\$410,929	\$113,142	\$63,490	56.1%	\$36,400	32.2%	\$0	0.0%	\$9,346	8.3%	\$45,746	40.4%
The Lions Club of Staples, Minnesota	Staples	01785	\$1,069,242	\$928,480	\$140,762	\$69,650	49.5%	\$54,515	38.7%	\$0	0.0%	\$16,949	12.0%	\$71,464	50.8%
The Oakdale Athletic Association	Oakdale	82019	\$1,225,482	\$986,923	\$238,559	\$165,800	69.5%	\$51,726	21.7%	\$0	0.0%	\$30,733	12.9%	\$82,458	34.6%
The Twin Cities Wrestling Club, Inc	Minneapolis	30866	\$2,077,722	\$1,638,096	\$439,626	\$225,626	51.3%	\$70,000	15.9%	\$0	0.0%	\$121,543	27.6%	\$191,543	43.6%
Thief River Falls Amateur Hockey Assoc	Thief River Falls	02008	\$2,437,758	\$2,044,309	\$393,449	\$174,279	44.3%	\$118,384	30.1%	\$0	0.0%	\$97,717	24.8%	\$216,101	54.9%
TMB Sports Club	Milroy	92328	\$58,162	\$45,685	\$12,477	\$5,242	42.0%	\$7,835	62.8%	\$0	0.0%	\$1,160	9.3%	\$8,995	72.1%
Todd Area Trail Assoc	Browerville	05048	\$662,590	\$543,070	\$119,520	\$86,388	72.3%	\$29,741	24.9%	\$250	0.2%	\$7,810	6.5%	\$37,801	31.6%
Tower Firemens Relief Assoc	Tower	02771	\$489,734	\$414,711	\$75,023	\$51,709	68.9%	\$16,326	21.8%	\$0	0.0%	\$6,742	9.0%	\$23,068	30.7%
Tri-Lakes Sportsmen's Club	Lonsdale	02251	\$1,143,963	\$941,657	\$202,306	\$122,888	60.7%	\$51,959	25.7%	\$0	0.0%	\$36,663	18.1%	\$88,622	43.8%
Truman Baseball/Softball Association Inc	Truman	05716	\$451,973	\$383,253	\$68,720	\$34,342	50.0%	\$38,081	55.4%	\$0	0.0%	\$4,912	7.1%	\$42,993	62.6%
Turn In Poachers Ottertail Chapter	Detroit Lakes	05574	\$3,852,706	\$3,204,449	\$648,256	\$392,079	60.5%	\$45,623	7.0%	\$0	0.0%	\$172,664	26.6%	\$218,287	33.7%
Two Harbors Youth Hockey Association	Two Harbors	05594	\$762,892	\$656,769	\$106,123	\$75,218	70.9%	\$21,231	20.0%	\$0	0.0%	\$10,953	10.3%	\$32,184	30.3%
Underwood Lions Club	Underwood	04646	\$292,760	\$237,086	\$55,674	\$28,407	51.0%	\$17,949	32.2%	\$500	0.9%	\$5,094	9.1%	\$23,542	42.3%
Union Center Inc	Albert Lea	00423	\$476,232	\$380,519	\$95,713	\$57,848	60.4%	\$15,823	16.5%	\$13,412	14.0%	\$10,155	10.6%	\$39,390	41.2%
United Arts of Central Minnesota	St. Cloud	02799	\$1,186,911	\$872,435	\$314,476	\$256,828	81.7%	\$80,000	25.4%	\$0	0.0%	\$32,117	10.2%	\$112,117	35.7%
Upper Red Lake Area Assoc	Waskish	02724	\$480,679	\$379,837	\$100,842	\$57,279	56.8%	\$38,234	37.9%	\$0	0.0%	\$9,415	9.3%	\$47,650	47.3%
Upsala Lions Club	Upsala	01811	\$478,404	\$394,023	\$84,381	\$42,148	49.9%	\$43,550	51.6%	\$0	0.0%	\$4,276	5.1%	\$47,825	56.7%

FY2013 Lawful (Charitable) Gambling Report to Legislature - Alpha by Organization

Organization Name	City	License Number	Gross Receipts	Prizes	Net Receipts	ALLOWABLE EXPENSES		LAWFUL PURPOSE EXPENDITURES							
						TOTAL	%	Charitable	%	Other	%	Taxes/Fees	%	TOTAL	%
Urbank Lions Club	Clitherall	01639	\$640,895	\$534,789	\$106,106	\$46,313	43.6%	\$49,671	46.8%	\$0	0.0%	\$10,400	9.8%	\$60,071	56.6%
Vadnais Heights Firefighters Relief Associator	Vadnais Heights	02440	\$5,167,245	\$4,483,909	\$683,337	\$348,734	51.0%	\$119,183	17.4%	\$0	0.0%	\$193,121	28.3%	\$312,304	45.7%
Vadnais Heights Lions Club	Vadnais Heights	00655	\$1,008,054	\$836,639	\$171,415	\$104,754	61.1%	\$39,876	23.3%	\$400	0.2%	\$24,254	14.1%	\$64,530	37.6%
Valley Crest Riders Snowmobile Club	Rushford	36149	\$306,604	\$244,003	\$62,601	\$32,483	51.9%	\$3,495	5.6%	\$28,111	44.9%	\$5,615	9.0%	\$37,222	59.5%
Verndale Lions Club	Verndale	01684	\$298,587	\$251,934	\$46,653	\$22,086	47.3%	\$23,731	50.9%	\$0	0.0%	\$4,134	8.9%	\$27,866	59.7%
Vernon Center Firemen's Relief Assoc	Vernon Center	02006	\$90,584	\$73,716	\$16,868	\$6,895	40.9%	\$7,500	44.5%	\$0	0.0%	\$1,769	10.5%	\$9,269	55.0%
Veseli Area Lions Club	Wheatland Twp	92581	\$665,752	\$545,480	\$120,272	\$56,459	46.9%	\$54,182	45.0%	\$500	0.4%	\$13,450	11.2%	\$68,132	56.6%
Veterans Club Inc	Onamia	00374	\$665,960	\$536,644	\$129,316	\$68,339	52.8%	\$30,293	23.4%	\$25,830	20.0%	\$13,807	10.7%	\$69,929	54.1%
VFW Post 10796 Ham Lake	Ham Lake	05861	\$652,880	\$531,294	\$121,586	\$77,082	63.4%	\$300	0.2%	\$42,439	34.9%	\$11,104	9.1%	\$53,843	44.3%
VFW Post 1112 Little Falls	Little Falls	00124	\$371,524	\$283,743	\$87,781	\$58,816	67.0%	\$28	0.0%	\$23,552	26.8%	\$3,956	4.5%	\$27,537	31.4%
VFW Post 1140 Long Prairie	Long Prairie	00535	\$252,580	\$188,860	\$63,721	\$37,517	58.9%	\$3,384	5.3%	\$20,958	32.9%	\$3,939	6.2%	\$28,281	44.4%
VFW Post 1210 Hastings	Hastings	00149	\$281,022	\$219,335	\$61,687	\$29,149	47.3%	\$19,998	32.4%	\$4,050	6.6%	\$8,839	14.3%	\$32,888	53.3%
VFW Post 1215 Rochester	Rochester	00405	\$1,767,986	\$1,426,904	\$341,082	\$181,945	53.3%	\$40,407	11.8%	\$21,814	6.4%	\$84,211	24.7%	\$146,431	42.9%
VFW Post 1216 Austin	Austin	00167	\$705,173	\$580,013	\$125,160	\$75,814	60.6%	\$21,287	17.0%	\$24,352	19.5%	\$14,087	11.3%	\$59,727	47.7%
VFW Post 1223	Dilworth	00021	\$1,848,586	\$1,504,879	\$343,707	\$211,891	61.6%	\$49,120	14.3%	\$39,292	11.4%	\$45,008	13.1%	\$133,419	38.8%
VFW Post 1287 Winona	Winona	00156	\$1,217,861	\$1,016,146	\$201,715	\$111,104	55.1%	\$10,337	5.1%	\$26,047	12.9%	\$38,939	19.3%	\$75,323	37.3%
VFW Post 1296 Bloomington	Bloomington	00150	\$1,842,544	\$1,537,807	\$304,737	\$151,193	49.6%	\$17,092	5.6%	\$56,152	18.4%	\$77,699	25.5%	\$150,943	49.5%
VFW Post 1350 North St. Paul	North St. Paul	00016	\$935,788	\$751,625	\$184,163	\$150,711	81.8%	\$9,350	5.1%	\$5,226	2.8%	\$20,405	11.1%	\$34,980	19.0%
VFW Post 1403 Benson	Benson	00377	\$1,068,885	\$908,492	\$160,393	\$76,600	47.8%	\$21,811	13.6%	\$24,197	15.1%	\$18,125	11.3%	\$64,133	40.0%
VFW Post 141 Kenyon	Kenyon	00019	\$209,750	\$164,418	\$45,332	\$20,770	45.8%	\$4,960	10.9%	\$15,292	33.7%	\$4,505	9.9%	\$24,757	54.6%
VFW Post 1562 Faribault	Faribault	00257	\$176,630	\$126,639	\$49,991	\$23,492	47.0%	\$2,639	5.3%	\$17,315	34.6%	\$4,202	8.4%	\$24,156	48.3%
VFW Post 1639 Willmar	Willmar	00061	\$1,260,494	\$1,051,616	\$208,878	\$98,572	47.2%	\$22,509	10.8%	\$49,769	23.8%	\$36,411	17.4%	\$108,689	52.0%
VFW Post 1642 Waseca	Waseca	00385	\$922,121	\$746,030	\$176,091	\$91,227	51.8%	\$16,896	9.6%	\$31,045	17.6%	\$22,699	12.9%	\$70,640	40.1%
VFW Post 1647 Brainerd	Brainerd	00475	\$855,789	\$705,510	\$150,279	\$57,518	38.3%	\$55,350	36.8%	\$16,296	10.8%	\$22,497	15.0%	\$94,143	62.6%
VFW Post 1656 Madison	Madison	00477	\$122,733	\$88,529	\$34,205	\$14,993	43.8%	\$3,709	10.8%	\$8,088	23.6%	\$2,517	7.4%	\$14,313	41.8%
VFW Post 1676 Detroit Lakes	Detroit Lakes	00008	\$912,550	\$766,794	\$145,756	\$103,348	70.9%	\$4,540	3.1%	\$31,849	21.9%	\$15,174	10.4%	\$51,563	35.4%
VFW Post 1720 Grand Rapids	Grand Rapids	00356	\$900,778	\$742,354	\$158,424	\$89,961	56.8%	\$14,901	9.4%	\$18,867	11.9%	\$20,779	13.1%	\$54,547	34.4%
VFW Post 1757 Cook	Cook	00390	\$332,297	\$262,305	\$69,992	\$29,413	42.0%	\$20,436	29.2%	\$14,851	21.2%	\$2,737	3.9%	\$38,024	54.3%
VFW Post 1778 Wells	Wells	00043	\$318,787	\$253,068	\$65,719	\$35,171	53.5%	\$17,351	26.4%	\$13,474	20.5%	\$8,129	12.4%	\$38,955	59.3%
VFW Post 1782 White Bear Lake	White Bear Lake	00394	\$1,564,424	\$1,255,870	\$308,554	\$163,071	52.9%	\$23,584	7.6%	\$55,188	17.9%	\$75,549	24.5%	\$154,321	50.0%
VFW Post 1783 Young America	Norwood Young An	00711	\$666,492	\$570,449	\$96,043	\$50,339	52.4%	\$42,134	43.9%	\$0	0.0%	\$6,699	7.0%	\$48,833	50.8%
VFW Post 1791 Chaska	Chaska	00319	\$1,676,412	\$1,425,848	\$250,564	\$121,021	48.3%	\$28,290	11.3%	\$46,787	18.7%	\$48,958	19.5%	\$124,035	49.5%

FY2013 Lawful (Charitable) Gambling Report to Legislature - Alpha by Organization

Organization Name	City	License Number	Gross Receipts	Prizes	Net Receipts	ALLOWABLE EXPENSES		LAWFUL PURPOSE EXPENDITURES							
						TOTAL	%	Charitable	%	Other	%	Taxes/Fees	%	TOTAL	%
VFW Post 1816 Garrison	Garrison	00205	\$1,199,517	\$995,438	\$204,079	\$116,651	57.2%	\$38,902	19.1%	\$20,114	9.9%	\$28,881	14.2%	\$87,897	43.1%
VFW Post 1825 Belgrade	Belgrade	00887	\$228,214	\$180,858	\$47,356	\$12,490	26.4%	\$2,963	6.3%	\$24,157	51.0%	\$4,469	9.4%	\$31,589	66.7%
VFW Post 1902 Crookston	Crookston	00057	\$2,156,815	\$1,860,159	\$296,656	\$180,084	60.7%	\$19,653	6.6%	\$19,724	6.6%	\$63,215	21.3%	\$102,593	34.6%
VFW Post 1914 St. James	St. James	00532	\$439,675	\$345,292	\$94,383	\$47,015	49.8%	\$16,798	17.8%	\$19,574	20.7%	\$10,167	10.8%	\$46,539	49.3%
VFW Post 210 Lakeville	Lakeville	00723	\$393,273	\$308,237	\$85,036	\$52,660	61.9%	\$1,861	2.2%	\$31,066	36.5%	\$6,226	7.3%	\$39,153	46.0%
VFW Post 230 Columbia Heights	Columbia Heights	00012	\$1,049,340	\$842,337	\$207,003	\$165,509	80.0%	\$11,716	5.7%	\$21,221	10.3%	\$50,058	24.2%	\$82,995	40.1%
VFW Post 246 Minneapolis	Minneapolis	00151	\$458,483	\$365,044	\$93,439	\$70,481	75.4%	\$11,000	11.8%	\$0	0.0%	\$18,692	20.0%	\$29,692	31.8%
VFW Post 2553 Redwood Falls	Redwood Falls	00024	\$276,909	\$223,986	\$52,923	\$29,376	55.5%	\$7,275	13.7%	\$19,472	36.8%	\$4,995	9.4%	\$31,742	60.0%
VFW Post 2717 Ely	Ely	00750	\$104,243	\$84,129	\$20,114	\$3,757	18.7%	\$2,150	10.7%	\$9,711	48.3%	-\$2,646	-13.2%	\$9,215	45.8%
VFW Post 2735 Isanti	Isanti	00291	\$1,026,757	\$873,380	\$153,377	\$83,033	54.1%	\$14,681	9.6%	\$21,100	13.8%	\$19,624	12.8%	\$55,405	36.1%
VFW Post 2793 Thief River Falls	Thief River Falls	00404	\$1,614,631	\$1,341,093	\$273,538	\$139,055	50.8%	\$23,981	8.8%	\$19,892	7.3%	\$46,715	17.1%	\$90,588	33.1%
VFW Post 2818 Litchfield	Litchfield	00165	\$579,579	\$455,528	\$124,051	\$43,004	34.7%	\$18,248	14.7%	\$46,822	37.7%	\$12,169	9.8%	\$77,239	62.3%
VFW Post 2948 International Falls	International Falls	00071	\$769,638	\$605,537	\$164,101	\$105,567	64.3%	\$15,121	9.2%	\$23,816	14.5%	\$20,666	12.6%	\$59,603	36.3%
VFW Post 295 South St. Paul	South St. Paul	00052	\$1,087,813	\$897,357	\$190,456	\$96,343	50.6%	\$35,346	18.6%	\$22,873	12.0%	\$30,180	15.8%	\$88,399	46.4%
VFW Post 2980 Ivanhoe	Ivanhoe	01633	\$93,043	\$73,139	\$19,904	\$13,047	65.6%	\$1,398	7.0%	\$5,465	27.5%	\$2,857	14.4%	\$9,721	48.8%
VFW Post 323 Aux Stillwater	Stillwater	92402	\$306,513	\$245,752	\$60,761	\$41,542	68.4%	\$16,931	27.9%	\$0	0.0%	\$7,184	11.8%	\$24,115	39.7%
VFW Post 3289 New York Mills	New York Mills	00401	\$779,871	\$636,147	\$143,724	\$82,819	57.6%	\$18,905	13.2%	\$21,835	15.2%	\$13,751	9.6%	\$54,491	37.9%
VFW Post 363 Fridley	Fridley	00552	\$1,102,861	\$917,151	\$185,710	\$123,771	66.6%	\$2,821	1.5%	\$37,108	20.0%	\$25,906	13.9%	\$65,835	35.5%
VFW Post 3723 Owatonna	Owatonna	00379	\$968,165	\$791,433	\$176,732	\$88,427	50.0%	\$33,740	19.1%	\$23,648	13.4%	\$30,266	17.1%	\$87,653	49.6%
VFW Post 380 Montevideo	Montevideo	00408	\$654,872	\$555,161	\$99,712	\$62,382	62.6%	\$15,068	15.1%	\$21,096	21.2%	\$6,955	7.0%	\$43,118	43.2%
VFW Post 3817 East Grand Forks	East Grand Forks	00523	\$2,346,431	\$1,943,720	\$402,711	\$201,881	50.1%	\$40,262	10.0%	\$64,905	16.1%	\$91,757	22.8%	\$196,925	48.9%
VFW Post 3828 Kennedy	Kennedy	00956	\$204,686	\$172,037	\$32,649	\$22,187	68.0%	\$2,150	6.6%	\$4,198	12.9%	\$3,091	9.5%	\$9,439	28.9%
VFW Post 3839 Jenkins	Pequot Lakes	02259	\$556,192	\$428,994	\$127,197	\$97,177	76.4%	\$14,776	11.6%	\$17,007	13.4%	\$9,047	7.1%	\$40,829	32.1%
VFW Post 3869 Northome	Northome	02147	\$1,258,677	\$1,011,147	\$247,529	\$143,002	57.8%	\$50,906	20.6%	\$1,081	0.4%	\$40,206	16.2%	\$92,193	37.2%
VFW Post 3915 Brooklyn Park	Brooklyn Park	00632	\$2,044,386	\$1,746,376	\$298,010	\$133,480	44.8%	\$6,435	2.2%	\$42,510	14.3%	\$68,362	22.9%	\$117,308	39.4%
VFW Post 3922 Wadena	Wadena	01724	\$1,079,208	\$886,052	\$193,156	\$89,145	46.2%	\$22,340	11.6%	\$14,078	7.3%	\$32,598	16.9%	\$69,016	35.7%
VFW Post 3964 Ortonville	Ortonville	03141	\$39,498	\$25,811	\$13,687	\$3,074	22.5%	\$0	0.0%	\$6,543	47.8%	\$1,036	7.6%	\$7,579	55.4%
VFW Post 3979 Cloquet	Cloquet	00422	\$623,613	\$529,081	\$94,532	\$45,445	48.1%	\$13,160	13.9%	\$15,907	16.8%	\$12,831	13.6%	\$41,898	44.3%
VFW Post 4046 Shakopee	Shakopee	00293	\$1,303,128	\$1,098,478	\$204,650	\$107,160	52.4%	\$2,728	1.3%	\$61,590	30.1%	\$35,564	17.4%	\$99,882	48.8%
VFW Post 4086 Wabasha	Wabasha	00369	\$693,649	\$552,032	\$141,617	\$76,987	54.4%	\$18,064	12.8%	\$19,409	13.7%	\$19,021	13.4%	\$56,494	39.9%
VFW Post 4114 Spring Valley	Spring Valley	00048	\$398,322	\$328,807	\$69,515	\$46,172	66.4%	\$8,564	12.3%	\$7,258	10.4%	\$6,858	9.9%	\$22,679	32.6%
VFW Post 4210 Forest Lake	Forest Lake	00272	\$1,116,518	\$860,044	\$256,474	\$145,366	56.7%	\$29,058	11.3%	\$55,208	21.5%	\$47,110	18.4%	\$131,376	51.2%

FY2013 Lawful (Charitable) Gambling Report to Legislature - Alpha by Organization

Organization Name	City	License Number	Gross		Net Receipts	ALLOWABLE EXPENSES				LAWFUL PURPOSE EXPENDITURES					
			Receipts	Prizes		TOTAL	%	Charitable	%	Other	%	Taxes/Fees	%	TOTAL	%
VFW Post 425 Hopkins	Hopkins	00185	\$3,227,332	\$2,748,689	\$478,643	\$193,244	40.4%	\$20,771	4.3%	\$62,357	13.0%	\$140,102	29.3%	\$223,229	46.6%
VFW Post 428 St. Cloud	St. Cloud	00813	\$441,887	\$331,584	\$110,303	\$39,089	35.4%	\$17,847	16.2%	\$40,012	36.3%	\$6,058	5.5%	\$63,917	57.9%
VFW Post 4393 Northfield	Northfield	00025	\$661,057	\$509,596	\$151,461	\$73,254	48.4%	\$41,112	27.1%	\$29,691	19.6%	\$14,157	9.3%	\$84,960	56.1%
VFW Post 4452 Cannon Falls	Cannon Falls	00020	\$162,577	\$117,598	\$44,979	\$15,415	34.3%	\$18,182	40.4%	\$14,696	32.7%	\$4,242	9.4%	\$37,119	82.5%
VFW Post 4582 Starbuck	Starbuck	00056	\$697,439	\$564,096	\$133,343	\$84,231	63.2%	\$14,375	10.8%	\$16,748	12.6%	\$10,791	8.1%	\$41,914	31.4%
VFW Post 4743 Lakefield	Lakefield	00059	\$42,282	\$31,075	\$11,207	\$8,613	76.9%	\$430	3.8%	\$2,231	19.9%	\$1,078	9.6%	\$3,739	33.4%
VFW Post 4847 East St. Cloud	St. Cloud	00454	\$1,083,484	\$798,841	\$284,643	\$112,241	39.4%	\$40,848	14.4%	\$68,006	23.9%	\$55,481	19.5%	\$164,335	57.7%
VFW Post 4930 Warroad	Warroad	05586	\$297,083	\$245,675	\$51,408	\$35,739	69.5%	\$14,134	27.5%	\$488	0.9%	\$4,131	8.0%	\$18,753	36.5%
VFW Post 494 Crystal	Crystal	00155	\$2,991,648	\$2,470,311	\$521,337	\$232,730	44.6%	\$56,177	10.8%	\$75,511	14.5%	\$137,498	26.4%	\$269,186	51.6%
VFW Post 4955 Appleton	Appleton	00098	\$487,812	\$403,099	\$84,713	\$35,059	41.4%	\$9,728	11.5%	\$18,224	21.5%	\$7,920	9.3%	\$35,872	42.3%
VFW Post 5102 Glencoe	Glencoe	00161	\$349,070	\$283,234	\$65,836	\$36,477	55.4%	\$10,735	16.3%	\$14,223	21.6%	\$5,606	8.5%	\$30,564	46.4%
VFW Post 5247 Dawson	Dawson	00973	\$96,866	\$68,565	\$28,301	\$18,124	64.0%	\$1,248	4.4%	\$10,343	36.5%	\$3,043	10.8%	\$14,634	51.7%
VFW Post 5252 Pelican Rapids	Pelican Rapids	02132	\$2,283,858	\$1,965,215	\$318,643	\$163,421	51.3%	\$17,938	5.6%	\$26,220	8.2%	\$68,153	21.4%	\$112,312	35.2%
VFW Post 5460 Watkins	Watkins	03052	\$381,377	\$305,033	\$76,344	\$45,723	59.9%	\$30,247	39.6%	\$1,677	2.2%	\$5,569	7.3%	\$37,493	49.1%
VFW Post 5462 Waconia	Waconia	00411	\$496,525	\$383,279	\$113,246	\$38,197	33.7%	\$17,695	15.6%	\$23,377	20.6%	\$15,863	14.0%	\$56,935	50.3%
VFW Post 5518 Elk River	Elk River	01667	\$1,836,080	\$1,558,469	\$277,611	\$137,339	49.5%	\$47,072	17.0%	\$0	0.0%	\$68,509	24.7%	\$115,581	41.6%
VFW Post 5555 Richfield	Richfield	00073	\$1,291,121	\$1,005,253	\$285,868	\$138,221	48.4%	\$8,437	3.0%	\$72,498	25.4%	\$76,447	26.7%	\$157,381	55.1%
VFW Post 5727 Zumbrota	Zumbrota	00018	\$396,020	\$303,315	\$92,705	\$31,224	33.7%	\$6,940	7.5%	\$37,789	40.8%	\$5,622	6.1%	\$50,350	54.3%
VFW Post 6031 Arlington	Arlington	00544	\$344,355	\$270,994	\$73,362	\$29,204	39.8%	\$34,110	46.5%	\$2,075	2.8%	\$6,188	8.4%	\$42,372	57.8%
VFW Post 612 Fergus Falls	Fergus Falls	00162	\$1,316,992	\$1,011,320	\$305,672	\$195,217	63.9%	\$38,569	12.6%	\$35,293	11.5%	\$36,674	12.0%	\$110,536	36.2%
VFW Post 6206 Menahga	Menahga	00132	\$389,615	\$309,391	\$80,224	\$45,826	57.1%	\$9,808	12.2%	\$14,657	18.3%	\$7,082	8.8%	\$31,547	39.3%
VFW Post 6208 Prior Lake	Prior Lake	00295	\$460,634	\$330,189	\$130,445	\$45,596	35.0%	\$11,148	8.5%	\$58,520	44.9%	\$9,655	7.4%	\$79,322	60.8%
VFW Post 6316 Blaine	Blaine	01298	\$1,729,034	\$1,399,408	\$329,627	\$145,030	44.0%	\$4,917	1.5%	\$76,161	23.1%	\$84,376	25.6%	\$165,455	50.2%
VFW Post 6587 Spring Lake Park	Spring Lake Park	00027	\$641,948	\$519,741	\$122,207	\$84,289	69.0%	\$8,148	6.7%	\$17,803	14.6%	\$13,085	10.7%	\$39,036	31.9%
VFW Post 6690 Mendota	Mendota	00629	\$816,069	\$687,558	\$128,511	\$80,541	62.7%	\$1,183	0.9%	\$24,032	18.7%	\$22,026	17.1%	\$47,241	36.8%
VFW Post 6992 Sauk Rapids	Sauk Rapids	00424	\$553,946	\$425,201	\$128,744	\$70,690	54.9%	\$29,201	22.7%	\$22,858	17.8%	\$11,827	9.2%	\$63,886	49.6%
VFW Post 7050 Melrose	Melrose	00297	\$191,980	\$156,048	\$35,932	\$17,423	48.5%	\$5,365	14.9%	\$0	0.0%	\$3,384	9.4%	\$8,749	24.3%
VFW Post 7051 Golden Valley	Golden Valley	00159	\$2,643,467	\$2,245,441	\$398,026	\$187,910	47.2%	\$31,462	7.9%	\$85,663	21.5%	\$90,266	22.7%	\$207,391	52.1%
VFW Post 723 Baudette	Baudette	00482	\$370,686	\$317,841	\$52,845	\$17,281	32.7%	\$5,868	11.1%	\$17,020	32.2%	\$3,736	7.1%	\$26,624	50.4%
VFW Post 7266 New Auburn	New Auburn	00521	\$234,775	\$171,523	\$63,252	\$41,472	65.6%	\$29,030	45.9%	\$2,802	4.4%	\$664	1.1%	\$32,496	51.4%
VFW Post 742	Marshall	01204	\$643,911	\$525,495	\$118,416	\$60,632	51.2%	\$19,231	16.2%	\$1,200	1.0%	\$18,982	16.0%	\$39,413	33.3%
VFW Post 7555 Roseville	Roseville	00017	\$1,348,197	\$1,107,771	\$240,426	\$106,000	44.1%	\$17,232	7.2%	\$61,030	25.4%	\$56,962	23.7%	\$135,224	56.2%

FY2013 Lawful (Charitable) Gambling Report to Legislature - Alpha by Organization

Organization Name	City	License Number	Gross Receipts	Prizes	Net Receipts	ALLOWABLE EXPENSES		LAWFUL PURPOSE EXPENDITURES							
						TOTAL	%	Charitable	%	Other	%	Taxes/Fees	%	TOTAL	%
VFW Post 7557 Ada	Ada	00402	\$135,191	\$107,623	\$27,568	\$13,914	50.5%	\$598	2.2%	\$14,451	52.4%	\$3,002	10.9%	\$18,052	65.5%
VFW Post 7662 Farmington	Farmington	00053	\$343,585	\$284,778	\$58,807	\$35,346	60.1%	\$9,663	16.4%	\$15,529	26.4%	\$5,251	8.9%	\$30,444	51.8%
VFW Post 7902 Osakis	Osakis	00375	\$1,684,573	\$1,427,386	\$257,187	\$135,059	52.5%	\$19,216	7.5%	\$31,103	12.1%	\$41,212	16.0%	\$91,531	35.6%
VFW Post 8144 Hoyt Lakes	Hoyt Lakes	00388	\$152,068	\$134,121	\$17,947	\$15,256	85.0%	\$793	4.4%	\$11,120	62.0%	\$2,411	13.4%	\$14,324	79.8%
VFW Post 8508 Akeley	Akeley	01308	\$341,517	\$270,779	\$70,738	\$30,542	43.2%	\$4,132	5.8%	\$17,940	25.4%	\$6,789	9.6%	\$28,861	40.8%
VFW Post 8510 Aux Hibbing	Hibbing	02595	\$1,010,924	\$832,791	\$178,133	\$129,148	72.5%	\$18,746	10.5%	\$0	0.0%	\$27,852	15.6%	\$46,598	26.2%
VFW Post 8663 Roseau	Roseau	00014	\$561,671	\$430,183	\$131,488	\$66,591	50.6%	\$21,306	16.2%	\$15,032	11.4%	\$16,893	12.8%	\$53,231	40.5%
VFW Post 8729 Lake City	Lake City	00204	\$418,623	\$339,589	\$79,034	\$33,387	42.2%	\$3,664	4.6%	\$28,642	36.2%	\$6,893	8.7%	\$39,199	49.6%
VFW Post 8731 Monticello	Monticello	00357	\$2,202,605	\$1,872,852	\$329,753	\$157,482	47.8%	\$28,122	8.5%	\$54,631	16.6%	\$72,785	22.1%	\$155,538	47.2%
VFW Post 8752 Cottage Grove	Cottage Grove	00158	\$848,663	\$724,608	\$124,055	\$62,283	50.2%	\$16,189	13.0%	\$26,728	21.5%	\$17,189	13.9%	\$60,105	48.5%
VFW Post 906 Hutchinson	Hutchinson	00125	\$1,201,031	\$957,075	\$243,956	\$127,716	52.4%	\$15,085	6.2%	\$66,295	27.2%	\$33,708	13.8%	\$115,088	47.2%
VFW Post 9073 Randall	Randall	00166	\$333,452	\$269,146	\$64,306	\$30,858	48.0%	\$22,210	34.5%	\$8,892	13.8%	\$6,958	10.8%	\$38,059	59.2%
VFW Post 936 Alexandria	Alexandria	00042	\$1,766,464	\$1,496,284	\$270,180	\$115,269	42.7%	\$52,660	19.5%	\$31,351	11.6%	\$54,899	20.3%	\$138,910	51.4%
VFW Post 9433 Rosemount	Rosemount	00187	\$766,916	\$652,093	\$114,823	\$57,997	50.5%	\$11,100	9.7%	\$21,932	19.1%	\$15,175	13.2%	\$48,206	42.0%
VFW Post 9625 Coon Rapids	Coon Rapids	00009	\$1,496,818	\$1,278,960	\$217,858	\$138,139	63.4%	\$8,111	3.7%	\$39,620	18.2%	\$40,864	18.8%	\$88,595	40.7%
VFW Post 9641 Littlefork	Littlefork	00072	\$139,084	\$106,148	\$32,936	\$7,615	23.1%	\$15,722	47.7%	\$7,908	24.0%	\$3,924	11.9%	\$27,554	83.7%
VFW Post 9713 Mankato	Mankato	00038	\$665,102	\$558,450	\$106,652	\$30,060	28.2%	\$8,745	8.2%	\$38,068	35.7%	\$11,456	10.7%	\$58,269	54.6%
Vietnam Veterans of America Chapter 639 Soi	South St. Paul	05497	\$426,299	\$354,115	\$72,184	\$43,680	60.5%	\$22,999	31.9%	\$0	0.0%	\$5,722	7.9%	\$28,722	39.8%
Village of Franklin Firemen's Relief	Franklin	04852	\$111,290	\$91,699	\$19,591	\$11,525	58.8%	\$6,450	32.9%	\$0	0.0%	\$1,529	7.8%	\$7,979	40.7%
Villard Fire Dept Relief Assoc	Villard	02260	\$413,212	\$331,225	\$81,987	\$45,916	56.0%	\$27,300	33.3%	\$0	0.0%	\$6,513	7.9%	\$33,813	41.2%
Voyageur Trail Society	Crane Lake	04453	\$717,708	\$589,150	\$128,558	\$87,042	67.7%	\$28,000	21.8%	\$0	0.0%	\$14,091	11.0%	\$42,091	32.7%
Wabasha Fire Relief	Wabasha	04243	\$92,812	\$67,663	\$25,149	\$11,596	46.1%	\$8,453	33.6%	\$0	0.0%	\$2,420	9.6%	\$10,874	43.2%
Wabasso Lions Club	Wabasso	02013	\$74,548	\$54,607	\$19,941	\$8,286	41.6%	\$11,960	60.0%	\$0	0.0%	\$2,165	10.9%	\$14,125	70.8%
Waconia Fire Dept Relief Assoc	Waconia	02775	\$289,109	\$234,218	\$54,891	\$37,409	68.2%	\$21,421	39.0%	\$0	0.0%	\$2,505	4.6%	\$23,926	43.6%
Waldorf Firemen's Relief Assoc	Waldorf	02321	\$200,327	\$158,844	\$41,483	\$22,132	53.4%	\$12,500	30.1%	\$0	0.0%	\$3,278	7.9%	\$15,778	38.0%
Wanamingo Firefighters Relief Assoc	Wanamingo	05278	\$100,407	\$80,900	\$19,507	\$10,111	51.8%	\$10,000	51.3%	\$0	0.0%	\$1,705	8.7%	\$11,705	60.0%
Wanda Fire Dept Relief Assoc	Sanborn	02748	\$24,999	\$19,201	\$5,798	\$2,175	37.5%	\$0	0.0%	\$0	0.0%	\$797	13.7%	\$797	13.7%
Warren Pony Sports Booster Club	Warren	02599	\$1,167,830	\$980,561	\$187,269	\$89,918	48.0%	\$64,500	34.4%	\$750	0.4%	\$28,892	15.4%	\$94,142	50.3%
Warrior Coaches Association Inc	Warroad	33372	\$103,519	\$83,842	\$19,677	\$12,499	63.5%	\$5,158	26.2%	\$0	0.0%	\$2,080	10.6%	\$7,238	36.8%
Warroad Area Community Center	Warroad	02889	\$228,536	\$185,032	\$43,504	\$17,306	39.8%	\$14,200	32.6%	\$0	0.0%	\$3,370	7.7%	\$17,570	40.4%
Waseca Hockey Association	Waseca	02258	\$1,660,326	\$1,332,747	\$327,579	\$179,502	54.8%	\$67,575	20.6%	\$0	0.0%	\$63,334	19.3%	\$130,909	40.0%
Waseca Sleigh And Cutter Festival Associatio	Waseca	33569	\$206,303	\$161,920	\$44,384	\$26,903	60.6%	\$16,117	36.3%	\$0	0.0%	\$2,130	4.8%	\$18,247	41.1%

FY2013 Lawful (Charitable) Gambling Report to Legislature - Alpha by Organization

Organization Name	City	License Number	Gross Receipts	Prizes	Net Receipts	ALLOWABLE EXPENSES		LAWFUL PURPOSE EXPENDITURES							
						TOTAL	%	Charitable	%	Other	%	Taxes/Fees	%	TOTAL	%
Washburn Amateur Hockey Assoc	Minneapolis	02994	\$2,782,508	\$2,170,634	\$611,874	\$342,970	56.1%	\$88,110	14.4%	\$0	0.0%	\$179,543	29.3%	\$267,653	43.7%
Waterford Warriors Snowmobile Club	Northfield	04987	\$648,094	\$547,342	\$100,752	\$64,644	64.2%	\$20,912	20.8%	\$400	0.4%	\$9,835	9.8%	\$31,147	30.9%
Watertown Lions Club	Watertown	01473	\$733,717	\$611,770	\$121,947	\$53,778	44.1%	\$54,665	44.8%	\$0	0.0%	\$12,556	10.3%	\$67,221	55.1%
Waterville Lions Club	Waterville	02108	\$988,107	\$781,217	\$206,890	\$103,983	50.3%	\$70,404	34.0%	\$0	0.0%	\$31,536	15.2%	\$101,940	49.3%
Watkins Baseball Club	Watkins	47010	\$106,150	\$79,959	\$26,191	\$8,078	30.8%	\$0	0.0%	\$6,712	25.6%	\$2,916	11.1%	\$9,628	36.8%
Watkins Lions Club	Watkins	01608	\$293,098	\$240,800	\$52,298	\$28,348	54.2%	\$21,980	42.0%	\$0	0.0%	\$4,955	9.5%	\$26,935	51.5%
Waverly Lions Club	Waverly	02508	\$540,244	\$445,673	\$94,571	\$49,087	51.9%	\$20,940	22.1%	\$100	0.1%	\$13,571	14.3%	\$34,611	36.6%
Wayzata Lions Club	Wayzata	02789	\$2,262,787	\$1,935,496	\$327,291	\$156,445	47.8%	\$86,550	26.4%	\$0	0.0%	\$80,087	24.5%	\$166,637	50.9%
Webster Sports & Recreation Association	Webster	01797	\$36,747	\$26,015	\$10,732	\$6,795	63.3%	\$2,833	26.4%	\$0	0.0%	\$771	7.2%	\$3,603	33.6%
Wells Creek Riders Snowmobile Club	Lake City	05333	\$104,644	\$78,020	\$26,624	\$14,930	56.1%	\$4,688	17.6%	\$0	0.0%	\$2,834	10.6%	\$7,522	28.3%
Wells Lions Club	Wells	00727	\$158,343	\$123,073	\$35,270	\$23,789	67.4%	\$8,139	23.1%	\$0	0.0%	\$2,821	8.0%	\$10,959	31.1%
West Central Trailblazers Snowmobile Assoc	Morris	05619	\$139,867	\$111,606	\$28,261	\$18,126	64.1%	\$7,930	28.1%	\$0	0.0%	\$416	1.5%	\$8,346	29.5%
West Concord Historical Society	West Concord	05622	\$119,706	\$94,950	\$24,756	\$7,076	28.6%	\$14,000	56.6%	\$0	0.0%	\$2,912	11.8%	\$16,912	68.3%
West Metro Fire Rescue District Firefighters Rl Crystal		03272	\$1,336,947	\$1,043,378	\$293,569	\$171,106	58.3%	\$65,400	22.3%	\$0	0.0%	\$53,961	18.4%	\$119,361	40.7%
West St. Paul Commercial Club	West St. Paul	01042	\$3,758,785	\$3,100,289	\$658,496	\$336,496	51.1%	\$52,536	8.0%	\$24,493	3.7%	\$205,028	31.1%	\$282,057	42.8%
Westbrook Fire Relief Assoc	Westbrook	03444	\$200,489	\$161,362	\$39,127	\$23,187	59.3%	\$12,700	32.5%	\$0	0.0%	\$3,195	8.2%	\$15,895	40.6%
Wheaton Fire Dept Relief Assoc	Wheaton	01610	\$103,325	\$79,845	\$23,480	\$14,209	60.5%	\$15,615	66.5%	\$0	0.0%	\$2,705	11.5%	\$18,320	78.0%
White Bear Avenue Business Association	North St. Paul	04785	\$1,964,037	\$1,677,954	\$286,083	\$160,612	56.1%	\$29,275	10.2%	\$0	0.0%	\$66,103	23.1%	\$95,378	33.3%
White Bear Lake Area Hockey Assoc	White Bear Lake	03111	\$4,560,000	\$3,767,155	\$792,845	\$450,250	56.8%	\$86,812	10.9%	\$0	0.0%	\$236,324	29.8%	\$323,135	40.8%
White Bear Lake Basketball Assoc	White Bear Lake	04934	\$233,097	\$179,803	\$53,294	\$43,746	82.1%	\$22,200	41.7%	\$0	0.0%	\$3,920	7.4%	\$26,120	49.0%
White Bear Lake Lions Club	White Bear Lake	02378	\$2,554,517	\$2,133,925	\$420,592	\$236,383	56.2%	\$39,000	9.3%	\$0	0.0%	\$111,334	26.5%	\$150,334	35.7%
Whitewater Trailblazers Snowmobile Club	St. Charles	05041	\$131,291	\$100,026	\$31,266	\$16,965	54.3%	\$4,998	16.0%	\$6,827	21.8%	\$3,013	9.6%	\$14,838	47.5%
Wildwood Lions Club	White Bear Lake	36196	\$1,768,268	\$1,440,549	\$327,719	\$175,694	53.6%	\$48,419	14.9%	\$0	0.0%	\$83,880	25.6%	\$132,299	40.4%
Willow River Commercial Club	Willow River	02353	\$238,478	\$201,423	\$37,055	\$23,699	64.0%	\$12,205	32.9%	\$325	0.9%	\$3,349	9.0%	\$15,879	42.9%
Winsted Volunteer Fire Dept Relief Assoc	Winsted	03088	\$1,025,800	\$846,876	\$178,925	\$95,976	53.6%	\$45,203	25.3%	\$0	0.0%	\$24,777	13.8%	\$69,980	39.1%
Winthrop Honor Guard	Winthrop	36034	\$211,470	\$166,446	\$45,024	\$27,349	60.7%	\$9,929	22.1%	\$0	0.0%	\$4,551	10.1%	\$14,480	32.2%
Wolf Lake Lions Club	Wolf Lake	01807	\$456,355	\$365,714	\$90,641	\$60,214	66.4%	\$22,270	24.6%	\$0	0.0%	\$6,090	6.7%	\$28,360	31.3%
Wolf Lake Wolf Pack Baseball Inc	Menahga	02516	\$876,762	\$718,073	\$158,689	\$82,144	51.8%	\$28,256	17.8%	\$0	0.0%	\$22,586	14.2%	\$50,843	32.0%
Wood City Riders Snowmobile Club	Cloquet	05353	\$505,550	\$416,169	\$89,381	\$44,182	49.4%	\$34,518	38.6%	\$0	0.0%	\$8,693	9.7%	\$43,211	48.3%
Woodbury Area Hockey Club	Woodbury	03029	\$1,176,705	\$909,283	\$267,422	\$114,214	42.7%	\$107,474	40.2%	\$0	0.0%	\$46,352	17.3%	\$153,826	57.5%
Woodbury Athletic Assoc	Woodbury	02274	\$2,286,157	\$1,874,859	\$411,298	\$208,879	50.8%	\$65,520	15.9%	\$0	0.0%	\$98,428	23.9%	\$163,948	39.9%
Worthington Hockey Assoc	Reading	03054	\$241,131	\$162,225	\$78,906	\$22,663	28.7%	\$57,331	72.7%	\$0	0.0%	\$8,141	10.3%	\$65,472	83.0%

FY2013 Lawful (Charitable) Gambling Report to Legislature - Alpha by Organization

Organization Name	City	License Number	Gross Receipts	Prizes	Net Receipts	ALLOWABLE EXPENSES		LAWFUL PURPOSE EXPENDITURES							
						TOTAL	%	Charitable	%	Other	%	Taxes/Fees	%	TOTAL	%
Worthington Optimist Club	Worthington	02207	\$629,499	\$508,925	\$120,574	\$64,717	53.7%	\$40,342	33.5%	\$0	0.0%	\$15,299	12.7%	\$55,642	46.1%
Zimmerman Fire Department Relief Assoc	Zimmerman	02221	\$3,738,762	\$3,135,959	\$602,803	\$317,743	52.7%	\$118,400	19.6%	\$2,000	0.3%	\$159,913	26.5%	\$280,313	46.5%
Zumbro Falls Fire Dept Relief Assoc	Zumbro Falls	02850	\$254,654	\$196,429	\$58,225	\$37,458	64.3%	\$10,300	17.7%	\$2,663	4.6%	\$5,842	10.0%	\$18,805	32.3%
Zumbrota Vol Fire Dept Relief Assoc	Zumbrota	03075	\$258,974	\$198,600	\$60,374	\$42,405	70.2%	\$13,000	21.5%	\$0	0.0%	\$5,530	9.2%	\$18,530	30.7%
TOTALS			\$1,141,505,572	\$939,776,592	\$201,728,980	\$106,041,033	52.6%	\$41,191,761	20.4%	\$9,671,430	4.8%	\$39,646,084	19.7%	\$90,509,276	44.9%