



Revised February 2015



# Minnesota State Grant End-of-Year Statistics Fiscal Year 2011



## Author

### **Meredith Fergus**

Policy Analyst

Tel: 651-259-3963

Meredith.Fergus@state.mn.us

## About the Minnesota Office of Higher Education

The Minnesota Office of Higher Education is a cabinet-level state agency providing students with financial aid programs and information to help them gain access to post-secondary education. The agency serves as the state's clearinghouse for data, research and analysis on post-secondary enrollment, financial aid, finance and trends.

The Minnesota State Grant Program, which is administered by the agency, is a need-based tuition assistance program for Minnesota students. The agency oversees tuition reciprocity programs, a student loan program, Minnesota's 529 College Savings Program, licensing and an early awareness outreach initiative for youth. Through collaboration with systems and institutions, the agency assists in the development of the state's education technology infrastructure and shared library resources.

### **Minnesota Office of Higher Education**

1450 Energy Park Drive, Suite 350  
St. Paul, MN 55108-5227

Tel: 651.642.0567 or 800.657.3866

TTY Relay: 800.627.3529

Fax: 651.642.0675

E-mail: [info@ohe.state.mn.us](mailto:info@ohe.state.mn.us)

[www.getreadyforcollege.org](http://www.getreadyforcollege.org)

[www.ohe.state.mn.us](http://www.ohe.state.mn.us)



MINNESOTA  
OFFICE OF  
HIGHER  
EDUCATION

*reach higher*

# Table of Contents

---

|  |    |
|--|----|
| Table of Contents .....  | 3  |
| Introduction.....  | 5  |
| Fiscal Year 2011 Applicants.....   | 7  |
| Fiscal Year 2011 Recipients .....  | 8  |
| Postsecondary Institution Choice.....  | 10 |
| Family Circumstances.....  | 12 |
| Registration Load.....   | 13 |
| Income Changes among Applicants.....   | 17 |
| Federal Pell Grants.....   | 18 |
| Additional Tables.....   | 20 |
| Number of Recipients, Combined Pell and State Grant Awarded and State Grant Amount Awarded<br>by Family Type, Registration Load, Institution Type, and Family Adjusted Gross Income..... | 20 |
| Number of Recipients and Amount Awarded by Institution .....   | 32 |



# Introduction

---

The Minnesota State Grant program is a need-based financial aid program created to assist Minnesota resident undergraduates attending public and private postsecondary institutions in Minnesota. The program was first established in 1969 and in Fiscal Year 2011 awarded approximately \$120 million in gift aid to approximately 89,000 students. The program is designed to complement the Federal Pell Grant program and provide choice and access to undergraduate students to attend the postsecondary institutions that best meet their needs.

Since 1983, Minnesota State Grant policy has been based on the Design for Shared Responsibility model. This model was initially built on the work of the Carnegie Commission on Policy Studies in Higher Education. The goal of the program is established in Minnesota Statute 136A.095:

*The legislature finds and declares that the identification of men and women of the state who are economically disadvantaged and the encouragement of their educational development in eligible institutions of their choosing are in the best interests of the state and of the students.*

This policy statement guides Minnesota policymakers in responding to changes in tuition and fees and living expenses faced by students. State Grant policy distributes the price of postsecondary education based on family income and attendance choices among students, families, and taxpayers.

This report contains data on the number and dollar amounts of Minnesota State Grants received by Minnesota undergraduate students for Fiscal Year 2011 (July 1, 2010 to June 30, 2011). Minnesota State Grants are coordinated with federal Pell Grants, therefore the tables and graphs include combined federal Pell and State Grant awards received by State Grant recipients. Data are reported by the adjusted gross income of the student's family. The report also includes information on three categories of student characteristics that affect State Grant awards: family circumstances, institution choice and registration load. All tables and charts in this report show family adjusted gross income of Minnesota State Grant recipients as reported on federal individual income tax shown on the FAFSA. For dependent students, the parents' adjusted gross income was used; for independent students, the students', and spouses' if married, adjusted gross incomes were used.

In May 2009 the Legislature established appropriations for the State Grant program of \$144.14 million each year for Fiscal Years 2010 and 2011. The state received additional resources for the program through the federal Leveraging Educational Assistance Program (LEAP) and Special Leveraging Educational Assistance Program (SLEAP) programs of approximately \$1.3 million each Fiscal Year. Total resources for the Minnesota State Grant program were \$145 million each Fiscal Year. As program demand for Fiscal Year 2010 (\$168.9 million) exceeded available resources (\$145 million), the Office transferred funds from Fiscal Year 2011 to Fiscal Year 2010 to cover the difference as authorized in law. The State Grant spending for Fiscal Year 2010 was \$168.9 million compared to base resources of \$145 million. The higher than anticipated growth in demand for program grants was due to an increase in financial aid applications and enrollment as well as significant changes to the federal needs analysis formula. While applications and eligibility were anticipated to increase due to a stressed economy, the actual application volume increase was higher than expected.

Available appropriations for Fiscal Year 2011 totaled approximately \$120 million, a reduction of 17%; or \$24 million as compared to annual appropriations. In the absence of legislative action, the Minnesota

Office of Higher Education was authorized to reduce State Grant awards for Fiscal Year 2011 using the two procedures outlined in Minnesota statutes to bring projected spending within state appropriations. Both procedures are outlined below.

**Rationing**

*136A.121 Subd. 7. Insufficient appropriation. If the amount appropriated is determined by the office to be insufficient to make full awards to applicants under subdivision 5, awards must be reduced by:*

- (1) adding a surcharge to the applicant's assigned family responsibility, as defined in section 136A.101, subdivision 5a; and*
- (2) a percentage increase in the applicant's assigned student responsibility, as defined in subdivision 5.*

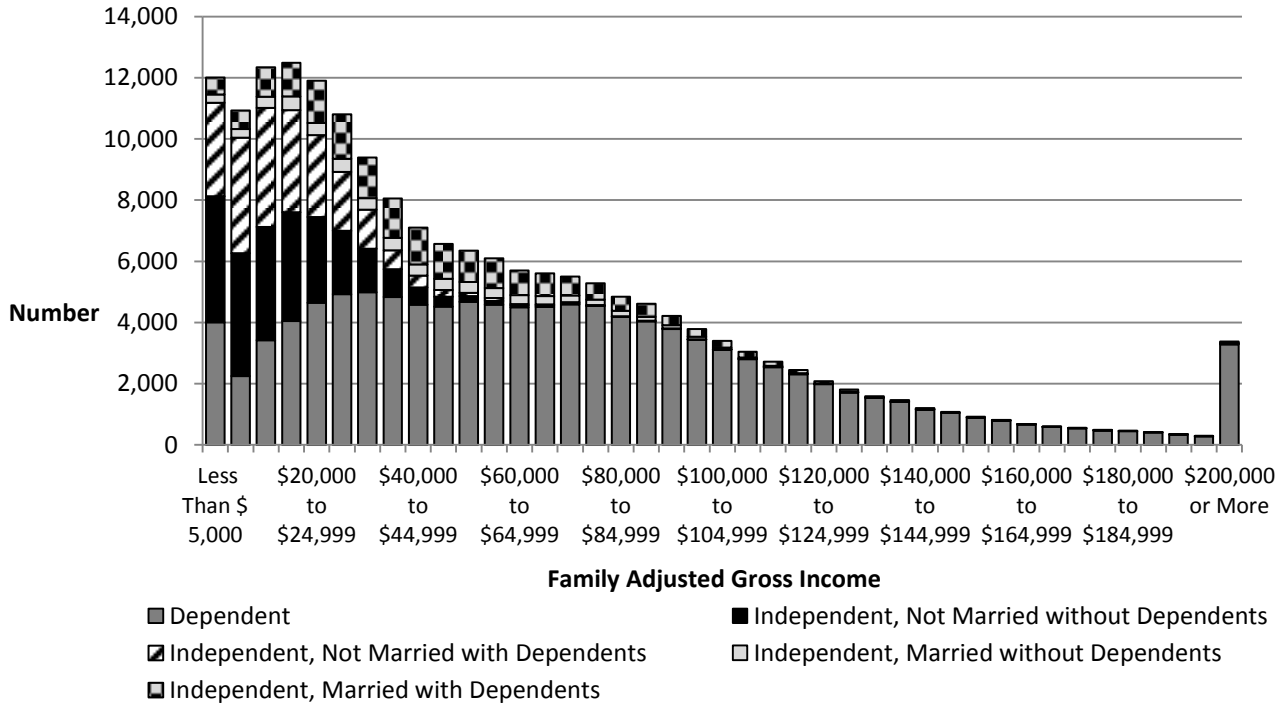
*The reduction under clauses (1) and (2) must be equal dollar amounts.*

To achieve a reduction in program spending for Fiscal Year 2011, a surcharge to the assigned family responsibility of 20% was added, and the assigned student responsibility was increased by 2.20% (or Assigned Student Responsibility of 48.20%). This reduced the total Minnesota State Grant Fiscal Year 2011 spending to approximately \$114 million as compared to base resources of \$120 million and provided for a \$6 million reserve should program demand again surpass estimates. As projected spending for the year did not exceed available funds, the reserve amount was distributed to students via an increase to the Living and Miscellaneous Expense allowance (LME) as directed by Minnesota session law. The agency authorized a \$274 increase in the LME for winter, spring and summer II terms in November 2010. The agency authorized a second LME increase of \$2,600 for summer II terms in May 2011. Final State Grant spending for Fiscal Year 2011 was \$119.89 million.

The data in this report are based on State Grant research data as of December 12, 2011. The totals may differ slightly from other documents published by the Minnesota Office of Higher Education, which could be the result of adjustments made before or after this date.

# Fiscal Year 2011 Applicants

**Figure 1**  
**Minnesota Undergraduate FAFSA Filers**  
**Applying for a Minnesota State Grant**  
**by Income and Family Type, Award Year 2010-2011**

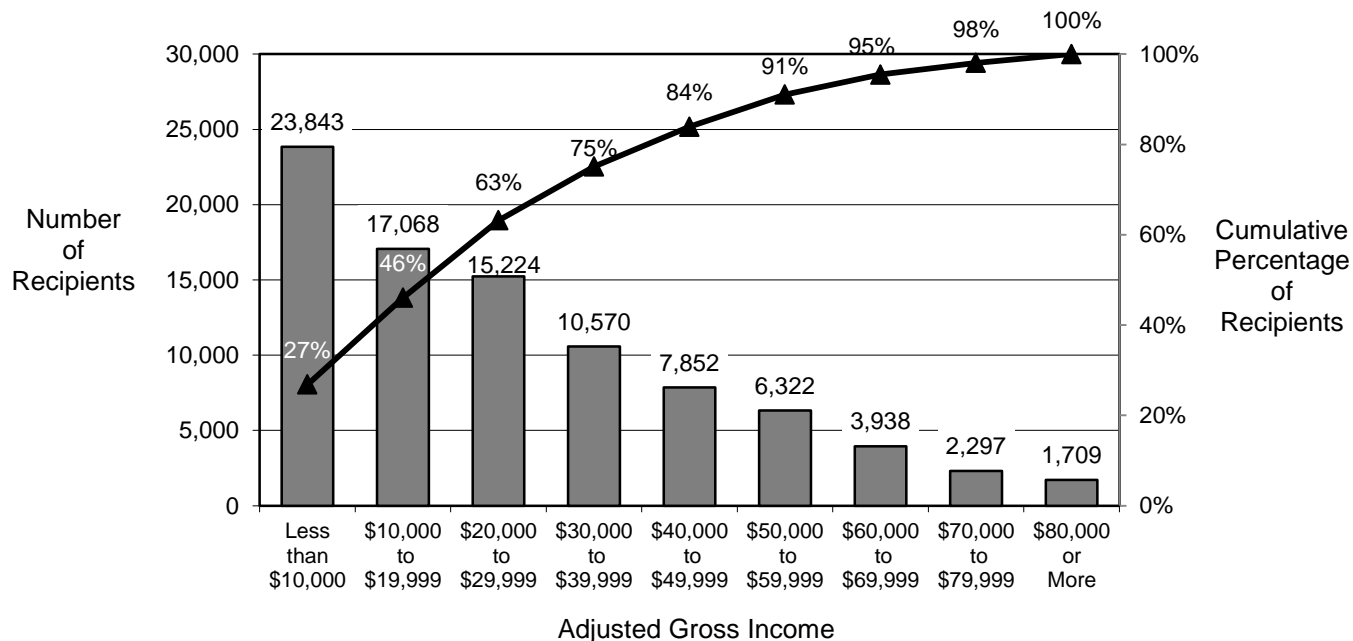


Students applying for financial aid complete a Free Application for Federal Student Aid (FAFSA). The FAFSA asks students and their parents to supply information regarding wages, income, assets and household composition. This information is used as part of a federal need analysis formula called Federal Methodology that determines the student’s and parents’ financial resources expected to be contributed toward college costs. The formula calculates an expected Parent Contribution (PC), an expected Student Contribution (SC), and an Expected Family Contribution (EFC) which are used to determine the student’s eligibility for federal student aid and, in Minnesota, the student’s eligibility for the Minnesota State Grant program.

For Fiscal Year 2011 (academic year 2010-2011), 196,217 students completed the FAFSA and met eligibility requirements (e.g. state residency) for a Minnesota State Grant. As compared to the prior year, total applications declined by two percent. Sixty percent of applicants were dependent students with family adjusted gross incomes ranging from \$0 to \$200,000 or more as shown in Figure 1. The remaining 40 percent of applicants were independent students. Independent students display a smaller range of family adjusted gross incomes (\$0 to \$100,000).

# Fiscal Year 2011 Recipients

**Figure 2**  
**Number and Cumulative Percentage**  
**of Minnesota State Grant Recipients, Fiscal Year 2011**



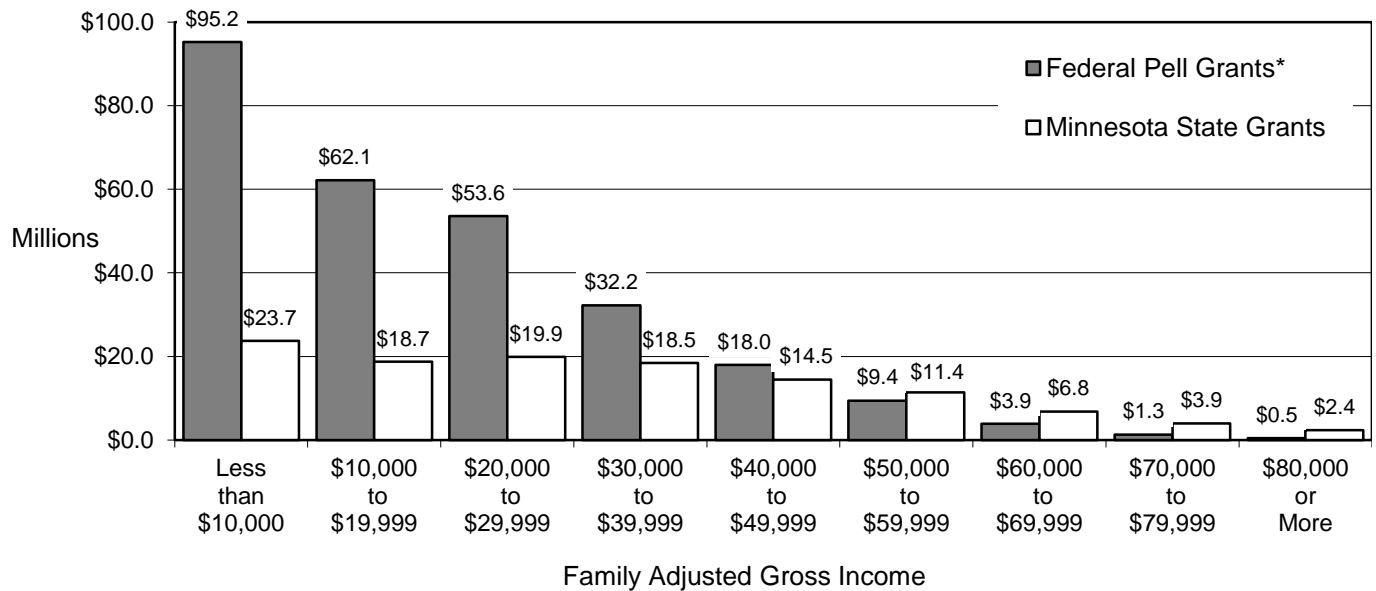
The Minnesota State Grant program is based solely on financial need. However, students must continue to make satisfactory academic progress in their degree or certificate programs in order to continue to receive the award.

For the 2009-2010 academic year, Minnesota’s State Grant program was the 15th largest in the nation when both need-based and non-need based undergraduate grant aid were considered; the 10th largest when only need-based grant aid is considered according to the annual survey of National Association of State Student Grant & Aid Programs (2011). The program ranks sixth in the nation in need-based grant dollars per full-time undergraduate student. Minnesota’s State Grant program ranked 13th in grant dollars awarded per population age 18 through 24. Minnesota State Grant awards are targeted to students and families with lower incomes. Figure 2 illustrates the income distribution of the 88,823 grant recipients. Sixty-three percent of students reported annual family adjusted gross incomes of less than \$30,000.

Of the \$120 million in Minnesota State Grants awarded in Fiscal Year 2011, \$24 million was awarded to students from families earning less than \$10,000, as shown in Figure 3. Of the \$396 million in combined federal Pell and Minnesota State Grants received by State Grant recipients, \$95 million in Pell Grants and \$24 million in State Grants were awarded to students from families earning less than \$10,000 annually, as shown in Figure 3. Calculations for the Minnesota State Grant take into account the student’s federal Pell Grant award. Students from families earning less than \$10,000 annually received the highest combined average award (\$4,990). Figure 4 shows the average combined award for the Federal Pell Grant and the Minnesota State Grant by income.

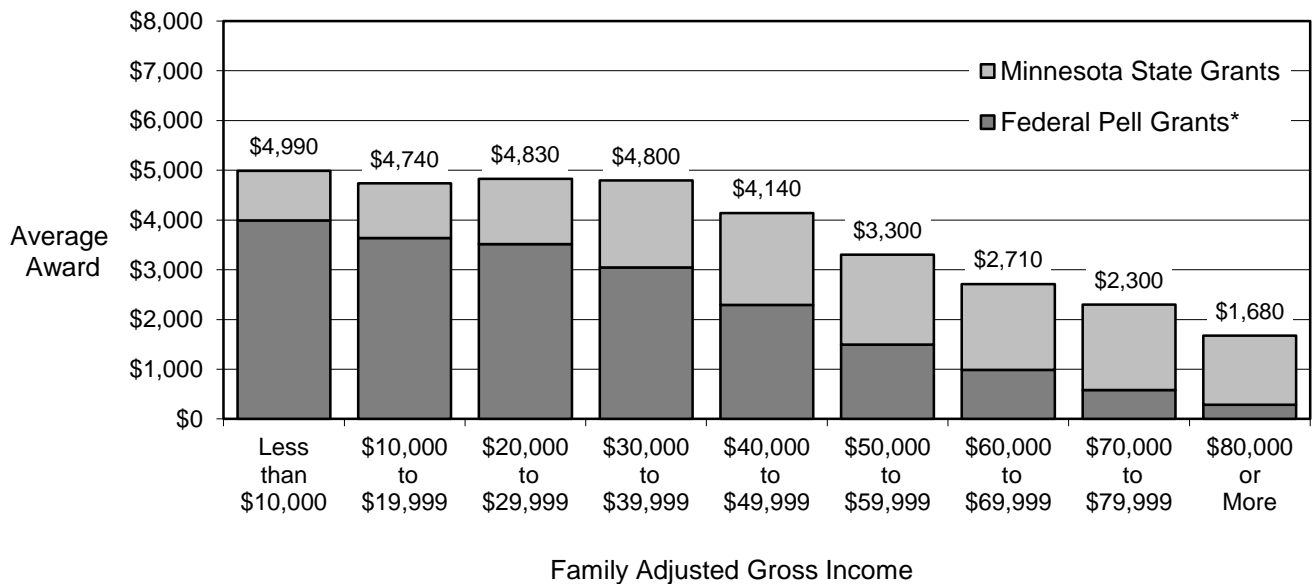


**Figure 3**  
**Federal Pell and Minnesota State Grant Awards**  
**Received by State Grant Recipients, Fiscal Year 2011**



\*Includes only Federal Pell Grants received by Minnesota State Grant recipients.

**Figure 4**  
**Average Combined Federal Pell and Minnesota State Grant Awards**  
**Received by State Grant Recipients, Fiscal Year 2011**



\*Includes only Federal Pell Grants received by Minnesota State Grant recipients.

## Postsecondary Institution Choice

The institutions students choose to attend determine the price of attendance used in calculating each student’s Minnesota State Grant award. Institutions are grouped into five categories for this report:

- Minnesota State Colleges and Universities - two-year colleges
- Minnesota State Colleges and Universities - four-year universities
- University of Minnesota
- Minnesota private non-profit institutions
- Minnesota private for-profit institutions

Institutions operated by government entities besides Minnesota State Colleges and Universities and the University of Minnesota are included in the “private non-profit” category for reporting purposes.

**Table 1**  
**Minnesota State Grant Statistics, Fiscal Year 2011**  
**All State Grant Recipients**

| Type of Institution Attended    | Number of Recipients (%) | Combined Federal Pell and Minnesota State Grants (millions) | Minnesota State Grants (millions) (%) |
|---------------------------------|--------------------------|---|---------------------------------------|
| MnSCU Two-Year Colleges         | 35,077 (39%)             | \$132.01  | \$18.43 (15%)                         |
| MnSCU Four-Year Universities    | 14,062 (16%)             | \$62.45   | \$18.42 (15%)                         |
| University of Minnesota         | 10,744 (12%)             | \$61.28   | \$31.05 (26%)                         |
| Private Non-Profit Institutions | 13,236 (15%)             | \$74.36   | \$35.05 (29%)                         |
| Private For-Profit Institutions | 15,704 (18%)             | \$66.07   | \$16.94 (14%)                         |
| <b>Total</b>                    | <b>88,823 (100%)</b>     | <b>\$396.18</b>   | <b>\$119.89 (100%)</b>                |

Under the current model, the percent of recipients receiving a Minnesota State Grant will rarely equal the percent of State Grant dollars by type of institution attended. State Grant awards are based on the average tuition and fees charged to a student or the tuition and fee maximums established in law. Students receive a State Grant in proportion to the tuition and fees charged. Students with lower average tuition and fee charges will receive a smaller percentage of State Grant funds (e.g. MnSCU two-year colleges). Students with higher average tuition and fee charges will receive a greater percentage of State Grant funds (e.g. University of Minnesota). The maximum tuition and fees allowed for two-year programs is significantly lower than the maximum tuition and fees allowed for four-year programs. State Grants also vary based on enrollment level. Institutions with a higher percentage of full-time students enrolled will be shown as receiving a higher percentage of State Grant funds as compared to other institutions.

**Table 2**  
**All Minnesota State Grant Recipients**

**Fiscal Year 2011**  
**Minnesota State Grant Statistics**

| Adjusted Gross Income |  | All Institutions | MnSCU Two-Year Colleges | MnSCU Four-Year Universities | University of Minnesota | Minnesota Private Non-Profit Institutions | Minnesota Private For-Profit Institutions |
|-----------------------|--|------------------|-------------------------|------------------------------|-------------------------|---|---|
| Less than \$10,000    | Number of Recipients                             | 23,843           | 11,662                  | 2,688                        | 1,875                   | 2,418                                     | 5,200                                     |
|                       | Combined Federal Pell and Minnesota State Grants | \$118.93         | \$48.23                 | \$15.42                      | \$14.54                 | \$17.11                                   | \$23.64                                   |
|                       | Minnesota State Grants                           | \$23.70          | \$4.27                  | \$2.93                       | \$5.73                  | \$6.05                                    | \$4.73                                    |
| \$10,000 to \$19,999  | Number of Recipients                             | 17,068           | 8,147                   | 2,258                        | 1,384                   | 1,592                                     | 3,687                                     |
|                       | Combined Federal Pell and Minnesota State Grants | \$80.87          | \$31.88                 | \$12.04                      | \$9.95                  | \$10.96                                   | \$16.03                                   |
|                       | Minnesota State Grants                           | \$18.73          | \$3.64                  | \$2.80                       | \$4.29                  | \$4.24                                    | \$3.76                                    |
| \$20,000 to \$29,999  | Number of Recipients                             | 15,224           | 6,709                   | 2,283                        | 1,469                   | 1,772                                     | 2,991                                     |
|                       | Combined Federal Pell and Minnesota State Grants | \$73.48          | \$25.63                 | \$12.08                      | \$10.85                 | \$12.27                                   | \$12.66                                   |
|                       | Minnesota State Grants                           | \$19.91          | \$3.59                  | \$3.17                       | \$4.77                  | \$5.06                                    | \$3.33                                    |
| \$30,000 to \$39,999  | Number of Recipients                             | 10,570           | 3,837                   | 1,923                        | 1,398                   | 1,696                                     | 1,716                                     |
|                       | Combined Federal Pell and Minnesota State Grants | \$50.69          | \$14.32                 | \$9.14                       | \$9.00                  | \$10.93                                   | \$7.29                                    |
|                       | Minnesota State Grants                           | \$18.49          | \$3.20                  | \$3.14                       | \$4.69                  | \$5.14                                    | \$2.31                                    |
| \$40,000 to \$49,999  | Number of Recipients                             | 7,852            | 2,301                   | 1,690                        | 1,305                   | 1,611                                     | 945                                       |
|                       | Combined Federal Pell and Minnesota State Grants | \$32.50          | \$6.98                  | \$6.32                       | \$6.79                  | \$8.97                                    | \$3.44                                    |
|                       | Minnesota State Grants                           | \$14.50          | \$1.93                  | \$2.50                       | \$4.02                  | \$4.80                                    | \$1.25                                    |
| \$50,000 to \$59,999  | Number of Recipients                             | 6,322            | 1,415                   | 1,500                        | 1,243                   | 1,526                                     | 638                                       |
|                       | Combined Federal Pell and Minnesota State Grants | \$20.88          | \$3.36                  | \$4.19                       | \$4.96                  | \$6.53                                    | \$1.84                                    |
|                       | Minnesota State Grants                           | \$11.44          | \$1.10                  | \$1.96                       | \$3.44                  | \$4.09                                    | \$0.85                                    |
| \$60,000 to \$69,999  | Number of Recipients                             | 3,938            | 678                     | 886                          | 924                     | 1,134                                     | 316                                       |
|                       | Combined Federal Pell and Minnesota State Grants | \$10.68          | \$1.22                  | \$2.03                       | \$2.83                  | \$3.83                                    | \$0.77                                    |
|                       | Minnesota State Grants                           | \$6.81           | \$0.49                  | \$1.11                       | \$2.10                  | \$2.67                                    | \$0.44                                    |
| \$70,000 to \$79,999  | Number of Recipients                             | 2,297            | 245                     | 575                          | 557                     | 778                                       | 142                                       |
|                       | Combined Federal Pell and Minnesota State Grants | \$5.28           | \$0.30                  | \$0.94                       | \$1.43                  | \$2.31                                    | \$0.30                                    |
|                       | Minnesota State Grants                           | \$3.94           | \$0.16                  | \$0.60                       | \$1.19                  | \$1.80                                    | \$0.20                                    |
| \$80,000 or More      | Number of Recipients                             | 1,709            | 83                      | 259                          | 589                     | 709                                       | 69  |
|                       | Combined Federal Pell and Minnesota State Grants | \$2.87           | \$0.09                  | \$0.30                       | \$0.93                  | \$1.45                                    | \$0.10                                    |
|                       | Minnesota State Grants                           | \$2.38           | \$0.05                  | \$0.22                       | \$0.84                  | \$1.20                                    | \$0.06                                    |
| Total                 | Number of Recipients                             | 88,823           | 35,077                  | 14,062                       | 10,744                  | 13,236                                    | 15,704                                    |
|                       | Combined Federal Pell and Minnesota State Grants | \$396.18         | \$132.01                | \$62.45                      | \$61.28                 | \$74.36                                   | \$66.07                                   |
|                       | Minnesota State Grants                           | \$119.89         | \$18.43                 | \$18.42                      | \$31.05                 | \$35.05                                   | \$16.94                                   |

Note: Dollars are in millions. Award amounts for categories with fewer than 10 recipients are reported as zero. Totals include amounts for all categories. Adjusted gross income of Minnesota State Grant recipients is as reported on federal individual income tax forms. For dependent students, the parents' income was used; for others, the student's, and their spouse's if married, were used.

## Family Circumstances

Recipients are classified by family circumstances. The ability to pay is assessed differently for each family category in the State Grant award formula. Family categories are:

- Dependent students (usually students less than 24 years old who were not married and not supporting their own children; not veterans/military service members)
- Married independent students with dependents (usually children)
- Unmarried independent students with dependents
- Married independent students with no other dependents
- Unmarried independent students with no dependents

**Table 3**  
**Minnesota State Grant Statistics, Fiscal Year 2011**  
**All State Grant Recipients**

| Family Status   | Number of Recipients | Combined Federal Pell and Minnesota State Grants (million) | Minnesota State Grants (million) |
|---|----------------------|--|----------------------------------|
| Dependent Students  | 47,153               | \$225.20   | \$87.29                          |
| Married Independent Students with Dependents (Children)   | 8,722                | \$36.55  | \$6.24                           |
| Unmarried Independent Students with Dependents (Children) | 16,079               | \$68.77  | \$10.07                          |
| Married Independent Students with No Other Dependents     | 1,955                | \$7.46   | \$2.23                           |
| Unmarried Independent Students with No Dependents         | 14,914               | \$58.21  | \$14.06                          |
| <b>Total</b>  | <b>88,823</b>        | <b>\$396.18</b>  | <b>\$119.89</b>                  |

# Registration Load

The registration load (number of course credits) chosen by the student affects the price of attendance used in calculating Minnesota State Grant awards. The Minnesota State Grant program defines full-time attendance as a registration load of 15 semester credits per term or the equivalent. Registration load varies by income and family status for State Grant recipients. Dependent students register for more credits annually on average than independent students. Recipients from higher income families register for more credits annually on average than lower income recipients, even when family type is taken into account.

**Table 4**  
**Minnesota State Grant Statistics, Fiscal Year 2011**  
**Average Registration Load for All State Grant Recipients by Income**

| Family Adjusted Gross Income | Number of Recipients | Average Annual Registration Load |
|------------------------------|----------------------|----------------------------------|
| Less Than \$10,000           | 23,843               | 21.63 semester credits           |
| \$10,000 to \$19,999         | 17,068               | 22.82                            |
| \$20,000 to \$29,999         | 15,224               | 23.42                            |
| \$30,000 to \$39,999         | 10,570               | 24.72                            |
| \$40,000 to \$49,999         | 7,852                | 26.14                            |
| \$50,000 to \$59,999         | 6,322                | 27.06                            |
| \$60,000 to \$69,999         | 3,938                | 27.50                            |
| \$70,000 to \$79,999         | 2,297                | 28.26                            |
| \$80,000 or More             | 1,709                | 28.57                            |
| <b>Total</b>                 | <b>88,823</b>        | <b>23.88</b>                     |

**Table 5**  
**Minnesota State Grant Statistics, Fiscal Year 2011**  
**Average Registration Load for All State Grant Recipients by Income**

| Family Status   | Number of Recipients | Average Annual Registration Load |
|---|----------------------|----------------------------------|
| Dependent Students  | 47,153               | 26.30 semester credits           |
| Married Independent Students with Dependents (Children)   | 8,722                | 21.65                            |
| Unmarried Independent Students with Dependents (Children) | 16,079               | 19.55                            |
| Married Independent Students with No Other Dependents     | 1,955                | 23.30                            |
| Unmarried Independent Students with No Dependents         | 14,914               | 22.30                            |
| <b>Total</b>  | <b>88,823</b>        | <b>23.88</b>                     |

**Table 6  
Minnesota State Grant Statistics, Fiscal Year 2011  
All State Grant Recipients by Term by Registration Load**

| Registration Load<br>(number of credits) | Number of Recipients | Combined Federal Pell and Minnesota State Grants (millions) | Minnesota State Grants (millions) |
|--|----------------------|---|-----------------------------------|
| <b>Summer I Term (2010)</b>              |                      |   |                                   |
| 3  | 29                   | \$0.02  | \$0.01                            |
| 4  | 83                   | \$0.06  | \$0.02                            |
| 5  | 43                   | \$0.04  | \$0.02                            |
| 6  | 92                   | \$0.12  | \$0.03                            |
| 7  | 602                  | \$0.66  | \$0.11                            |
| 8  | 1,526                | \$1.86  | \$0.54                            |
| 9  | 175                  | \$0.28  | \$0.08                            |
| 10                                       | 343                  | \$0.52  | \$0.07                            |
| 11                                       | 575                  | \$0.90  | \$0.20                            |
| 12                                       | 686                  | \$1.23  | \$0.39                            |
| 13                                       | 345                  | \$0.63  | \$0.10                            |
| 14                                       | 380                  | \$0.70  | \$0.15                            |
| 15 or more                               | 2,010                | \$4.36  | \$1.35                            |
| <b>Total</b>                             | <b>6,889</b>         | <b>\$11.38</b>  | <b>\$3.06</b>                     |
| <b>Fall Term (2010)</b>                  |                      |   |                                   |
| 3  | 30                   | \$0.02  | \$0.01                            |
| 4  | 582                  | \$0.47  | \$0.09                            |
| 5  | 492                  | \$0.50  | \$0.17                            |
| 6  | 315                  | \$0.41  | \$0.11                            |
| 7  | 2,306                | \$3.08  | \$0.33                            |
| 8  | 3,722                | \$5.35  | \$1.21                            |
| 9  | 562                  | \$0.95  | \$0.28                            |
| 10                                       | 778                  | \$1.35  | \$0.31                            |
| 11                                       | 2,689                | \$5.28  | \$0.82                            |
| 12                                       | 4,616                | \$9.62  | \$2.81                            |
| 13                                       | 4,323                | \$9.95  | \$2.86                            |
| 14                                       | 6,794                | \$17.34   | \$4.37                            |
| 15 or more                               | 36,646               | \$102.32  | \$39.54                           |
| <b>Total</b>                             | <b>63,855</b>        | <b>\$156.64</b>   | <b>\$52.91</b>                    |
| <b>Winter Term (2011)</b>                |                      |   |                                   |
| 3  | 2                    | \$0.00  | \$0.00                            |
| 4  | 60                   | \$0.04  | \$0.01                            |
| 5  | 10                   | \$0.01  | \$0.00                            |
| 6  | 96                   | \$0.11  | \$0.03                            |
| 7  | 657                  | \$0.70  | \$0.12                            |
| 8  | 1,594                | \$1.93  | \$0.58                            |
| 9  | 237                  | \$0.36  | \$0.10                            |
| 10                                       | 374                  | \$0.55  | \$0.09                            |
| 11                                       | 695                  | \$1.12  | \$0.30                            |
| 12                                       | 1,104                | \$1.96  | \$0.65                            |
| 13                                       | 434                  | \$0.79  | \$0.15                            |
| 14                                       | 436                  | \$0.81  | \$0.20                            |
| 15 or more                               | 2,128                | \$4.32  | \$1.59                            |
| <b>Total</b>                             | <b>7,827</b>         | <b>\$12.70</b>  | <b>\$3.82</b>                     |

| Registration Load<br>(number of credits) | Number of Recipients | Combined Federal Pell and Minnesota State Grants (millions) | Minnesota State Grants (millions) |
|--|----------------------|---|-----------------------------------|
| <b>Spring Term (2011)</b>                |                      |   |                                   |
| 3  | 50                   | \$0.03  | \$0.01                            |
| 4  | 678                  | \$0.56  | \$0.11                            |
| 5  | 696                  | \$0.72  | \$0.25                            |
| 6  | 406                  | \$0.53  | \$0.14                            |
| 7  | 2,698                | \$3.71  | \$0.41                            |
| 8  | 3,863                | \$5.66  | \$1.38                            |
| 9  | 665                  | \$1.14  | \$0.32                            |
| 10                                       | 1,145                | \$2.02  | \$0.38                            |
| 11                                       | 2,497                | \$4.91  | \$0.85                            |
| 12                                       | 4,748                | \$9.72  | \$2.99                            |
| 13                                       | 4,138                | \$9.36  | \$2.91                            |
| 14                                       | 6,241                | \$15.95   | \$4.04                            |
| 15 or more                               | 33,256               | \$93.45   | \$38.02                           |
| <b>Total</b>                             | <b>61,081</b>        | <b>\$147.77</b>   | <b>\$51.80</b>                    |
| <b>Summer II Term (2011)</b>             |                      |   |                                   |
| 3  | 1,136                | \$0.65  | \$0.13                            |
| 4  | 1,178                | \$0.96  | \$0.44                            |
| 5  | 508                  | \$0.54  | \$0.28                            |
| 6  | 3,661                | \$3.62  | \$0.83                            |
| 7  | 2,094                | \$2.51  | \$0.96                            |
| 8  | 1,640                | \$2.19  | \$1.20                            |
| 9  | 1,483                | \$1.89  | \$0.58                            |
| 10                                       | 834                  | \$1.12  | \$0.50                            |
| 11                                       | 421                  | \$0.66  | \$0.36                            |
| 12                                       | 996                  | \$1.63  | \$0.67                            |
| 13                                       | 452                  | \$0.77  | \$0.37                            |
| 14                                       | 316                  | \$0.62  | \$0.32                            |
| 15 or more                               | 1,291                | \$2.94  | \$1.67                            |
| <b>Total</b>                             | <b>16,010</b>        | <b>\$20.10</b>  | <b>\$8.29</b>                     |

For the Minnesota State Grant program, the state Fiscal Year begins on July 1 and ends on June 30. Summer I terms are the first term of the Fiscal Year. Summer II terms are the last term of the Fiscal Year.

Table 7 displays number of recipients by the number of credits enrolled per term as follows:

- Full-Time Full-Year: Recipients who registered for 15 or more credits during both fall and spring terms if semester-based calendar is used; 15 or more credits during fall, winter and spring terms if quarter-based calendar is used.
- Full-Time Part-Year: Recipients who registered for 15 or more credits during either fall and spring terms if semester-based calendar is used; 15 or more credits during either fall, winter or spring terms if quarter-based calendar is used AND the student did not register or registered for fewer than 15 credits for the other terms.
- Part-Time Full-Year: Recipients who registered for fewer than 15 credits during both fall and spring terms if semester-based calendar is used; fewer than 15 credits during fall, winter and spring terms if quarter-based calendar is used.
- Part-Time Part-Year: Recipients who registered for fewer than 15 credits during either fall and spring terms if semester-based calendar is used; fewer than 15 credits during either fall, winter or spring terms if quarter-based calendar is used AND the student did not register for at least one of the other terms.
- Summer only: Recipients who registered at any level for either summer term and did not register in fall, winter or spring terms.

Approximately 27 percent of all State Grant recipients are enrolled full-time for fall and spring semesters (or the equivalent quarter terms). An additional 27 percent of recipients registered for 15 or more credits in either fall or spring term. Forty-three percent of recipients were enrolled for less than 15 credits. An additional four percent of recipients enrolled in summer term only.

**Table 7**  
**Minnesota State Grant Statistics, Fiscal Year 2011**  
**All State Grant Recipients by Registration Pattern**

| Registration Pattern | Number of Recipients (%) | Combined Federal Pell and Minnesota State Grants (millions) | Minnesota State Grants (millions) |
|----------------------|--------------------------|---|-----------------------------------|
| Full-Time Full-Year  | 23,596 (27%)             | \$137.51  | \$58.76                           |
| Full-Time Part-Year  | 23,948 (27%)             | \$111.66  | \$33.33                           |
| Part-Time Full-Year  | 19,482 (22%)             | \$84.05   | \$14.44                           |
| Part-Time Part-Year  | 18,560 (21%)             | \$56.74   | \$11.86                           |
| Summer only          | 3,237 (4%)               | \$6.21  | \$1.50                            |
| <b>Total</b>         | <b>88,823 (100%)</b>     | <b>\$396.18</b>   | <b>\$119.89</b>                   |

In tables 8 and 9, recipients are grouped by the cumulative number of credits enrolled per Fiscal Year as follows:

- Recipients who registered for fewer than 30 credits during the Fiscal Year.
- Recipients who registered for at least 30 credits during the Fiscal Year

Thirty or more credits can be earned in any combination across all the terms during the Fiscal Year. Data presented in Tables 8 and 9 are consistent with Table 4 in that recipients from higher income families register for more credits annually, on average, than lower income recipients.

**Table 8**  
**Minnesota State Grant Statistics, Fiscal Year 2011**  
**State Grant Recipients Registered for Fewer than 30 Credits**

| Family Adjusted Gross Income | Number of Recipients | Combined Federal Pell and Minnesota State Grants (millions) | Minnesota State Grants (millions) |
|------------------------------|----------------------|---|-----------------------------------|
| Less Than \$10,000           | 17,598               | \$72.40   | \$11.09                           |
| \$10,000 to \$19,999         | 12,192               | \$47.67   | \$8.74                            |
| \$20,000 to \$29,999         | 10,318               | \$39.95   | \$8.67                            |
| \$30,000 to \$39,999         | 6,547                | \$25.20   | \$7.69                            |
| \$40,000 to \$49,999         | 4,191                | \$13.37   | \$5.12                            |
| \$50,000 to \$59,999         | 3,009                | \$7.64  | \$3.58                            |
| \$60,000 to \$69,999         | 1,788                | \$3.70  | \$2.07                            |
| \$70,000 to \$79,999         | 902                  | \$1.49  | \$1.02                            |
| \$80,000 or More             | 600                  | \$0.74  | \$0.58                            |
| <b>Total</b>                 | <b>57,145</b>        | <b>\$212.16</b>   | <b>\$48.56</b>                    |

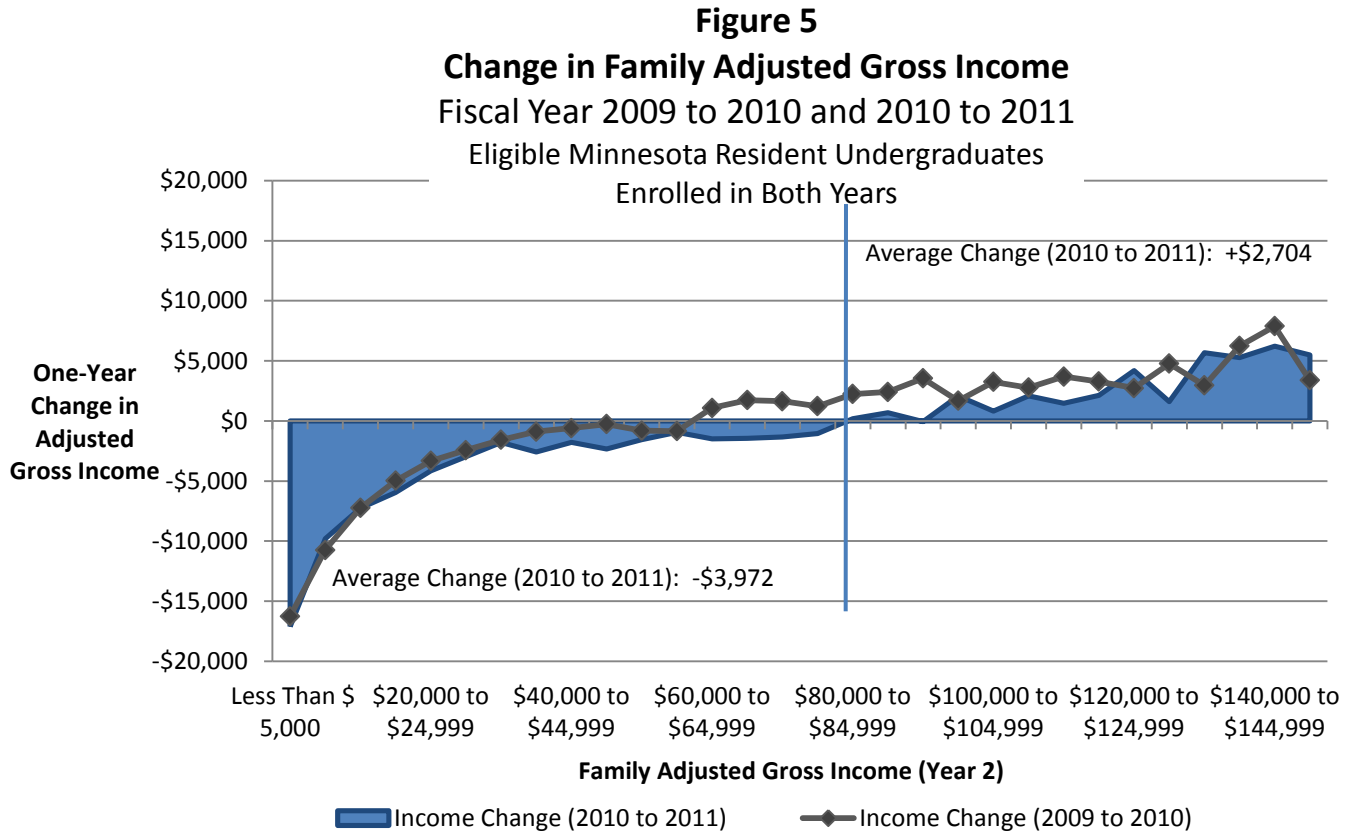
**Table 9**  
**Minnesota State Grant Statistics, Fiscal Year 2011**  
**State Grant Recipients Registered for 30 Credits or More**

| Family Adjusted Gross Income | Number of Recipients | Combined Federal Pell and Minnesota State Grants (millions) | Minnesota State Grants (millions) |
|------------------------------|----------------------|---|-----------------------------------|
| Less Than \$10,000           | 6,245                | \$46.52   | \$12.61                           |
| \$10,000 to \$19,999         | 4,876                | \$33.19   | \$9.99                            |
| \$20,000 to \$29,999         | 4,906                | \$33.53   | \$11.24                           |
| \$30,000 to \$39,999         | 4,023                | \$25.50   | \$10.79                           |
| \$40,000 to \$49,999         | 3,661                | \$19.13   | \$9.38                            |
| \$50,000 to \$59,999         | 3,313                | \$13.24   | \$7.86                            |
| \$60,000 to \$69,999         | 2,150                | \$6.98  | \$4.74                            |
| \$70,000 to \$79,999         | 1,395                | \$3.80  | \$2.92                            |
| \$80,000 or More             | 1,109                | \$2.13  | \$1.80                            |
| <b>Total</b>                 | <b>31,678</b>        | <b>\$184.02</b>   | <b>\$71.33</b>                    |



# Income Changes among Applicants

*Median income of State Grant applicants has declined 7.3 percent over the most recent two-year period (Fiscal Years 2009 to 2011).*

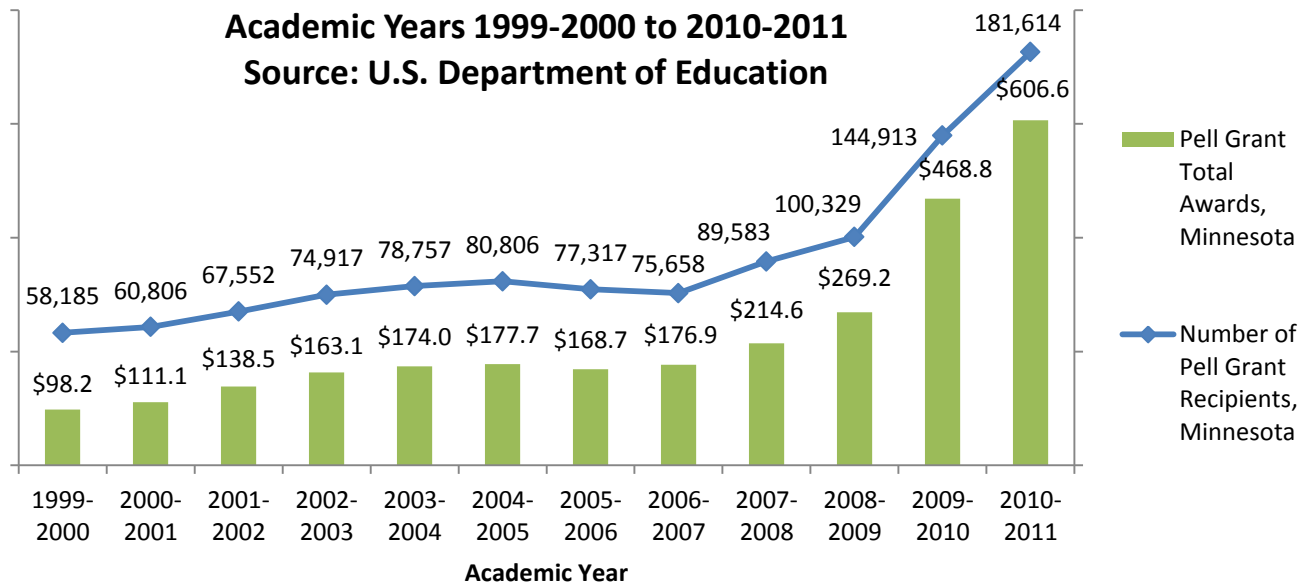


Analysis of income data for Minnesota State Grant applicants in Fiscal Years 2010 and 2011 determined that average family adjusted gross income declined by approximately 1.7 percent. Median family adjusted gross income declined by 3.4 percent from Fiscal Year 2010 to 2011. Median income of State Grant applicants has declined 7.3 percent over the two-year period (Fiscal Years 2009 to 2011).

The pattern of income decline indicates losses in wages and other income were concentrated among lower income families for the second year. The average change in family adjusted gross income (AGI) was a decline of approximately \$4,000 for students with 2011 (tax year 2009) family incomes of \$80,000 or less and an increase of \$2,700 for students with 2011 family incomes of \$80,000 or more. This income pattern was found for all sectors of higher education and for both dependent and independent students. At the end of Fiscal Year 2010, the Office noted that the average change in family AGI was a decline of \$4,200 for students with 2010 (tax year 2008) family incomes of \$60,000 or less and an increase of \$3,000 for students with 2010 family incomes of \$60,000 or more.

# Federal Pell Grants

**Figure 6**  
**Federal Pell Grants to Students at Minnesota Institutions\***  
**Academic Years 1999-2000 to 2010-2011**  
**Source: U.S. Department of Education**



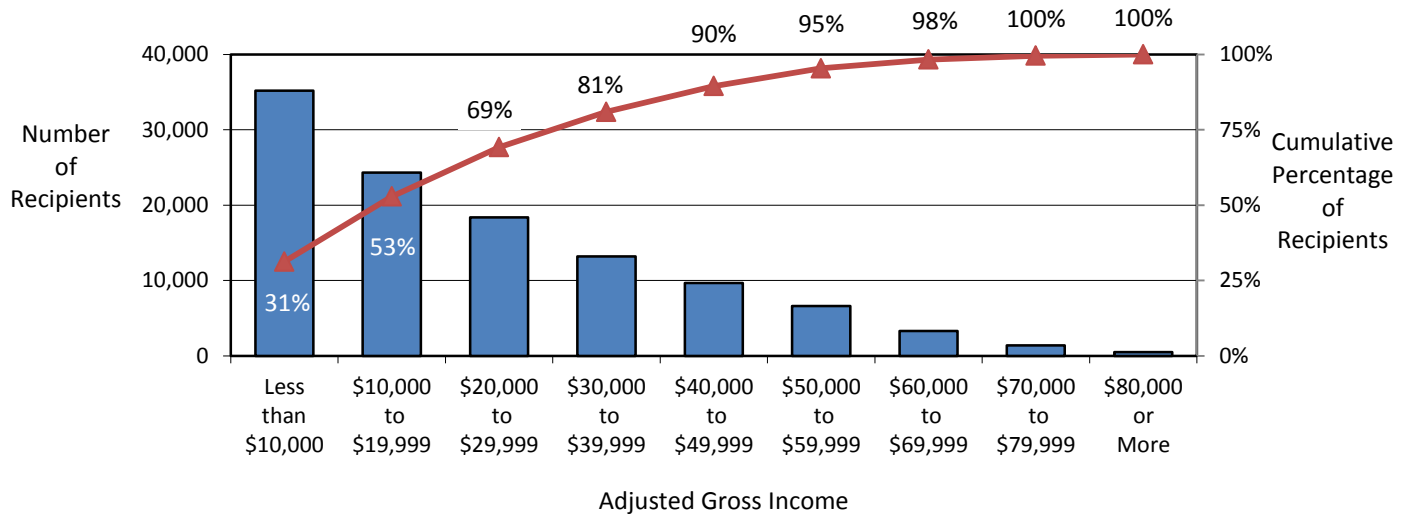
\*Includes students at non-Minnesota campuses of institutions whose corporate headquarters or main campus are located in Minnesota.

The Federal Pell Grant Program provides need-based grants to low-income undergraduate students to promote access to postsecondary education. Students may use their grants at any one of 5,400 participating postsecondary institutions nationally. Grant amounts are determined by the student's expected family contribution (EFC), the cost of attendance (as determined by the institution), the student's enrollment status (full-time or part-time), and whether the student attends for a full academic year or less. Students applying for a Pell Grant must complete the Free Application for Federal Student Aid (FAFSA).

The Federal Pell Grant program in 2010-2011 awarded approximately \$35.6 billion in grants to 9.6 million students nationally. Among the program's recipients were 181,614 students at Minnesota institutions (\$606.6 million). This includes students at non-Minnesota campuses of institutions whose corporate headquarters or main campus are located in Minnesota. Of the \$606.6 million in Pell Grants awarded in 2010-2011, \$228 million or 38% was awarded to students at MnSCU two-year colleges. An additional \$189 million or 31% was awarded to students at private for-profit institutions. The remaining 31% was awarded to students at MnSCU four-year colleges (\$77 million), private not-for-profit institutions (\$63 million) and the University of Minnesota (\$49 million).

As shown in Figure 6, Federal Pell Grants to Minnesota students have increased 517% since 1999-2000. Increases in Pell Grant awards are directly related to changes made by Congress in the maximum award as well as changes to the federal needs analysis methodology. The sharpest increases in Pell Grant maximum awards occurred in 2001-2002, 2008-2009 and 2009-2010. As seen during both recessionary periods in the past decade, Pell Grant spending also increases when postsecondary enrollment increases and student and family incomes decline.

**Figure 7  
Number and Cumulative Percentage  
of Federal Pell Grant Recipients, Minnesota 2010-2011\***



\*Includes only Pell Grants awarded to Minnesota State Grant applicants; an estimated 35 percent of Pell Grant recipients attributed to Minnesota by the U.S. Department of Education are not Minnesota State Grant eligible.

The majority of Pell Grant recipients are eligible for a Minnesota State Grant (65%). Figure 7 illustrates the income distribution of the State Grant applicants receiving a Pell Grant. Of the \$606 million in federal Pell Grants received by State Grant applicants, 31% of Pell Grants were awarded to students from families earning less than \$10,000 annually. Students from families earning less than \$10,000 annually received the highest average Pell Grant award (\$5,493). Table 10 shows the average Federal Pell Grant award by income.

**Table 10  
Minnesota State Grant Statistics, Fiscal Year 2011  
Average Award for State Grant Eligible Pell Recipients by Income**

| Family Adjusted Gross Income | Number of Pell Grant Recipients | Average Award  |
|------------------------------|---------------------------------|----------------|
| Less Than \$10,000           | 35,191                          | \$5,493        |
| \$10,000 to \$19,999         | 24,320                          | \$4,758        |
| \$20,000 to \$29,999         | 18,355                          | \$4,990        |
| \$30,000 to \$39,999         | 13,199                          | \$4,193        |
| \$40,000 to \$49,999         | 9,650                           | \$3,262        |
| \$50,000 to \$59,999         | 6,629                           | \$2,503        |
| \$60,000 to \$69,999         | 3,291                           | \$2,034        |
| \$70,000 to \$79,999         | 1,401                           | \$1,648        |
| \$80,000 or More             | 492                             | \$1,599        |
| <b>Total</b>                 | <b>112,528</b>                  | <b>\$4,566</b> |

# **Minnesota State Grant Statistics Fiscal Year 2011**

## **Additional Tables**

---

**Number of Recipients, Combined Pell and State Grants Awarded and State Grant Amount Awarded by Family Type, Registration Load, Institution Type, and Family Adjusted Gross Income**

**Table 11  
All Minnesota State Grant Recipients**

**Fiscal Year 2011**

| Family Type  | Credit Level          |  | All Institutions              |
|--|-----------------------|--|-------------------------------|
| Dependent Students   | Fewer than 30 credits | Number of Recipients<br>Combined Federal Pell and Minnesota State Grants<br>Minnesota State Grants | 24,453<br>\$94.22<br>\$29.11  |
|  | 30 or more credits    | Number of Recipients<br>Combined Federal Pell and Minnesota State Grants<br>Minnesota State Grants | 22,700<br>\$130.97<br>\$58.18 |
| Married Independent Students with Dependents (Children)          | Fewer than 30 credits | Number of Recipients<br>Combined Federal Pell and Minnesota State Grants<br>Minnesota State Grants | 6,656<br>\$24.63<br>\$3.76    |
|  | 30 or more credits    | Number of Recipients<br>Combined Federal Pell and Minnesota State Grants<br>Minnesota State Grants | 2,066<br>\$11.92<br>\$2.49    |
| Unmarried Independent Students with Dependents (Children)        | Fewer than 30 credits | Number of Recipients<br>Combined Federal Pell and Minnesota State Grants<br>Minnesota State Grants | 13,436<br>\$51.24<br>\$6.93   |
|  | 30 or more credits    | Number of Recipients<br>Combined Federal Pell and Minnesota State Grants<br>Minnesota State Grants | 2,643<br>\$17.53<br>\$3.15    |
| Married Independent Students with No Other Dependents (Children) | Fewer than 30 credits | Number of Recipients<br>Combined Federal Pell and Minnesota State Grants<br>Minnesota State Grants | 1,369<br>\$4.34<br>\$1.11     |
|  | 30 or more credits    | Number of Recipients<br>Combined Federal Pell and Minnesota State Grants<br>Minnesota State Grants | 586<br>\$3.12<br>\$1.12       |
| Unmarried Independent Students with No Dependents (Children)     | Fewer than 30 credits | Number of Recipients<br>Combined Federal Pell and Minnesota State Grants<br>Minnesota State Grants | 11,231<br>\$37.73<br>\$7.66   |
|  | 30 or more credits    | Number of Recipients<br>Combined Federal Pell and Minnesota State Grants<br>Minnesota State Grants | 3,683<br>\$20.48<br>\$6.40    |
| Total  | Fewer than 30 credits | Number of Recipients<br>Combined Federal Pell and Minnesota State Grants<br>Minnesota State Grants | 57,145<br>\$212.16<br>\$48.56 |
|  | 30 or more credits    | Number of Recipients<br>Combined Federal Pell and Minnesota State Grants<br>Minnesota State Grants | 31,678<br>\$184.02<br>\$71.33 |

Note: Dollars are in millions. Award amounts for categories with fewer than 10 recipients are reported as zero. Totals include amounts for all categories.

Adjusted gross income of Minnesota State Grant recipients is as reported on federal individual income tax forms. For dependent students, the parents' income was used; for others, the student's, and their spouse's if married, were used.

**Table 12**  
**Dependent Students**  
**Students Registered for Fewer than 30 Credits**

**Fiscal Year 2011**  
**Minnesota State Grant Statistics**

| Adjusted Gross Income |  | All Institutions | MnSCU Two-Year Colleges | MnSCU Four-Year Universities | University of Minnesota | Minnesota Private Non-Profit Institutions | Minnesota Private For-Profit Institutions |
|-----------------------|--|------------------|-------------------------|------------------------------|-------------------------|---|---|
| Less than \$10,000    | Number of Recipients                             | 4,279            | 2,136                   | 708                          | 447                     | 361                                       | 627                                       |
|                       | Combined Federal Pell and Minnesota State Grants | \$20.03          | \$8.49                  | \$3.76                       | \$3.03                  | \$2.21                                    | \$2.53                                    |
|                       | Minnesota State Grants                           | \$3.68           | \$0.69                  | \$0.62                       | \$1.10                  | \$0.73                                    | \$0.53                                    |
| \$10,000 to \$19,999  | Number of Recipients                             | 3,350            | 1,573                   | 705                          | 384                     | 291                                       | 397                                       |
|                       | Combined Federal Pell and Minnesota State Grants | \$16.31          | \$6.29                  | \$3.91                       | \$2.56                  | \$1.86                                    | \$1.68                                    |
|                       | Minnesota State Grants                           | \$3.31           | \$0.64                  | \$0.70                       | \$0.97                  | \$0.61                                    | \$0.38                                    |
| \$20,000 to \$29,999  | Number of Recipients                             | 4,255            | 1,938                   | 909                          | 524                     | 371                                       | 513                                       |
|                       | Combined Federal Pell and Minnesota State Grants | \$20.45          | \$7.79                  | \$4.76                       | \$3.45                  | \$2.26                                    | \$2.19                                    |
|                       | Minnesota State Grants                           | \$4.85           | \$1.14                  | \$1.01                       | \$1.37                  | \$0.80                                    | \$0.53                                    |
| \$30,000 to \$39,999  | Number of Recipients                             | 4,107            | 1,741                   | 878                          | 541                     | 447                                       | 500                                       |
|                       | Combined Federal Pell and Minnesota State Grants | \$16.39          | \$5.57                  | \$3.74                       | \$3.05                  | \$2.33                                    | \$1.70                                    |
|                       | Minnesota State Grants                           | \$6.23           | \$1.74                  | \$1.20                       | \$1.54                  | \$1.06                                    | \$0.68                                    |
| \$40,000 to \$49,999  | Number of Recipients                             | 3,140            | 1,151                   | 816                          | 510                     | 354                                       | 309                                       |
|                       | Combined Federal Pell and Minnesota State Grants | \$9.89           | \$2.75                  | \$2.66                       | \$2.15                  | \$1.52                                    | \$0.82                                    |
|                       | Minnesota State Grants                           | \$4.48           | \$1.06                  | \$0.99                       | \$1.25                  | \$0.80                                    | \$0.37                                    |
| \$50,000 to \$59,999  | Number of Recipients                             | 2,438            | 722                     | 700                          | 474                     | 321                                       | 221                                       |
|                       | Combined Federal Pell and Minnesota State Grants | \$5.99           | \$1.41                  | \$1.63                       | \$1.48                  | \$1.00                                    | \$0.47                                    |
|                       | Minnesota State Grants                           | \$3.18           | \$0.61                  | \$0.70                       | \$1.00                  | \$0.59                                    | \$0.27                                    |
| \$60,000 to \$69,999  | Number of Recipients                             | 1,517            | 366                     | 433                          | 382                     | 236                                       | 100                                       |
|                       | Combined Federal Pell and Minnesota State Grants | \$3.11           | \$0.55                  | \$0.84                       | \$0.95                  | \$0.60                                    | \$0.16                                    |
|                       | Minnesota State Grants                           | \$1.86           | \$0.26                  | \$0.42                       | \$0.68                  | \$0.40                                    | \$0.10                                    |
| \$70,000 to \$79,999  | Number of Recipients                             | 819              | 134                     | 256                          | 215                     | 166                                       | 48  |
|                       | Combined Federal Pell and Minnesota State Grants | \$1.37           | \$0.16                  | \$0.35                       | \$0.41                  | \$0.37                                    | \$0.08                                    |
|                       | Minnesota State Grants                           | \$0.97           | \$0.09                  | \$0.21                       | \$0.34                  | \$0.28                                    | \$0.05                                    |
| \$80,000 or More      | Number of Recipients                             | 548              | \$42.00                 | 113                          | 229                     | 142                                       | 22  |
|                       | Combined Federal Pell and Minnesota State Grants | \$0.69           | \$0.04                  | \$0.11                       | \$0.30                  | \$0.21                                    | \$0.03                                    |
|                       | Minnesota State Grants                           | \$0.55           | \$0.03                  | \$0.08                       | \$0.26                  | \$0.17                                    | \$0.02                                    |
| Total                 | Number of Recipients                             | 24,453           | 9,803                   | 5,518                        | 3,706                   | 2,689                                     | 2,737                                     |
|                       | Combined Federal Pell and Minnesota State Grants | \$94.22          | \$33.04                 | \$21.76                      | \$17.39                 | \$12.38                                   | \$9.66                                    |
|                       | Minnesota State Grants                           | \$29.11          | \$6.26                  | \$5.94                       | \$8.50                  | \$5.45                                    | \$2.95                                    |

Note: Dollars are in millions. Award amounts for categories with fewer than 10 recipients are reported as zero. Totals include amounts for all categories.

Adjusted gross income of Minnesota State Grant recipients is as reported on federal individual income tax forms. For dependent students, the parents' income was used; for others, the student's, and their spouse's if married, were used.

**Table 13  
Dependent Students**

**Fiscal Year 2011**

| <b>Students Registered for 30 or More Credits</b> |  | <b>Minnesota State Grant Statistics</b> |                         |                              |                         |   |   |
|---|--|---|-------------------------|------------------------------|-------------------------|---|---|
| Adjusted Gross Income                             |  | All Institutions                        | MnSCU Two-Year Colleges | MnSCU Four-Year Universities | University of Minnesota | Minnesota Private Non-Profit Institutions | Minnesota Private For-Profit Institutions |
| Less than \$10,000                                | Number of Recipients                             | 2,877                                   | 677                     | 494                          | 639                     | 823                                       | 244                                       |
|   | Combined Federal Pell and Minnesota State Grants | \$22.91                                 | \$4.21                  | \$3.61                       | \$5.93                  | \$7.39                                    | \$1.77                                    |
|   | Minnesota State Grants                           | \$7.41                                  | \$0.51                  | \$0.93                       | \$2.50                  | \$3.04                                    | \$0.44                                    |
| \$10,000 to \$19,999                              | Number of Recipients                             | 2,383                                   | 540                     | 468                          | 517                     | 633                                       | 225                                       |
|   | Combined Federal Pell and Minnesota State Grants | \$18.84                                 | \$3.33                  | \$3.41                       | \$4.78                  | \$5.67                                    | \$1.64                                    |
|   | Minnesota State Grants                           | \$6.25                                  | \$0.46                  | \$0.93                       | \$2.05                  | \$2.38                                    | \$0.44                                    |
| \$20,000 to \$29,999                              | Number of Recipients                             | 3,285                                   | 689                     | 695                          | 704                     | 906                                       | 291                                       |
|   | Combined Federal Pell and Minnesota State Grants | \$25.57                                 | \$4.20                  | \$4.96                       | \$6.35                  | \$7.96                                    | \$2.08                                    |
|   | Minnesota State Grants                           | \$8.94                                  | \$0.67                  | \$1.48                       | \$2.77                  | \$3.39                                    | \$0.63                                    |
| \$30,000 to \$39,999                              | Number of Recipients                             | 3,407                                   | 665                     | 756                          | 738                     | 994                                       | 254                                       |
|   | Combined Federal Pell and Minnesota State Grants | \$22.11                                 | \$3.24                  | \$4.31                       | \$5.51                  | \$7.46                                    | \$1.58                                    |
|   | Minnesota State Grants                           | \$9.96                                  | \$0.92                  | \$1.70                       | \$2.93                  | \$3.69                                    | \$0.71                                    |
| \$40,000 to \$49,999                              | Number of Recipients                             | 3,241                                   | 502                     | 733                          | 749                     | 1,081                                     | 176                                       |
|   | Combined Federal Pell and Minnesota State Grants | \$16.96                                 | \$1.81                  | \$3.14                       | \$4.46                  | \$6.74                                    | \$0.81                                    |
|   | Minnesota State Grants                           | \$8.88                                  | \$0.62                  | \$1.39                       | \$2.67                  | \$3.74                                    | \$0.45                                    |
| \$50,000 to \$59,999                              | Number of Recipients                             | 3,071                                   | 373                     | 714                          | 738                     | 1,080                                     | 166                                       |
|   | Combined Federal Pell and Minnesota State Grants | \$12.28                                 | \$0.97                  | \$2.27                       | \$3.36                  | \$5.08                                    | \$0.59                                    |
|   | Minnesota State Grants                           | \$7.59                                  | \$0.37                  | \$1.19                       | \$2.38                  | \$3.31                                    | \$0.34                                    |
| \$60,000 to \$69,999                              | Number of Recipients                             | 2,017                                   | 182                     | 417                          | 525                     | 816                                       | 77  |
|   | Combined Federal Pell and Minnesota State Grants | \$6.60                                  | \$0.40                  | \$1.11                       | \$1.82                  | \$3.01                                    | \$0.27                                    |
|   | Minnesota State Grants                           | \$4.56                                  | \$0.18                  | \$0.66                       | \$1.38                  | \$2.15                                    | \$0.19                                    |
| \$70,000 to \$79,999                              | Number of Recipients                             | 1,332                                   | 65                      | 305                          | 336                     | 575                                       | 51  |
|   | Combined Federal Pell and Minnesota State Grants | \$3.62                                  | \$0.09                  | \$0.56                       | \$1.00                  | \$1.84                                    | \$0.13                                    |
|   | Minnesota State Grants                           | \$2.82                                  | \$0.05                  | \$0.38                       | \$0.84                  | \$1.45                                    | \$0.10                                    |
| \$80,000 or More                                  | Number of Recipients                             | 1,087                                   | 20                      | 141                          | 357                     | 543                                       | 26  |
|   | Combined Federal Pell and Minnesota State Grants | \$2.09                                  | \$0.02                  | \$0.19                       | \$0.63                  | \$1.20                                    | \$0.05                                    |
|   | Minnesota State Grants                           | \$1.77                                  | \$0.02                  | \$0.14                       | \$0.58                  | \$1.01                                    | \$0.03                                    |
| Total   | Number of Recipients                             | 22,700                                  | 3,713                   | 4,723                        | 5,303                   | 7,451                                     | 1,510                                     |
|   | Combined Federal Pell and Minnesota State Grants | \$130.97                                | \$18.29                 | \$23.57                      | \$33.84                 | \$46.36                                   | \$8.92                                    |
|   | Minnesota State Grants                           | \$58.18                                 | \$3.80                  | \$8.80                       | \$18.10                 | \$24.16                                   | \$3.33                                    |

Note: Dollars are in millions. Award amounts for categories with fewer than 10 recipients are reported as zero. Totals include amounts for all categories.

Adjusted gross income of Minnesota State Grant recipients is as reported on federal individual income tax forms. For dependent students, the parents' income was used; for others, the student's, and their spouse's if married, were used.

**Table 14**  
**Married Independent Students with Dependents (Children)**  
**Students Registered for Fewer than 30 Credits**

**Fiscal Year 2011**  
**Minnesota State Grant Statistics**

| Adjusted Gross Income |  | All Institutions | MnSCU Two-Year Colleges | MnSCU Four-Year Universities | University of Minnesota | Minnesota Private Non-Profit Institutions | Minnesota Private For-Profit Institutions |
|-----------------------|--|------------------|-------------------------|------------------------------|-------------------------|---|---|
| Less than \$10,000    | Number of Recipients                             | 822              | 495                     | 52                           | 19                      | 45  | 211                                       |
|                       | Combined Federal Pell and Minnesota State Grants | \$3.14           | \$1.70                  | \$0.25                       | \$0.12                  | \$0.22                                    | \$0.85                                    |
|                       | Minnesota State Grants                           | \$0.47           | \$0.17                  | \$0.04                       | \$0.04                  | \$0.06                                    | \$0.16                                    |
| \$10,000 to \$19,999  | Number of Recipients                             | 1,159            | 695                     | 96                           | 21                      | 56  | 291                                       |
|                       | Combined Federal Pell and Minnesota State Grants | \$4.60           | \$2.60                  | \$0.45                       | \$0.11                  | \$0.26                                    | \$1.19                                    |
|                       | Minnesota State Grants                           | \$0.60           | \$0.21                  | \$0.07                       | \$0.04                  | \$0.07                                    | \$0.22                                    |
| \$20,000 to \$29,999  | Number of Recipients                             | 1,580            | 924                     | 128                          | 28                      | 79  | 421                                       |
|                       | Combined Federal Pell and Minnesota State Grants | \$6.31           | \$3.42                  | \$0.58                       | \$0.16                  | \$0.42                                    | \$1.73                                    |
|                       | Minnesota State Grants                           | \$0.85           | \$0.29                  | \$0.08                       | \$0.06                  | \$0.11                                    | \$0.32                                    |
| \$30,000 to \$39,999  | Number of Recipients                             | 1,361            | 714                     | 126                          | 28                      | 90  | 403                                       |
|                       | Combined Federal Pell and Minnesota State Grants | \$5.43           | \$2.71                  | \$0.52                       | \$0.11                  | \$0.44                                    | \$1.65                                    |
|                       | Minnesota State Grants                           | \$0.74           | \$0.21                  | \$0.08                       | \$0.04                  | \$0.12                                    | \$0.30                                    |
| \$40,000 to \$49,999  | Number of Recipients                             | 812              | 363                     | 83                           | 16                      | 88  | 262                                       |
|                       | Combined Federal Pell and Minnesota State Grants | \$2.86           | \$1.25                  | \$0.28                       | \$0.06                  | \$0.34                                    | \$0.94                                    |
|                       | Minnesota State Grants                           | \$0.45           | \$0.10                  | \$0.05                       | \$0.02                  | \$0.10                                    | \$0.18                                    |
| \$50,000 to \$59,999  | Number of Recipients                             | 527              | 184                     | 59                           | 23                      | 83  | 178                                       |
|                       | Combined Federal Pell and Minnesota State Grants | \$1.54           | \$0.49                  | \$0.18                       | \$0.08                  | \$0.28                                    | \$0.50                                    |
|                       | Minnesota State Grants                           | \$0.36           | \$0.05                  | \$0.04                       | \$0.04                  | \$0.10                                    | \$0.14                                    |
| \$60,000 to \$69,999  | Number of Recipients                             | 262              | 77                      | 22                           | 9                       | 60  | 94  |
|                       | Combined Federal Pell and Minnesota State Grants | \$0.57           | \$0.14                  | \$0.04                       | \$0.00                  | \$0.15                                    | \$0.22                                    |
|                       | Minnesota State Grants                           | \$0.20           | \$0.02                  | \$0.01                       | \$0.00                  | \$0.07                                    | \$0.08                                    |
| \$70,000 to \$79,999  | Number of Recipients                             | 81               | 24                      | 9                            | 4                       | 21  | 23  |
|                       | Combined Federal Pell and Minnesota State Grants | \$0.12           | \$0.02                  | \$0.00                       | \$0.00                  | \$0.04                                    | \$0.03                                    |
|                       | Minnesota State Grants                           | \$0.05           | \$0.01                  | \$0.00                       | \$0.00                  | \$0.02                                    | \$0.02                                    |
| \$80,000 or More      | Number of Recipients                             | 52               | \$12.00                 | 4                            | 3                       | 18  | 15  |
|                       | Combined Federal Pell and Minnesota State Grants | \$0.06           | \$0.01                  | \$0.00                       | \$0.00                  | \$0.02                                    | \$0.02                                    |
|                       | Minnesota State Grants                           | \$0.03           | \$0.00                  | \$0.00                       | \$0.00                  | \$0.01                                    | \$0.01                                    |
| Total                 | Number of Recipients                             | 6,656            | 3,488                   | 579                          | 151                     | 540                                       | 1,898                                     |
|                       | Combined Federal Pell and Minnesota State Grants | \$24.63          | \$12.33                 | \$2.33                       | \$0.68                  | \$2.17                                    | \$7.13                                    |
|                       | Minnesota State Grants                           | \$3.76           | \$1.05                  | \$0.36                       | \$0.26                  | \$0.66                                    | \$1.43                                    |

Note: Dollars are in millions. Award amounts for categories with fewer than 10 recipients are reported as zero. Totals include amounts for all categories.

Adjusted gross income of Minnesota State Grant recipients is as reported on federal individual income tax forms. For dependent students, the parents' income was used; for others, the student's, and their spouse's if married, were used.



**Table 15**

**Married Independent Students with Dependents (Children)**

**Fiscal Year 2011**

| <b>Students Registered for 30 or More Credits</b> |  | <b>Minnesota State Grant Statistics</b> |                         |                              |                         |   |   |
|---|--|---|-------------------------|------------------------------|-------------------------|---|---|
| Adjusted Gross Income                             |  | All Institutions                        | MnSCU Two-Year Colleges | MnSCU Four-Year Universities | University of Minnesota | Minnesota Private Non-Profit Institutions | Minnesota Private For-Profit Institutions |
| Less than \$10,000                                | Number of Recipients                             | 185                                     | 105                     | 14                           | 6                       | 12  | 48  |
|   | Combined Federal Pell and Minnesota State Grants | \$1.24                                  | \$0.64                  | \$0.10                       | \$0.00                  | \$0.10                                    | \$0.34                                    |
|   | Minnesota State Grants                           | \$0.22                                  | \$0.06                  | \$0.02                       | \$0.00                  | \$0.04                                    | \$0.08                                    |
| \$10,000 to \$19,999                              | Number of Recipients                             | 295                                     | 175                     | 27                           | 13                      | 9   | 71  |
|   | Combined Federal Pell and Minnesota State Grants | \$2.00                                  | \$1.08                  | \$0.20                       | \$0.12                  | \$0.00                                    | \$0.51                                    |
|   | Minnesota State Grants                           | \$0.36                                  | \$0.11                  | \$0.05                       | \$0.05                  | \$0.00                                    | \$0.12                                    |
| \$20,000 to \$29,999                              | Number of Recipients                             | 446                                     | 279                     | 37                           | 14                      | 24  | 92  |
|   | Combined Federal Pell and Minnesota State Grants | \$2.99                                  | \$1.73                  | \$0.26                       | \$0.13                  | \$0.21                                    | \$0.65                                    |
|   | Minnesota State Grants                           | \$0.52                                  | \$0.19                  | \$0.06                       | \$0.06                  | \$0.08                                    | \$0.14                                    |
| \$30,000 to \$39,999                              | Number of Recipients                             | 353                                     | 204                     | 30                           | 14                      | 20  | 85  |
|   | Combined Federal Pell and Minnesota State Grants | \$2.26                                  | \$1.19                  | \$0.20                       | \$0.00                  | \$0.16                                    | \$0.59                                    |
|   | Minnesota State Grants                           | \$0.44                                  | \$0.13                  | \$0.05                       | \$0.00                  | \$0.06                                    | \$0.15                                    |
| \$40,000 to \$49,999                              | Number of Recipients                             | 354                                     | 198                     | 34                           | 6                       | 21  | 95  |
|   | Combined Federal Pell and Minnesota State Grants | \$1.92                                  | \$0.96                  | \$0.18                       | \$0.00                  | \$0.15                                    | \$0.57                                    |
|   | Minnesota State Grants                           | \$0.40                                  | \$0.11                  | \$0.04                       | \$0.00                  | \$0.06                                    | \$0.15                                    |
| \$50,000 to \$59,999                              | Number of Recipients                             | 223                                     | 127                     | 20                           | 6                       | 19  | 51  |
|   | Combined Federal Pell and Minnesota State Grants | \$0.93                                  | \$0.47                  | \$0.09                       | \$0.00                  | \$0.10                                    | \$0.23                                    |
|   | Minnesota State Grants                           | \$0.25                                  | \$0.07                  | \$0.03                       | \$0.00                  | \$0.06                                    | \$0.08                                    |
| \$60,000 to \$69,999                              | Number of Recipients                             | 127                                     | 53                      | 12                           | 6                       | 17  | 39  |
|   | Combined Federal Pell and Minnesota State Grants | \$0.38                                  | \$0.13                  | \$0.03                       | \$0.00                  | \$0.07                                    | \$0.12                                    |
|   | Minnesota State Grants                           | \$0.17                                  | \$0.03                  | \$0.02                       | \$0.00                  | \$0.05                                    | \$0.06                                    |
| \$70,000 to \$79,999                              | Number of Recipients                             | 61                                      | 21                      | 5                            | 2                       | 15  | 18  |
|   | Combined Federal Pell and Minnesota State Grants | \$0.17                                  | \$0.03                  | \$0.00                       | \$0.00                  | \$0.06                                    | \$0.05                                    |
|   | Minnesota State Grants                           | \$0.10                                  | \$0.01                  | \$0.00                       | \$0.00                  | \$0.05                                    | \$0.03                                    |
| \$80,000 or More                                  | Number of Recipients                             | 22                                      | 9                       | 1                            | 0                       | 6   | 6   |
|   | Combined Federal Pell and Minnesota State Grants | \$0.03                                  | \$0.01                  | \$0.00                       | \$0.00                  | \$0.00                                    | \$0.00                                    |
|   | Minnesota State Grants                           | \$0.02                                  | \$0.00                  | \$0.00                       | \$0.00                  | \$0.00                                    | \$0.00                                    |
| Total   | Number of Recipients                             | 2,066                                   | 1,171                   | 180                          | 67                      | 143                                       | 505                                       |
|   | Combined Federal Pell and Minnesota State Grants | \$11.92                                 | \$6.26                  | \$1.09                       | \$0.55                  | \$0.95                                    | \$3.06                                    |
|   | Minnesota State Grants                           | \$2.49                                  | \$0.71                  | \$0.28                       | \$0.25                  | \$0.44                                    | \$0.80                                    |

Note: Dollars are in millions. Award amounts for categories with fewer than 10 recipients are reported as zero. Totals include amounts for all categories.

Adjusted gross income of Minnesota State Grant recipients is as reported on federal individual income tax forms. For dependent students, the parents' income was used; for others, the student's, and their spouse's if married, were used.

**Table 16**  
**Unmarried Independent Students with Dependents (Children)**  
**Students Registered for Fewer than 30 Credits**

**Fiscal Year 2011**  
**Minnesota State Grant Statistics**

| Adjusted Gross Income |  | All Institutions | MnSCU Two-Year Colleges | MnSCU Four-Year Universities | University of Minnesota | Minnesota Private Non-Profit Institutions | Minnesota Private For-Profit Institutions |
|-----------------------|--|------------------|-------------------------|------------------------------|-------------------------|---|---|
| Less than \$10,000    | Number of Recipients                             | 5,578            | 3,044                   | 317                          | 73                      | 254                                       | 1,890                                     |
|                       | Combined Federal Pell and Minnesota State Grants | \$21.14          | \$10.71                 | \$1.45                       | \$0.42                  | \$1.21                                    | \$7.36                                    |
|                       | Minnesota State Grants                           | \$2.75           | \$0.84                  | \$0.19                       | \$0.14                  | \$0.29                                    | \$1.29                                    |
| \$10,000 to \$19,999  | Number of Recipients                             | 4,069            | 2,301                   | 212                          | 39                      | 156                                       | 1,361                                     |
|                       | Combined Federal Pell and Minnesota State Grants | \$15.74          | \$8.33                  | \$0.90                       | \$0.22                  | \$0.80                                    | \$5.49                                    |
|                       | Minnesota State Grants                           | \$2.04           | \$0.63                  | \$0.13                       | \$0.07                  | \$0.21                                    | \$1.01                                    |
| \$20,000 to \$29,999  | Number of Recipients                             | 2,742            | 1,482                   | 160                          | 31                      | 142                                       | 927                                       |
|                       | Combined Federal Pell and Minnesota State Grants | \$10.62          | \$5.30                  | \$0.64                       | \$0.14                  | \$0.67                                    | \$3.88                                    |
|                       | Minnesota State Grants                           | \$1.45           | \$0.41                  | \$0.09                       | \$0.05                  | \$0.16                                    | \$0.74                                    |
| \$30,000 to \$39,999  | Number of Recipients                             | 829              | 321                     | 67                           | 17                      | 85  | 339                                       |
|                       | Combined Federal Pell and Minnesota State Grants | \$3.09           | \$1.12                  | \$0.22                       | \$0.06                  | \$0.36                                    | \$1.33                                    |
|                       | Minnesota State Grants                           | \$0.52           | \$0.09                  | \$0.04                       | \$0.02                  | \$0.09                                    | \$0.29                                    |
| \$40,000 to \$49,999  | Number of Recipients                             | 174              | 42                      | 14                           | 4                       | 43  | 71  |
|                       | Combined Federal Pell and Minnesota State Grants | \$0.54           | \$0.12                  | \$0.04                       | \$0.00                  | \$0.15                                    | \$0.21                                    |
|                       | Minnesota State Grants                           | \$0.13           | \$0.01                  | \$0.01                       | \$0.00                  | \$0.05                                    | \$0.05                                    |
| \$50,000 to \$59,999  | Number of Recipients                             | 34               | 1                       | 3                            | 1                       | 16  | 13  |
|                       | Combined Federal Pell and Minnesota State Grants | \$0.09           | \$0.00                  | \$0.00                       | \$0.00                  | \$0.05                                    | \$0.03                                    |
|                       | Minnesota State Grants                           | \$0.03           | \$0.00                  | \$0.00                       | \$0.00                  | \$0.02                                    | \$0.01                                    |
| \$60,000 to \$69,999  | Number of Recipients                             | 8                | 0                       | 1                            | 1                       | 2   | 4   |
|                       | Combined Federal Pell and Minnesota State Grants | \$0.00           | \$0.00                  | \$0.00                       | \$0.00                  | \$0.00                                    | \$0.00                                    |
|                       | Minnesota State Grants                           | \$0.00           | \$0.00                  | \$0.00                       | \$0.00                  | \$0.00                                    | \$0.00                                    |
| \$70,000 to \$79,999  | Number of Recipients                             | 2                | 0                       | 0                            | 0                       | 1   | 1   |
|                       | Combined Federal Pell and Minnesota State Grants | \$0.00           | \$0.00                  | \$0.00                       | \$0.00                  | \$0.00                                    | \$0.00                                    |
|                       | Minnesota State Grants                           | \$0.00           | \$0.00                  | \$0.00                       | \$0.00                  | \$0.00                                    | \$0.00                                    |
| \$80,000 or More      | Number of Recipients                             | 0                | \$0.00                  | 0                            | 0                       | 0   | 0   |
|                       | Combined Federal Pell and Minnesota State Grants | \$0.00           | \$0.00                  | \$0.00                       | \$0.00                  | \$0.00                                    | \$0.00                                    |
|                       | Minnesota State Grants                           | \$0.00           | \$0.00                  | \$0.00                       | \$0.00                  | \$0.00                                    | \$0.00                                    |
| Total                 | Number of Recipients                             | 13,436           | 7,191                   | 774                          | 166                     | 699                                       | 4,606                                     |
|                       | Combined Federal Pell and Minnesota State Grants | \$51.24          | \$25.58                 | \$3.25                       | \$0.85                  | \$3.25                                    | \$18.31                                   |
|                       | Minnesota State Grants                           | \$6.93           | \$1.97                  | \$0.46                       | \$0.29                  | \$0.81                                    | \$3.40                                    |

Note: Dollars are in millions. Award amounts for categories with fewer than 10 recipients are reported as zero. Totals include amounts for all categories.

Adjusted gross income of Minnesota State Grant recipients is as reported on federal individual income tax forms. For dependent students, the parents' income was used; for others, the student's, and their spouse's if married, were used.

**Table 17**

**Unmarried Independent Students with Dependents (Children)**

**Fiscal Year 2011**

| <b>Students Registered for 30 or More Credits</b> |  | <b>Minnesota State Grant Statistics</b> |                         |                              |                         |   |   |
|---|--|---|-------------------------|------------------------------|-------------------------|---|---|
| Adjusted Gross Income                             |  | All Institutions                        | MnSCU Two-Year Colleges | MnSCU Four-Year Universities | University of Minnesota | Minnesota Private Non-Profit Institutions | Minnesota Private For-Profit Institutions |
| Less than \$10,000                                | Number of Recipients                             | 1,105                                   | 565                     | 108                          | 28                      | 68  | 336                                       |
|   | Combined Federal Pell and Minnesota State Grants | \$7.46                                  | \$3.49                  | \$0.78                       | \$0.26                  | \$0.59                                    | \$2.33                                    |
|   | Minnesota State Grants                           | \$1.33                                  | \$0.36                  | \$0.18                       | \$0.11                  | \$0.21                                    | \$0.47                                    |
| \$10,000 to \$19,999                              | Number of Recipients                             | 855                                     | 489                     | 54                           | 23                      | 40  | 249                                       |
|   | Combined Federal Pell and Minnesota State Grants | \$5.70                                  | \$3.01                  | \$0.39                       | \$0.21                  | \$0.34                                    | \$1.74                                    |
|   | Minnesota State Grants                           | \$0.96                                  | \$0.31                  | \$0.09                       | \$0.09                  | \$0.11                                    | \$0.36                                    |
| \$20,000 to \$29,999                              | Number of Recipients                             | 482                                     | 270                     | 32                           | 9                       | 17  | 154                                       |
|   | Combined Federal Pell and Minnesota State Grants | \$3.22                                  | \$1.66                  | \$0.23                       | \$0.00                  | \$0.15                                    | \$1.11                                    |
|   | Minnesota State Grants                           | \$0.57                                  | \$0.17                  | \$0.05                       | \$0.00                  | \$0.05                                    | \$0.26                                    |
| \$30,000 to \$39,999                              | Number of Recipients                             | 145                                     | 65                      | 10                           | 6                       | 11  | 53  |
|   | Combined Federal Pell and Minnesota State Grants | \$0.91                                  | \$0.36                  | \$0.07                       | \$0.00                  | \$0.09                                    | \$0.34                                    |
|   | Minnesota State Grants                           | \$0.21                                  | \$0.04                  | \$0.02                       | \$0.00                  | \$0.04                                    | \$0.09                                    |
| \$40,000 to \$49,999                              | Number of Recipients                             | 42                                      | 19                      | 4                            | 2                       | 5   | 12  |
|   | Combined Federal Pell and Minnesota State Grants | \$0.20                                  | \$0.07                  | \$0.00                       | \$0.00                  | \$0.00                                    | \$0.06                                    |
|   | Minnesota State Grants                           | \$0.06                                  | \$0.01                  | \$0.00                       | \$0.00                  | \$0.00                                    | \$0.02                                    |
| \$50,000 to \$59,999                              | Number of Recipients                             | 10                                      | 3                       | 0                            | 0                       | 2   | 5   |
|   | Combined Federal Pell and Minnesota State Grants | \$0.03                                  | \$0.00                  | \$0.00                       | \$0.00                  | \$0.00                                    | \$0.00                                    |
|   | Minnesota State Grants                           | \$0.01                                  | \$0.00                  | \$0.00                       | \$0.00                  | \$0.00                                    | \$0.00                                    |
| \$60,000 to \$69,999                              | Number of Recipients                             | 2                                       | 0                       | 1                            | 0                       | 0   | 1   |
|   | Combined Federal Pell and Minnesota State Grants | \$0.00                                  | \$0.00                  | \$0.00                       | \$0.00                  | \$0.00                                    | \$0.00                                    |
|   | Minnesota State Grants                           | \$0.00                                  | \$0.00                  | \$0.00                       | \$0.00                  | \$0.00                                    | \$0.00                                    |
| \$70,000 to \$79,999                              | Number of Recipients                             | 2                                       | 1                       | 0                            | 0                       | 0   | 1   |
|   | Combined Federal Pell and Minnesota State Grants | \$0.00                                  | \$0.00                  | \$0.00                       | \$0.00                  | \$0.00                                    | \$0.00                                    |
|   | Minnesota State Grants                           | \$0.00                                  | \$0.00                  | \$0.00                       | \$0.00                  | \$0.00                                    | \$0.00                                    |
| \$80,000 or More                                  | Number of Recipients                             | 0                                       | 0                       | 0                            | 0                       | 0   | 0   |
|   | Combined Federal Pell and Minnesota State Grants | \$0.00                                  | \$0.00                  | \$0.00                       | \$0.00                  | \$0.00                                    | \$0.00                                    |
|   | Minnesota State Grants                           | \$0.00                                  | \$0.00                  | \$0.00                       | \$0.00                  | \$0.00                                    | \$0.00                                    |
| Total   | Number of Recipients                             | 2,643                                   | 1,412                   | 209                          | 68                      | 143                                       | 811                                       |
|   | Combined Federal Pell and Minnesota State Grants | \$17.53                                 | \$8.60                  | \$1.49                       | \$0.63                  | \$1.21                                    | \$5.60                                    |
|   | Minnesota State Grants                           | \$3.15                                  | \$0.89                  | \$0.35                       | \$0.26                  | \$0.44                                    | \$1.21                                    |

Note: Dollars are in millions. Award amounts for categories with fewer than 10 recipients are reported as zero. Totals include amounts for all categories.

Adjusted gross income of Minnesota State Grant recipients is as reported on federal individual income tax forms. For dependent students, the parents' income was used; for others, the student's, and their spouse's if married, were used.

**Table 18**  
**Married Independent Students with No Other Dependents (Children)**  
**Students Registered for Fewer than 30 Credits**

**Fiscal Year 2011**  
**Minnesota State Grant Statistics**

| Adjusted Gross Income |  | All Institutions | MnSCU Two-Year Colleges | MnSCU Four-Year Universities | University of Minnesota | Minnesota Private Non-Profit Institutions | Minnesota Private For-Profit Institutions |
|-----------------------|--|------------------|-------------------------|------------------------------|-------------------------|---|---|
| Less than \$10,000    | Number of Recipients                             | 371              | 207                     | 33                           | 12                      | 31  | 88  |
|                       | Combined Federal Pell and Minnesota State Grants | \$1.46           | \$0.73                  | \$0.16                       | \$0.06                  | \$0.17                                    | \$0.34                                    |
|                       | Minnesota State Grants                           | \$0.24           | \$0.07                  | \$0.02                       | \$0.02                  | \$0.06                                    | \$0.07                                    |
| \$10,000 to \$19,999  | Number of Recipients                             | 383              | 173                     | 51                           | 31                      | 44  | 84  |
|                       | Combined Federal Pell and Minnesota State Grants | \$1.56           | \$0.61                  | \$0.24                       | \$0.16                  | \$0.20                                    | \$0.35                                    |
|                       | Minnesota State Grants                           | \$0.31           | \$0.06                  | \$0.05                       | \$0.06                  | \$0.07                                    | \$0.07                                    |
| \$20,000 to \$29,999  | Number of Recipients                             | 359              | 169                     | 57                           | 24                      | 36  | 73  |
|                       | Combined Federal Pell and Minnesota State Grants | \$1.00           | \$0.40                  | \$0.18                       | \$0.10                  | \$0.14                                    | \$0.18                                    |
|                       | Minnesota State Grants                           | \$0.34           | \$0.08                  | \$0.06                       | \$0.06                  | \$0.07                                    | \$0.07                                    |
| \$30,000 to \$39,999  | Number of Recipients                             | 182              | 83                      | 30                           | 19                      | 18  | 32  |
|                       | Combined Federal Pell and Minnesota State Grants | \$0.24           | \$0.07                  | \$0.04                       | \$0.05                  | \$0.04                                    | \$0.04                                    |
|                       | Minnesota State Grants                           | \$0.16           | \$0.04                  | \$0.02                       | \$0.04                  | \$0.03                                    | \$0.03                                    |
| \$40,000 to \$49,999  | Number of Recipients                             | 63               | 21                      | 5                            | 11                      | 14  | 12  |
|                       | Combined Federal Pell and Minnesota State Grants | \$0.07           | \$0.01                  | \$0.00                       | \$0.02                  | \$0.03                                    | \$0.01                                    |
|                       | Minnesota State Grants                           | \$0.05           | \$0.01                  | \$0.00                       | \$0.01                  | \$0.02                                    | \$0.01                                    |
| \$50,000 to \$59,999  | Number of Recipients                             | 10               | 2                       | 1                            | 1                       | 4   | 2   |
|                       | Combined Federal Pell and Minnesota State Grants | \$0.01           | \$0.00                  | \$0.00                       | \$0.00                  | \$0.00                                    | \$0.00                                    |
|                       | Minnesota State Grants                           | \$0.01           | \$0.00                  | \$0.00                       | \$0.00                  | \$0.00                                    | \$0.00                                    |
| \$60,000 to \$69,999  | Number of Recipients                             | 1                | 0                       | 0                            | 0                       | 1   | 0   |
|                       | Combined Federal Pell and Minnesota State Grants | \$0.00           | \$0.00                  | \$0.00                       | \$0.00                  | \$0.00                                    | \$0.00                                    |
|                       | Minnesota State Grants                           | \$0.00           | \$0.00                  | \$0.00                       | \$0.00                  | \$0.00                                    | \$0.00                                    |
| \$70,000 to \$79,999  | Number of Recipients                             | 0                | 0                       | 0                            | 0                       | 0   | 0   |
|                       | Combined Federal Pell and Minnesota State Grants | \$0.00           | \$0.00                  | \$0.00                       | \$0.00                  | \$0.00                                    | \$0.00                                    |
|                       | Minnesota State Grants                           | \$0.00           | \$0.00                  | \$0.00                       | \$0.00                  | \$0.00                                    | \$0.00                                    |
| \$80,000 or More      | Number of Recipients                             | 0                | 0                       | 0                            | 0                       | 0   | 0   |
|                       | Combined Federal Pell and Minnesota State Grants | \$0.00           | \$0.00                  | \$0.00                       | \$0.00                  | \$0.00                                    | \$0.00                                    |
|                       | Minnesota State Grants                           | \$0.00           | \$0.00                  | \$0.00                       | \$0.00                  | \$0.00                                    | \$0.00                                    |
| Total                 | Number of Recipients                             | 1,369            | 655                     | 177                          | 98                      | 148                                       | 291                                       |
|                       | Combined Federal Pell and Minnesota State Grants | \$4.34           | \$1.84                  | \$0.63                       | \$0.38                  | \$0.58                                    | \$0.91                                    |
|                       | Minnesota State Grants                           | \$1.11           | \$0.26                  | \$0.15                       | \$0.20                  | \$0.26                                    | \$0.25                                    |

Note: Dollars are in millions. Award amounts for categories with fewer than 10 recipients are reported as zero. Totals include amounts for all categories.

Adjusted gross income of Minnesota State Grant recipients is as reported on federal individual income tax forms. For dependent students, the parents' income was used; for others, the student's, and their spouse's if married, were used.

**Table 19**  
**Married Independent Students with No Other Dependents (Children)**

**Fiscal Year 2011**

| <b>Students Registered for 30 or More Credits</b> |  | <b>Minnesota State Grant Statistics</b> |                         |                              |                         |   |   |
|---|--|---|-------------------------|------------------------------|-------------------------|---|---|
| Adjusted Gross Income                             |  | All Institutions                        | MnSCU Two-Year Colleges | MnSCU Four-Year Universities | University of Minnesota | Minnesota Private Non-Profit Institutions | Minnesota Private For-Profit Institutions |
| Less than \$10,000                                | Number of Recipients                             | 141                                     | 51                      | 16                           | 18                      | 26  | 30  |
|   | Combined Federal Pell and Minnesota State Grants | \$1.03                                  | \$0.30                  | \$0.11                       | \$0.16                  | \$0.23                                    | \$0.21                                    |
|   | Minnesota State Grants                           | \$0.26                                  | \$0.03                  | \$0.03                       | \$0.07                  | \$0.09                                    | \$0.05                                    |
| \$10,000 to \$19,999                              | Number of Recipients                             | 180                                     | 55                      | 33                           | 23                      | 36  | 33  |
|   | Combined Federal Pell and Minnesota State Grants | \$1.22                                  | \$0.30                  | \$0.21                       | \$0.20                  | \$0.30                                    | \$0.22                                    |
|   | Minnesota State Grants                           | \$0.36                                  | \$0.04                  | \$0.06                       | \$0.09                  | \$0.13                                    | \$0.05                                    |
| \$20,000 to \$29,999                              | Number of Recipients                             | 148                                     | 64                      | 28                           | 12                      | 13  | 31  |
|   | Combined Federal Pell and Minnesota State Grants | \$0.63                                  | \$0.21                  | \$0.13                       | \$0.07                  | \$0.07                                    | \$0.15                                    |
|   | Minnesota State Grants                           | \$0.30                                  | \$0.06                  | \$0.06                       | \$0.05                  | \$0.05                                    | \$0.07                                    |
| \$30,000 to \$39,999                              | Number of Recipients                             | 81                                      | 35                      | 19                           | 6                       | 7   | 14  |
|   | Combined Federal Pell and Minnesota State Grants | \$0.17                                  | \$0.04                  | \$0.03                       | \$0.00                  | \$0.00                                    | \$0.04                                    |
|   | Minnesota State Grants                           | \$0.14                                  | \$0.03                  | \$0.03                       | \$0.00                  | \$0.00                                    | \$0.03                                    |
| \$40,000 to \$49,999                              | Number of Recipients                             | 23                                      | 5                       | 1                            | 5                       | 5   | 7   |
|   | Combined Federal Pell and Minnesota State Grants | \$0.05                                  | \$0.00                  | \$0.00                       | \$0.00                  | \$0.00                                    | \$0.00                                    |
|   | Minnesota State Grants                           | \$0.05                                  | \$0.00                  | \$0.00                       | \$0.00                  | \$0.00                                    | \$0.00                                    |
| \$50,000 to \$59,999                              | Number of Recipients                             | 9                                       | 3                       | 3                            | 0                       | 1   | 2   |
|   | Combined Federal Pell and Minnesota State Grants | \$0.01                                  | \$0.00                  | \$0.00                       | \$0.00                  | \$0.00                                    | \$0.00                                    |
|   | Minnesota State Grants                           | \$0.01                                  | \$0.00                  | \$0.00                       | \$0.00                  | \$0.00                                    | \$0.00                                    |
| \$60,000 to \$69,999                              | Number of Recipients                             | 4                                       | 0                       | 0                            | 1                       | 2   | 1   |
|   | Combined Federal Pell and Minnesota State Grants | \$0.00                                  | \$0.00                  | \$0.00                       | \$0.00                  | \$0.00                                    | \$0.00                                    |
|   | Minnesota State Grants                           | \$0.00                                  | \$0.00                  | \$0.00                       | \$0.00                  | \$0.00                                    | \$0.00                                    |
| \$70,000 to \$79,999                              | Number of Recipients                             | 0                                       | 0                       | 0                            | 0                       | 0   | 0   |
|   | Combined Federal Pell and Minnesota State Grants | \$0.00                                  | \$0.00                  | \$0.00                       | \$0.00                  | \$0.00                                    | \$0.00                                    |
|   | Minnesota State Grants                           | \$0.00                                  | \$0.00                  | \$0.00                       | \$0.00                  | \$0.00                                    | \$0.00                                    |
| \$80,000 or More                                  | Number of Recipients                             | 0                                       | 0                       | 0                            | 0                       | 0   | 0   |
|   | Combined Federal Pell and Minnesota State Grants | \$0.00                                  | \$0.00                  | \$0.00                       | \$0.00                  | \$0.00                                    | \$0.00                                    |
|   | Minnesota State Grants                           | \$0.00                                  | \$0.00                  | \$0.00                       | \$0.00                  | \$0.00                                    | \$0.00                                    |
| Total   | Number of Recipients                             | 586                                     | 213                     | 100                          | 65                      | 90  | 118                                       |
|   | Combined Federal Pell and Minnesota State Grants | \$3.12                                  | \$0.86                  | \$0.48                       | \$0.48                  | \$0.66                                    | \$0.63                                    |
|   | Minnesota State Grants                           | \$1.12                                  | \$0.17                  | \$0.17                       | \$0.24                  | \$0.31                                    | \$0.22                                    |

Note: Dollars are in millions. Award amounts for categories with fewer than 10 recipients are reported as zero. Totals include amounts for all categories.

Adjusted gross income of Minnesota State Grant recipients is as reported on federal individual income tax forms. For dependent students, the parents' income was used; for others, the student's, and their spouse's if married, were used.

**Table 20**  
**Unmarried Independent Students with No Other Dependents (Children)**  
**Students Registered for Fewer than 30 Credits**

**Fiscal Year 2011**  
**Minnesota State Grant Statistics**

| Adjusted Gross Income |  | All Institutions | MnSCU Two-Year Colleges | MnSCU Four-Year Universities | University of Minnesota | Minnesota Private Non-Profit Institutions | Minnesota Private For-Profit Institutions |
|-----------------------|--|------------------|-------------------------|------------------------------|-------------------------|---|---|
| Less than \$10,000    | Number of Recipients                             | 6,548            | 3,558                   | 693                          | 397                     | 513                                       | 1,387                                     |
|                       | Combined Federal Pell and Minnesota State Grants | \$26.64          | \$12.94                 | \$3.41                       | \$2.30                  | \$2.49                                    | \$5.51                                    |
|                       | Minnesota State Grants                           | \$3.96           | \$1.01                  | \$0.49                       | \$0.81                  | \$0.59                                    | \$1.06                                    |
| \$10,000 to \$19,999  | Number of Recipients                             | 3,231            | 1,580                   | 441                          | 248                     | 230                                       | 732                                       |
|                       | Combined Federal Pell and Minnesota State Grants | \$9.47           | \$4.16                  | \$1.48                       | \$1.00                  | \$0.83                                    | \$2.00                                    |
|                       | Minnesota State Grants                           | \$2.48           | \$0.63                  | \$0.39                       | \$0.52                  | \$0.33                                    | \$0.61                                    |
| \$20,000 to \$29,999  | Number of Recipients                             | 1,382            | 625                     | 181                          | 83                      | 137                                       | 356                                       |
|                       | Combined Federal Pell and Minnesota State Grants | \$1.57           | \$0.52                  | \$0.23                       | \$0.19                  | \$0.23                                    | \$0.41                                    |
|                       | Minnesota State Grants                           | \$1.18           | \$0.32                  | \$0.17                       | \$0.17                  | \$0.19                                    | \$0.32                                    |
| \$30,000 to \$39,999  | Number of Recipients                             | 68               | 7                       | 3                            | 19                      | 16  | 23  |
|                       | Combined Federal Pell and Minnesota State Grants | \$0.05           | \$0.00                  | \$0.00                       | \$0.01                  | \$0.01                                    | \$0.01                                    |
|                       | Minnesota State Grants                           | \$0.04           | \$0.00                  | \$0.00                       | \$0.01                  | \$0.01                                    | \$0.01                                    |
| \$40,000 to \$49,999  | Number of Recipients                             | 2                | 0                       | 0                            | 2                       | 0   | 0   |
|                       | Combined Federal Pell and Minnesota State Grants | \$0.01           | \$0.00                  | \$0.00                       | \$0.00                  | \$0.00                                    | \$0.00                                    |
|                       | Minnesota State Grants                           | \$0.00           | \$0.00                  | \$0.00                       | \$0.00                  | \$0.00                                    | \$0.00                                    |
| \$50,000 to \$59,999  | Number of Recipients                             | 0                | 0                       | 0                            | 0                       | 0   | 0   |
|                       | Combined Federal Pell and Minnesota State Grants | \$0.00           | \$0.00                  | \$0.00                       | \$0.00                  | \$0.00                                    | \$0.00                                    |
|                       | Minnesota State Grants                           | \$0.00           | \$0.00                  | \$0.00                       | \$0.00                  | \$0.00                                    | \$0.00                                    |
| \$60,000 to \$69,999  | Number of Recipients                             | 0                | 0                       | 0                            | 0                       | 0   | 0   |
|                       | Combined Federal Pell and Minnesota State Grants | \$0.00           | \$0.00                  | \$0.00                       | \$0.00                  | \$0.00                                    | \$0.00                                    |
|                       | Minnesota State Grants                           | \$0.00           | \$0.00                  | \$0.00                       | \$0.00                  | \$0.00                                    | \$0.00                                    |
| \$70,000 to \$79,999  | Number of Recipients                             | 0                | 0                       | 0                            | 0                       | 0   | 0   |
|                       | Combined Federal Pell and Minnesota State Grants | \$0.00           | \$0.00                  | \$0.00                       | \$0.00                  | \$0.00                                    | \$0.00                                    |
|                       | Minnesota State Grants                           | \$0.00           | \$0.00                  | \$0.00                       | \$0.00                  | \$0.00                                    | \$0.00                                    |
| \$80,000 or More      | Number of Recipients                             | 0                | \$0.00                  | 0                            | 0                       | 0   | 0   |
|                       | Combined Federal Pell and Minnesota State Grants | \$0.00           | \$0.00                  | \$0.00                       | \$0.00                  | \$0.00                                    | \$0.00                                    |
|                       | Minnesota State Grants                           | \$0.00           | \$0.00                  | \$0.00                       | \$0.00                  | \$0.00                                    | \$0.00                                    |
| Total                 | Number of Recipients                             | 11,231           | 5,770                   | 1,318                        | 749                     | 896                                       | 2,498                                     |
|                       | Combined Federal Pell and Minnesota State Grants | \$37.73          | \$17.61                 | \$5.11                       | \$3.51                  | \$3.56                                    | \$7.93                                    |
|                       | Minnesota State Grants                           | \$7.66           | \$1.96                  | \$1.05                       | \$1.52                  | \$1.13                                    | \$2.00                                    |

Note: Dollars are in millions. Award amounts for categories with fewer than 10 recipients are reported as zero. Totals include amounts for all categories.

Adjusted gross income of Minnesota State Grant recipients is as reported on federal individual income tax forms. For dependent students, the parents' income was used; for others, the student's, and their spouse's if married, were used.

**Table 21**

**Unmarried Independent Students with No Other Dependents (Children)**

**Fiscal Year 2011**

| <b>Students Registered for 30 or More Credits</b> |  | <b>Minnesota State Grant Statistics</b> |                         |                              |                         |   |   |
|---|--|---|-------------------------|------------------------------|-------------------------|---|---|
| Adjusted Gross Income                             |  | All Institutions                        | MnSCU Two-Year Colleges | MnSCU Four-Year Universities | University of Minnesota | Minnesota Private Non-Profit Institutions | Minnesota Private For-Profit Institutions |
| Less than \$10,000                                | Number of Recipients                             | 1,937                                   | 824                     | 253                          | 236                     | 285                                       | 339                                       |
|   | Combined Federal Pell and Minnesota State Grants | \$13.88                                 | \$5.03                  | \$1.78                       | \$2.20                  | \$2.47                                    | \$2.40                                    |
|   | Minnesota State Grants                           | \$3.38                                  | \$0.53                  | \$0.41                       | \$0.92                  | \$0.93                                    | \$0.59                                    |
| \$10,000 to \$19,999                              | Number of Recipients                             | 1,163                                   | 566                     | 171                          | 85                      | 97  | 244                                       |
|   | Combined Federal Pell and Minnesota State Grants | \$5.44                                  | \$2.18                  | \$0.86                       | \$0.59                  | \$0.61                                    | \$1.20                                    |
|   | Minnesota State Grants                           | \$2.05                                  | \$0.56                  | \$0.34                       | \$0.36                  | \$0.31                                    | \$0.49                                    |
| \$20,000 to \$29,999                              | Number of Recipients                             | 545                                     | 269                     | 56                           | 40                      | 47  | 133                                       |
|   | Combined Federal Pell and Minnesota State Grants | \$1.11                                  | \$0.39                  | \$0.11                       | \$0.17                  | \$0.16                                    | \$0.29                                    |
|   | Minnesota State Grants                           | \$0.92                                  | \$0.27                  | \$0.10                       | \$0.15                  | \$0.14                                    | \$0.25                                    |
| \$30,000 to \$39,999                              | Number of Recipients                             | 37                                      | 2                       | 4                            | 10                      | 8   | 13  |
|   | Combined Federal Pell and Minnesota State Grants | \$0.05                                  | \$0.00                  | \$0.00                       | \$0.01                  | \$0.00                                    | \$0.02                                    |
|   | Minnesota State Grants                           | \$0.04                                  | \$0.00                  | \$0.00                       | \$0.01                  | \$0.00                                    | \$0.02                                    |
| \$40,000 to \$49,999                              | Number of Recipients                             | 1                                       | 0                       | 0                            | 0                       | 0   | 1   |
|   | Combined Federal Pell and Minnesota State Grants | \$0.00                                  | \$0.00                  | \$0.00                       | \$0.00                  | \$0.00                                    | \$0.00                                    |
|   | Minnesota State Grants                           | \$0.00                                  | \$0.00                  | \$0.00                       | \$0.00                  | \$0.00                                    | \$0.00                                    |
| \$50,000 to \$59,999                              | Number of Recipients                             | 0                                       | 0                       | 0                            | 0                       | 0   | 0   |
|   | Combined Federal Pell and Minnesota State Grants | \$0.00                                  | \$0.00                  | \$0.00                       | \$0.00                  | \$0.00                                    | \$0.00                                    |
|   | Minnesota State Grants                           | \$0.00                                  | \$0.00                  | \$0.00                       | \$0.00                  | \$0.00                                    | \$0.00                                    |
| \$60,000 to \$69,999                              | Number of Recipients                             | 0                                       | 0                       | 0                            | 0                       | 0   | 0   |
|   | Combined Federal Pell and Minnesota State Grants | \$0.00                                  | \$0.00                  | \$0.00                       | \$0.00                  | \$0.00                                    | \$0.00                                    |
|   | Minnesota State Grants                           | \$0.00                                  | \$0.00                  | \$0.00                       | \$0.00                  | \$0.00                                    | \$0.00                                    |
| \$70,000 to \$79,999                              | Number of Recipients                             | 0                                       | 0                       | 0                            | 0                       | 0   | 0   |
|   | Combined Federal Pell and Minnesota State Grants | \$0.00                                  | \$0.00                  | \$0.00                       | \$0.00                  | \$0.00                                    | \$0.00                                    |
|   | Minnesota State Grants                           | \$0.00                                  | \$0.00                  | \$0.00                       | \$0.00                  | \$0.00                                    | \$0.00                                    |
| \$80,000 or More                                  | Number of Recipients                             | 0                                       | 0                       | 0                            | 0                       | 0   | 0   |
|   | Combined Federal Pell and Minnesota State Grants | \$0.00                                  | \$0.00                  | \$0.00                       | \$0.00                  | \$0.00                                    | \$0.00                                    |
|   | Minnesota State Grants                           | \$0.00                                  | \$0.00                  | \$0.00                       | \$0.00                  | \$0.00                                    | \$0.00                                    |
| Total   | Number of Recipients                             | 3,683                                   | 1,661                   | 484                          | 371                     | 437                                       | 730                                       |
|   | Combined Federal Pell and Minnesota State Grants | \$20.48                                 | \$7.59                  | \$2.75                       | \$2.97                  | \$3.26                                    | \$3.91                                    |
|   | Minnesota State Grants                           | \$6.40                                  | \$1.36                  | \$0.85                       | \$1.44                  | \$1.39                                    | \$1.35                                    |

Note: Dollars are in millions. Award amounts for categories with fewer than 10 recipients are reported as zero. Totals include amounts for all categories.

Adjusted gross income of Minnesota State Grant recipients is as reported on federal individual income tax forms. For dependent students, the parents' income was used; for others, the student's, and their spouse's if married, were used.

# Minnesota State Grant Statistics

## Number of Recipients and Amount Awarded by Institution

### Fiscal Year 2011

| MnSCU Two-Year Colleges                       |  |   |                                 |
|---|--|---|---------------------------------|
| Participating Institutions                    | Number of Minnesota State Grant Recipients | Combined Federal Pell and Minnesota State Grants Received | Minnesota State Grants Received |
| Alexandria Technical College                  | 805  | \$3,448,000   | \$562,000                       |
| Anoka Technical College                       | 773  | \$2,896,000   | \$403,000                       |
| Anoka-Ramsey Community College                | 1,507                                      | \$5,172,000   | \$693,000                       |
| Central Lakes College                         | 1,455                                      | \$5,971,000   | \$909,000                       |
| Century College                               | 2,731                                      | \$9,878,000   | \$1,254,000                     |
| Dakota County Technical College               | 823  | \$3,109,000   | \$598,000                       |
| Fond du Lac Tribal & Community College        | 434  | \$1,808,000   | \$226,000                       |
| Hennepin Technical College                    | 1,766                                      | \$6,311,000   | \$785,000                       |
| Hibbing Community College                     | 649  | \$2,776,000   | \$359,000                       |
| Inver Hills Community College                 | 1,292                                      | \$4,352,000   | \$570,000                       |
| Itasca Community College                      | 440  | \$1,954,000   | \$226,000                       |
| Lake Superior College                         | 966  | \$3,580,000   | \$439,000                       |
| Mesabi Range Community & Technical College    | 510  | \$2,286,000   | \$265,000                       |
| Minneapolis Community & Technical College     | 3,400                                      | \$11,761,000  | \$1,432,000                     |
| Minnesota State College Southeast Technical   | 661  | \$2,641,000   | \$360,000                       |
| Minnesota State Community & Technical College | 1,425                                      | \$5,793,000   | \$818,000                       |
| Minnesota West Community & Technical College  | 1,017                                      | \$4,149,000   | \$633,000                       |
| Normandale Community College                  | 2,311                                      | \$8,302,000   | \$1,256,000                     |
| North Hennepin Community College              | 1,811                                      | \$6,290,000   | \$834,000                       |
| Northland Community & Technical College       | 744  | \$2,808,000   | \$469,000                       |
| Northwest Technical College                   | 476  | \$1,881,000   | \$257,000                       |
| Pine Technical College                        | 281  | \$1,091,000   | \$109,000                       |
| Rainy River Community College                 | 104  | \$453,000   | \$48,000                        |
| Ridgewater College                            | 1,527                                      | \$5,968,000   | \$969,000                       |

Award amounts for institutions with fewer than 10 recipients are reported as zero.



### MnSCU Two-Year Colleges

| Participating Institutions                | Number of Minnesota State Grant Recipients | Combined Federal Pell and Minnesota State Grants Received | Minnesota State Grants Received |
|---|--|---|---------------------------------|
| Riverland Community College               | 809  | \$3,092,000   | \$453,000                       |
| Rochester Community and Technical College | 1,605                                      | \$6,131,000   | \$954,000                       |
| South Central Technical College           | 1,222                                      | \$4,551,000   | \$755,000                       |
| St. Cloud Technical College               | 1,686                                      | \$6,369,000   | \$1,043,000                     |
| St. Paul College                          | 1,644                                      | \$6,348,000   | \$638,000                       |
| Vermilion Community College               | 203  | \$839,000   | \$115,000                       |
| Sub-Total                                 | 35,077                                     | \$132,012,000   | \$18,433,000                    |

### MnSCU Four-Year Universities

| Participating Institutions           | Number of Minnesota State Grant Recipients | Combined Federal Pell and Minnesota State Grants Received | Minnesota State Grants Received |
|--------------------------------------|--|---|---------------------------------|
| Bemidji State University             | 1,602                                      | \$7,524,000   | \$2,425,000                     |
| Metropolitan State University        | 1,269                                      | \$4,686,000   | \$1,069,000                     |
| Minnesota State University, Mankato  | 3,344                                      | \$14,849,000  | \$4,372,000                     |
| Minnesota State University Moorhead  | 1,472                                      | \$6,655,000   | \$1,986,000                     |
| Southwest Minnesota State University | 884  | \$4,280,000   | \$1,384,000                     |
| St. Cloud State University           | 4,019                                      | \$17,569,000  | \$4,530,000                     |
| Winona State University              | 1,472                                      | \$6,892,000   | \$2,651,000                     |
| Sub-Total                            | 14,062                                     | \$62,455,000  | \$18,416,000                    |

### University of Minnesota

| Participating Institutions          | Number of Minnesota State Grant Recipients | Combined Federal Pell and Minnesota State Grants Received | Minnesota State Grants Received |
|-------------------------------------|--|---|---------------------------------|
| University of Minnesota Crookston   | 441  | \$2,355,000   | \$1,164,000                     |
| University of Minnesota Duluth      | 2,734                                      | \$14,932,000  | \$7,748,000                     |
| University of Minnesota Morris      | 585  | \$3,426,000   | \$1,695,000                     |
| University of Minnesota Twin Cities | 6,984                                      | \$40,568,000  | \$20,447,000                    |
| Sub-Total                           | 10,744                                     | \$61,280,000  | \$31,054,000                    |

Award amounts for institutions with fewer than 10 recipients are reported as zero.

### Minnesota Private Non-Profit Institutions

| Participating Institutions                             | Number of Minnesota State Grant Recipients | Combined Federal Pell and Minnesota State Grants Received | Minnesota State Grants Received |
|--|--|---|---------------------------------|
| American Indian Opportunities Industrialization Center | 99   | \$392,000   | \$45,000                        |
| Augsburg College                                       | 1,103                                      | \$6,771,000   | \$3,075,000                     |
| Bethany Lutheran College                               | 217  | \$1,269,000   | \$647,000                       |
| Bethel University                                      | 958  | \$5,256,000   | \$2,553,000                     |
| Carleton College                                       | 107  | \$689,000   | \$332,000                       |
| College of Saint Benedict                              | 538  | \$3,241,000   | \$1,662,000                     |
| College of St. Scholastica                             | 911  | \$5,220,000   | \$2,752,000                     |
| College of Visual Arts                                 | 102  | \$646,000   | \$326,000                       |
| Concordia College                                      | 729  | \$4,042,000   | \$2,158,000                     |
| Concordia University                                   | 428  | \$2,493,000   | \$1,188,000                     |
| Crossroads College                                     | 57   | \$366,000   | \$156,000                       |
| Crown College  | 278  | \$1,416,000   | \$661,000                       |
| Dunwoody College of Technology                         | 712  | \$2,937,000   | \$733,000                       |
| Gustavus Adolphus College                              | 658  | \$3,979,000   | \$2,038,000                     |
| Hamline University                                     | 690  | \$4,218,000   | \$2,120,000                     |
| Leech Lake Tribal College                              | 45   | \$196,000   | \$19,000                        |
| Macalester College                                     | 100  | \$674,000   | \$325,000                       |
| Martin Luther College                                  | 47   | \$240,000   | \$149,000                       |
| Minneapolis College of Art and Design                  | 174  | \$916,000   | \$485,000                       |
| North Central University                               | 309  | \$1,770,000   | \$835,000                       |
| Northwestern College                                   | 817  | \$4,666,000   | \$2,277,000                     |
| Northwestern Health Sciences University                | 28   | \$118,000   | \$42,000                        |
| Oak Hills Christian College                            | 62   | \$382,000   | \$155,000                       |
| Presentation College                                   | 48   | \$268,000   | \$102,000                       |
| St. Catherine University                               | 1,288                                      | \$6,693,000   | \$2,684,000                     |
| Saint John's University                                | 407  | \$2,381,000   | \$1,237,000                     |

Award amounts for institutions with fewer than 10 recipients are reported as zero.

### Minnesota Private Non-Profit Institutions

| Participating Institutions                          | Number of Minnesota State Grant Recipients | Combined Federal Pell and Minnesota State Grants Received | Minnesota State Grants Received |
|---|--|---|---------------------------------|
| Saint Mary's University of Minnesota                | 378  | \$2,058,000   | \$974,000                       |
| St. Olaf College                                    | 439  | \$2,691,000   | \$1,374,000                     |
| Summit Academy Opportunity Industrialization Center | 151  | \$461,000   | \$82,000                        |
| University of St. Thomas                            | 1,355                                      | \$7,912,000   | \$3,866,000                     |
| White Earth Tribal College                          | 1  | \$0   | \$0                             |
| Sub-Total   | 13,236                                     | \$74,364,000  | \$35,053,000                    |

### Minnesota Private For-Profit Institutions

| Participating Institutions             | Number of Minnesota State Grant Recipients | Combined Federal Pell and Minnesota State Grants Received | Minnesota State Grants Received |
|--|--|---|---------------------------------|
| Academy College                        | 81   | \$320,000   | \$54,000                        |
| Allure School of Cosmetology           | 36   | \$177,000   | \$42,000                        |
| Anthem College                         | 263  | \$1,155,000   | \$263,000                       |
| Argosy University, Twin Cities Campus  | 433  | \$2,070,000   | \$430,000                       |
| Art Institutes International Minnesota | 951  | \$4,392,000   | \$1,665,000                     |
| Avalon School of Cosmetology           | 28   | \$149,000   | \$36,000                        |
| Aveda Institute Minneapolis            | 181  | \$859,000   | \$191,000                       |
| Brown College                          | 616  | \$3,074,000   | \$1,211,000                     |
| Central Beauty School Cambridge        | 7  | \$0   | \$0                             |
| Central Beauty School Minneapolis      | 2  | \$0   | \$0                             |
| Cosmetology Careers Unlimited Duluth   | 37   | \$212,000   | \$59,000                        |
| Cosmetology Careers Unlimited Hibbing  | 38   | \$199,000   | \$55,000                        |
| Cosmetology Training Center Mankato    | 29   | \$118,000   | \$30,000                        |
| DeVry University Edina Center          | 70   | \$380,000   | \$141,000                       |
| Duluth Business University             | 239  | \$837,000   | \$122,000                       |
| Empire Beauty School Bloomington       | 210  | \$1,005,000   | \$229,000                       |
| Empire Beauty School St. Paul          | 237  | \$1,199,000   | \$225,000                       |

Award amounts for institutions with fewer than 10 recipients are reported as zero.

## Minnesota Private For-Profit Institutions

| Participating Institutions                                      | Number of Minnesota State Grant Recipients | Combined Federal Pell and Minnesota State Grants Received | Minnesota State Grants Received |
|---|--|---|---------------------------------|
| Everest Institute   | 32   | \$61,000  | \$27,000                        |
| Globe University  | 644  | \$2,446,000   | \$668,000                       |
| Hastings Beauty School  | 40   | \$212,000   | \$50,000                        |
| Herzing College   | 210  | \$949,000   | \$272,000                       |
| Institute of Production & Recording                             | 119  | \$468,000   | \$118,000                       |
| ITT Technical Institute   | 81   | \$223,000   | \$72,000                        |
| LA Beauty School  | 2  | \$0   | \$0                             |
| Le Cordon Bleu College of Culinary Arts<br>Minneapolis St. Paul | 349  | \$1,498,000   | \$299,000                       |
| Masters Recording Institute                                     | 4  | \$0   | \$0                             |
| McNally Smith College of Music                                  | 120  | \$689,000   | \$307,000                       |
| Minneapolis Business College                                    | 330  | \$1,746,000   | \$396,000                       |
| Minneapolis Media Institute                                     | 106  | \$533,000   | \$147,000                       |
| Minnesota School of Barbering                                   | 10   | \$54,000  | \$13,000                        |
| Minnesota School of Beauty                                      | 24   | \$99,000  | \$28,000                        |
| Minnesota School of Business                                    | 3,619                                      | \$13,735,000  | \$3,632,000                     |
| Minnesota School of Cosmetology                                 | 119  | \$559,000   | \$122,000                       |
| Model College of Hair Design                                    | 90   | \$444,000   | \$135,000                       |
| Moler Barber School   | 50   | \$246,000   | \$62,000                        |
| MRI School of Minnesota   | 3  | \$0   | \$0                             |
| National American University                                    | 1,059                                      | \$4,361,000   | \$889,000                       |
| Nova Academy of Cosmetology                                     | 72   | \$399,000   | \$79,000                        |
| NTI School of CAD Technology                                    | 60   | \$268,000   | \$80,000                        |
| Park Avenue School of Cosmetology                               | 34   | \$204,000   | \$39,000                        |
| PCI Academy New Hope  | 27   | \$116,000   | \$21,000                        |
| Pro-Image Beauty School   | 4  | \$0   | \$0                             |
| Professional Salon Academy                                      | 24   | \$124,000   | \$24,000                        |

Award amounts for institutions with fewer than 10 recipients are reported as zero.

**Minnesota Private For-Profit Institutions**

| Participating Institutions                 | Number of Minnesota State Grant Recipients        | Combined Federal Pell and Minnesota State Grants Received        | Minnesota State Grants Received        |
|--|---|--|--|
| Rasmussen College Blaine                   | 247   | \$981,000  | \$222,000                              |
| Rasmussen College Bloomington              | 394   | \$1,519,000  | \$356,000                              |
| Rasmussen College Brooklyn Park            | 745   | \$2,771,000  | \$650,000                              |
| Rasmussen College Eagan                    | 564   | \$2,404,000  | \$530,000                              |
| Rasmussen College Lake Elmo                | 373   | \$1,745,000  | \$358,000                              |
| Rasmussen College Mankato                  | 563   | \$2,298,000  | \$469,000                              |
| Rasmussen College Moorhead                 | 229   | \$776,000  | \$190,000                              |
| Rasmussen College St. Cloud                | 925   | \$3,609,000  | \$763,000                              |
| Regency Beauty Institute Blaine            | 505   | \$2,426,000  | \$581,000                              |
| Rochester School of Hair Design            | 47  | \$192,000  | \$52,000                               |
| Transportation Center for Excellence       | 54  | \$83,000   | \$19,000                               |
| University of Phoenix Minneapolis St. Paul | 368   | \$1,604,000  | \$490,000                              |
| Sub-Total                                  | 15,704  | \$66,069,000   | \$16,937,000                           |
| <b>All Institutions</b>                    | <b>Number of Minnesota State Grant Recipients</b> | <b>Combined Federal Pell and Minnesota State Grants Received</b> | <b>Minnesota State Grants Received</b> |
| Total                                      | 88,823  | \$396,180,000  | \$119,894,000                          |

Award amounts for institutions with fewer than 10 recipients are reported as zero.  
Totals include amounts for all institutions.