



Revised February 2015



# Minnesota State Grant End-of-Year Statistics Fiscal Year 2012



## Author

### **Meredith Fergus**

Policy Analyst

Tel: 651-259-3963

Meredith.Fergus@state.mn.us

## About the Minnesota Office of Higher Education

The Minnesota Office of Higher Education is a cabinet-level state agency providing students with financial aid programs and information to help them gain access to postsecondary education. The agency also serves as the state's clearinghouse for data, research and analysis on postsecondary enrollment, financial aid, finance and trends.

The Minnesota State Grant Program is the largest financial aid program administered by the Office of Higher Education, awarding up to \$150 million in need-based grants to Minnesota residents attending eligible colleges, universities and career schools in Minnesota. The agency oversees other state scholarship programs, tuition reciprocity programs, a student loan program, Minnesota's 529 College Savings Plan, licensing and early college awareness programs for youth.

## Minnesota Office of Higher Education

1450 Energy Park Drive, Suite 350  
Saint Paul, MN 55108-5227

Tel: 651.642.0567 or 800.657.3866

TTY Relay: 800.627.3529

Fax: 651.642.0675

E-mail: [info@ohe.state.mn.us](mailto:info@ohe.state.mn.us)

[www.getready.state.mn.us](http://www.getready.state.mn.us)

[www.ohe.state.mn.us](http://www.ohe.state.mn.us)



MINNESOTA  
OFFICE OF  
HIGHER  
EDUCATION

*reach higher*

# Table of Contents

---

Table of Contents .....	3
Introduction.....	5
Fiscal Year 2012 Applicants .....	6
Fiscal Year 2012 Recipients .....	7
Postsecondary Institution Choice .....	9
Family Circumstances .....	12
Registration Load .....	13
Additional Tables .....	17
Number of Recipients, Combined Pell and State Grants Awarded and State Grant Amount Awarded by Family Type, Registration Load, Institution Type, and Family Adjusted Gross Income.....	17
Number of Recipients and Amount Awarded by Institution.....	29
Recipients by County of Residence* .....	35



# Introduction

---

The Minnesota State Grant program is a need-based financial aid program created to assist Minnesota resident undergraduates attending public and private postsecondary institutions in Minnesota. The program was first established in 1969 and in Fiscal Year 2012 awarded approximately \$143 million in gift aid to approximately 96,000 students. The program is designed to complement the Federal Pell Grant program and provide choice and access to undergraduate students to attend the postsecondary institutions that best meet their needs.

Since 1983, Minnesota State Grant policy has been based on the Design for Shared Responsibility model. This model was initially built on the work of the Carnegie Commission on Policy Studies in Higher Education. The goal of the program is established in Minnesota Statute 136A.095:

*The legislature finds and declares that the identification of men and women of the state who are economically disadvantaged and the encouragement of their educational development in eligible institutions of their choosing are in the best interests of the state and of the students.*

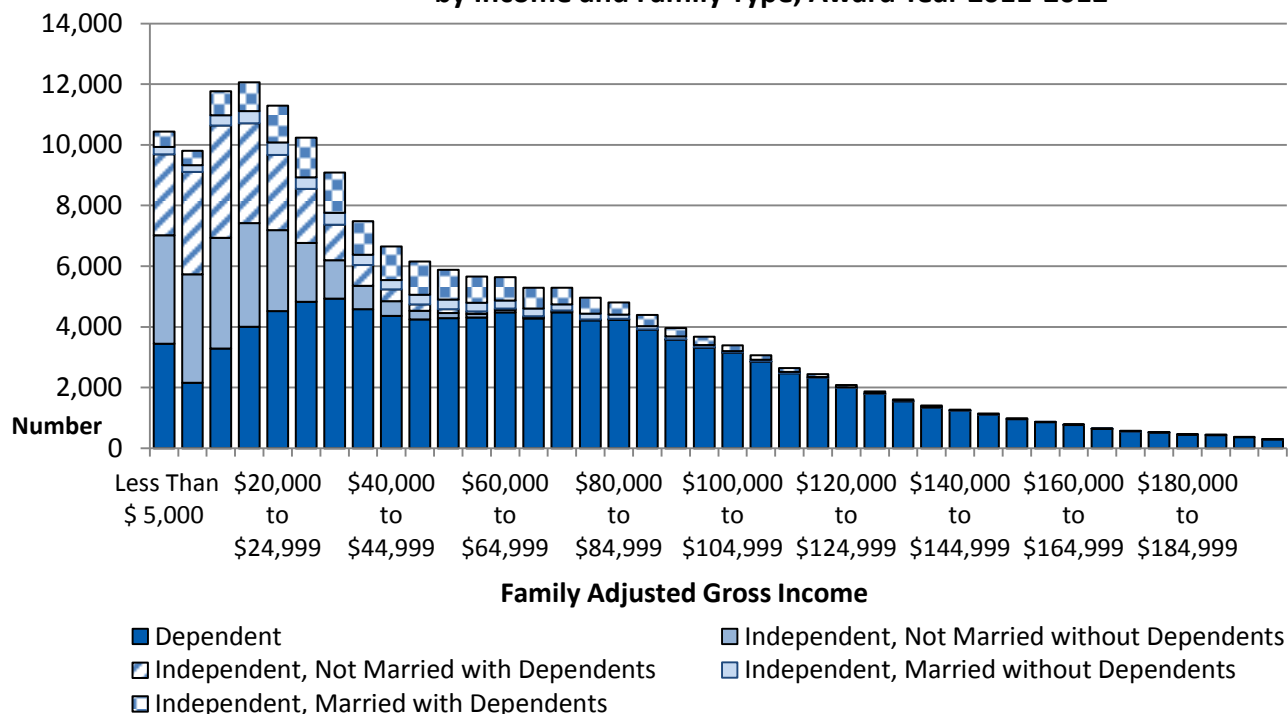
This policy statement guides Minnesota policymakers in responding to changes in tuition and fees and living expenses faced by students. State Grant policy distributes the price of postsecondary education based on family income and attendance choices among students, families and taxpayers.

This report contains data on the number and dollar amounts of Minnesota State Grants received by Minnesota undergraduate students for Fiscal Year 2012 (July 1, 2011 to June 30, 2012). Minnesota State Grants are coordinated with federal Pell Grants, therefore the tables and graphs include combined federal Pell and State Grant awards received by State Grant recipients. Data are reported by the adjusted gross income of the student's family. The report also includes information on three categories of student characteristics that affect State Grant awards: family circumstances, institution choice and registration load. All tables and charts in this report show family adjusted gross income of Minnesota State Grant recipients as reported on the Free Application for Federal Student Aid (FAFSA) from the federal income tax return. For dependent students, the parents' adjusted gross income was used; for independent students, the students' and spouses' if married, adjusted gross incomes were used.

The data in this report are based on State Grant research data as of January 14, 2013. The totals may differ slightly from other documents published by the Minnesota Office of Higher Education, which could be the result of adjustments made before or after this date.

# Fiscal Year 2012 Applicants

**Figure 1**  
**Minnesota Undergraduate FAFSA Filers**  
**Meeting Minnesota State Grant Eligibility Requirements**  
**by Income and Family Type, Award Year 2011-2012**

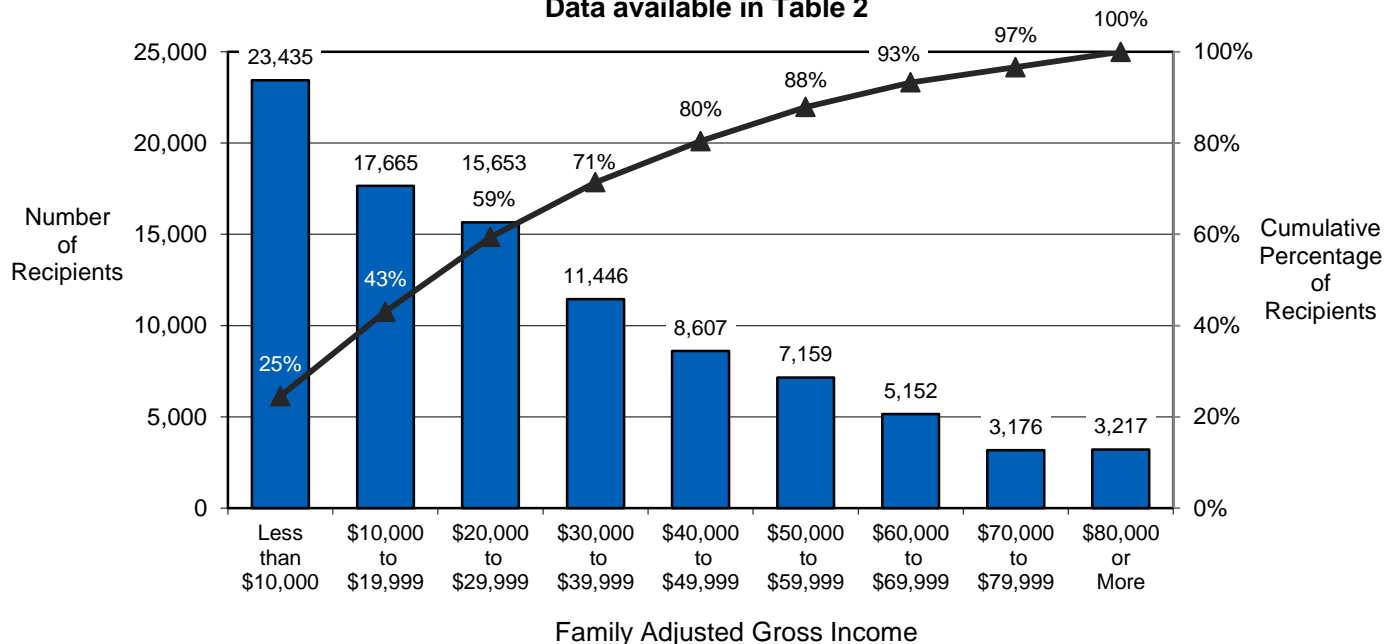


Students applying for financial aid complete a Free Application for Federal Student Aid (FAFSA). The FAFSA asks students and their parents to supply information regarding wages, income, assets and household composition. This information is used as part of a federal need analysis formula called Federal Methodology that determines the student’s and parents’ financial resources expected to be contributed toward college costs. The formula calculates an expected Parent Contribution (PC), an expected Student Contribution (SC) and an Expected Family Contribution (EFC) which are used to determine the student’s eligibility for federal student aid and, in Minnesota, the student’s eligibility for the Minnesota State Grant program.

For Fiscal Year 2012 (academic year 2011-2012), 189,694 students completed the FAFSA and met eligibility requirements (e.g. state residency) for a Minnesota State Grant. As compared to the prior year, total applications declined by three percent. As compared to Fiscal Year 2010, applications declined by six percent. Sixty-one percent of applicants were dependent students with family adjusted gross incomes ranging from \$0 to \$200,000 or more as shown in Figure 1. The remaining 39 percent of applicants were independent students. Independent students display a smaller range of family adjusted gross incomes with most independent students reporting incomes less than \$40,000.

# Fiscal Year 2012 Recipients

**Figure 2**  
**Number and Cumulative Percentage**  
**of Minnesota State Grant Recipients, Fiscal Year 2012**  
 Data available in Table 2

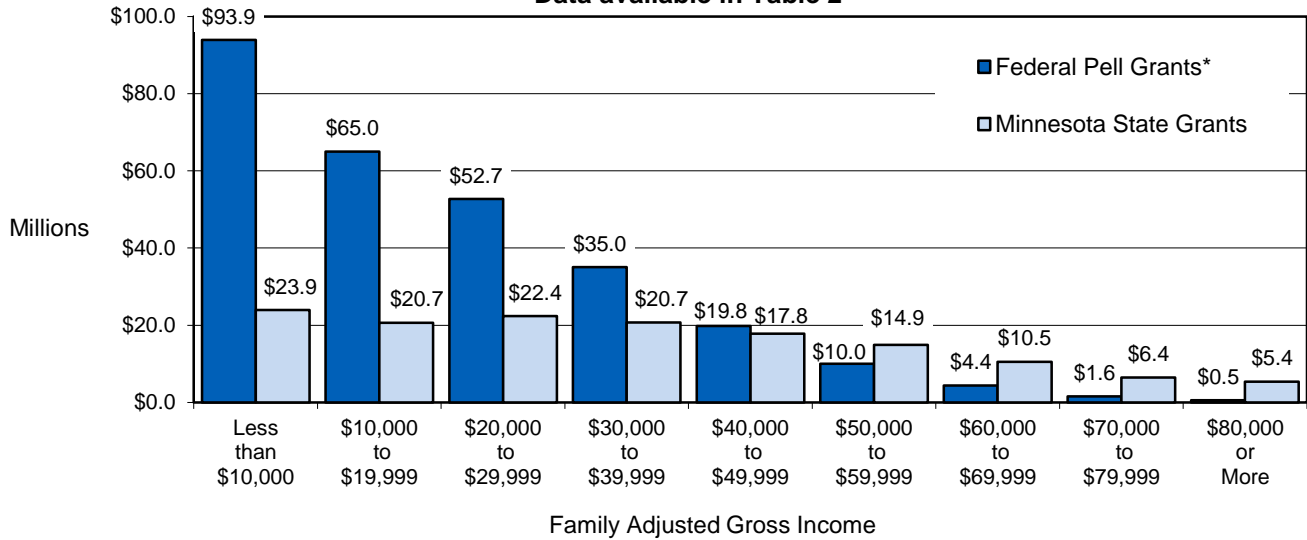


The Minnesota State Grant program is based solely on financial need. However, students must continue to make satisfactory academic progress in their degree or certificate programs in order to continue to receive the award.

For the 2010-2011 academic year, Minnesota’s State Grant program was the 17th largest in the nation when both need-based and non-need based undergraduate grant aid were considered; the 11th largest when only need-based grant aid is considered according to the annual survey of National Association of State Student Grant & Aid Programs (2012). Minnesota ranked 11th in the nation in need-based grant dollars awarded per full-time undergraduate student. Minnesota ranked 22nd in grant dollars awarded per population age 18 through 24. These rankings reflect awards made in Fiscal Year 2011 when Minnesota reduced awards due to overwhelming demand for the program.

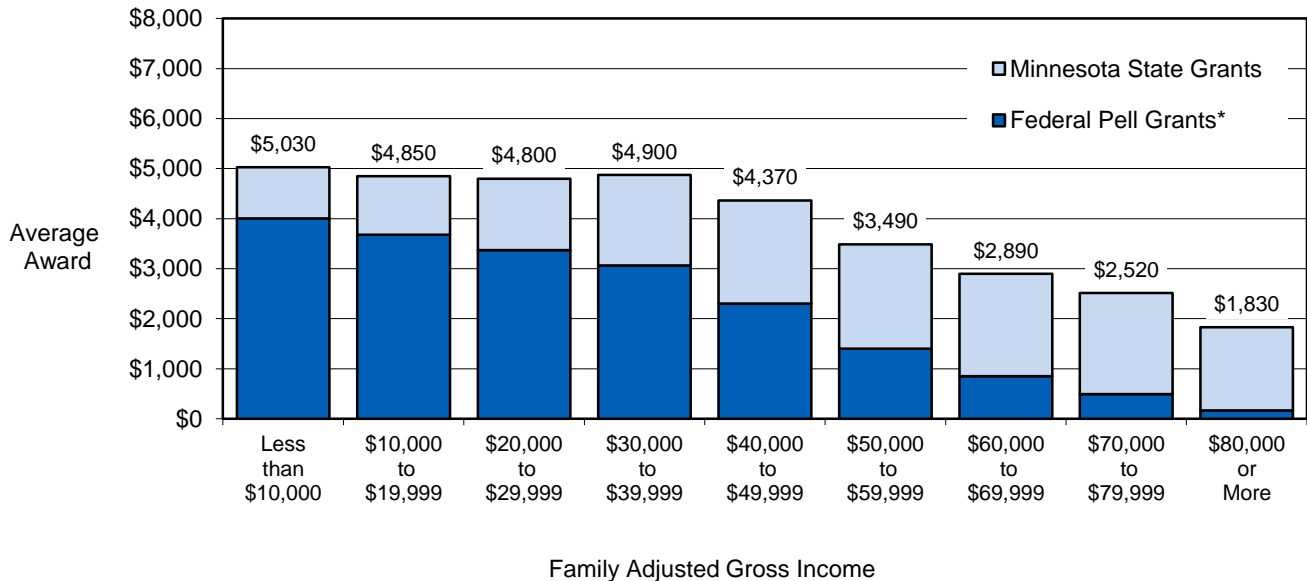
Minnesota State Grant awards are targeted to students and families with lower incomes. Figure 2 illustrates the income distribution of the 95,510 Fiscal Year 2012 grant recipients. Fifty-nine percent of students reported annual family adjusted gross incomes of less than \$30,000. Of the \$143 million in Minnesota State Grants awarded in Fiscal Year 2012, \$24 million was awarded to students from families earning less than \$10,000, as shown in Figure 3. Calculations for the Minnesota State Grant take into account the student’s federal Pell Grant award. Figure 4 shows the average combined award for the Federal Pell Grant and the Minnesota State Grant by income. Students from families earning less than \$10,000 annually received the highest combined average award (\$5,030).

**Figure 3**  
**Federal Pell and Minnesota State Grant Awards**  
**Received by State Grant Recipients, Fiscal Year 2012**  
 Data available in Table 2



\*Includes only Federal Pell Grants received by Minnesota State Grant recipients.

**Figure 4**  
**Average Combined Federal Pell and Minnesota State Grant Award**  
**Received by State Grant Recipients, Fiscal Year 2012**



\*Includes only Federal Pell Grants received by Minnesota State Grant recipients.



# Postsecondary Institution Choice

The institutions students choose to attend determine the price of attendance used in calculating each student’s Minnesota State Grant award. Institutions are grouped into five categories for this report:

- Minnesota State Colleges and Universities - two-year colleges
- Minnesota State Colleges and Universities - four-year universities
- University of Minnesota
- Minnesota private non-profit institutions
- Minnesota private for-profit institutions

Institutions operated by government entities other than Minnesota State Colleges and Universities and the University of Minnesota are included in the “private non-profit” category for reporting purposes.

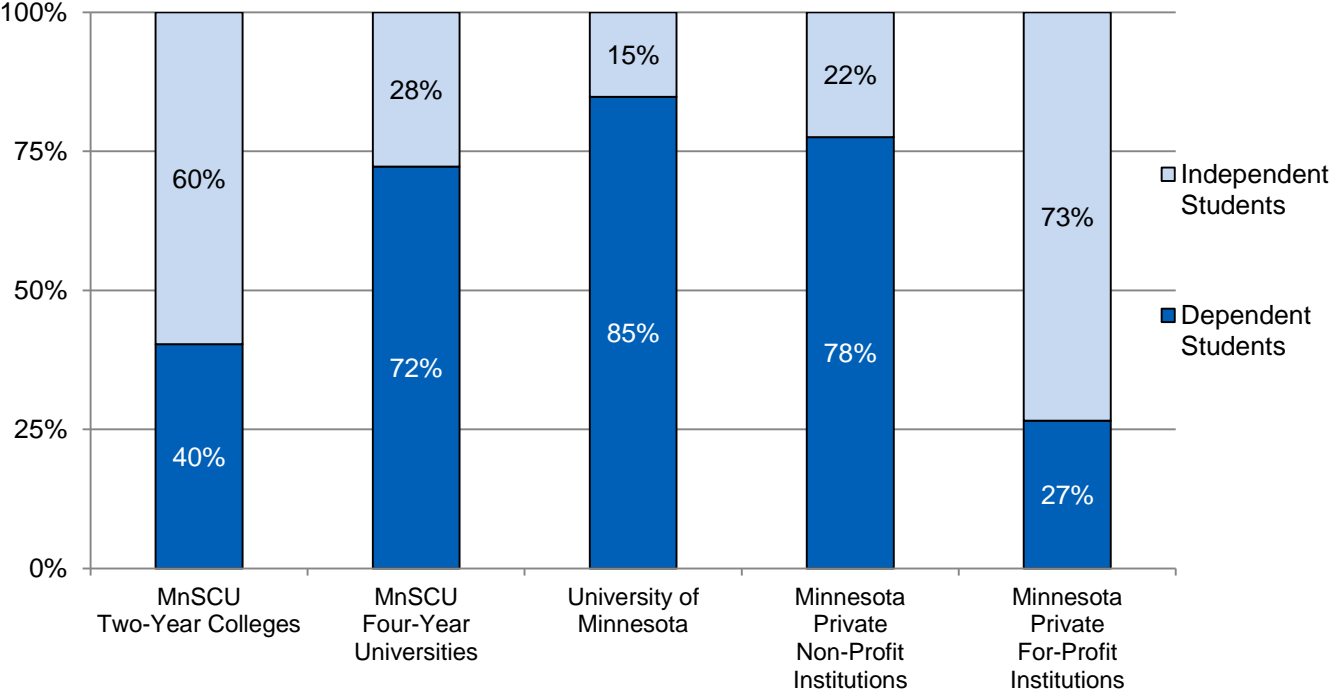
**Table 1**  
**Minnesota State Grant Statistics, Fiscal Year 2012**  
**All State Grant Recipients**

Type of Institution Attended	Number of Recipients (% of Total Recipients)	Combined Federal Pell and Minnesota State Grants (millions)	Minnesota State Grants (millions) (% of Total State Grants)
MnSCU Two-Year Colleges	41,458 (43%)	\$151.49	\$24.83 (17%)
MnSCU Four-Year Universities	15,538 (16%)	\$69.99	\$25.08 (18%)
University of Minnesota	11,306 (12%)	\$65.58	\$35.80 (25%)
Minnesota Private Non-Profit Institutions	13,790 (14%)	\$79.62	\$41.21 (29%)
Minnesota Private For-Profit Institutions	13,418 (14%)	\$59.01	\$15.80 (11%)
<b>Total</b>	<b>95,510 (100%)</b>	<b>\$425.68</b>	<b>\$142.73 (100%)</b>

Under the current model, the percent of recipients receiving a Minnesota State Grant will rarely equal the percent of State Grant dollars by type of institution attended. State Grant awards are based on the average tuition and fees charged to a student or the tuition and fee maximums established in law. Students receive a State Grant in proportion to the tuition and fees charged. Students with lower average tuition and fee charges will receive a smaller percentage of total State Grant funds (e.g. MnSCU two-year colleges). Students with higher average tuition and fee charges will receive a greater percentage of total State Grant funds (e.g. University of Minnesota). The maximum tuition and fees allowed for two-year programs is significantly lower (\$5,808) than the maximum tuition and fees allowed for four-year programs (\$10,488). Students enrolled at institutions with a higher percentage of full-time students tend to receive a higher percentage of total State Grant funds as compared to other institutions.

The profile of students enrolling by institution type varies. The majority of grant recipients enrolling at MnSCU four-year institutions, the University of Minnesota and private not-for-profit institutions are dependent students. The majority of applicants enrolling at MnSCU two-year institutions and private for-profit institutions are independent students.

**Figure 5**  
**Percent of State Grant Recipients**  
**by Dependency Status and Institution Type**



**Table 2**  
**All Minnesota State Grant Recipients**

**Fiscal Year 2012**  
**Minnesota State Grant Statistics**

Adjusted Gross Income		All Institutions	MnSCU Two-Year Colleges	MnSCU Four-Year Universities	University of Minnesota	Minnesota Private Non-Profit Institutions	Minnesota Private For-Profit Institutions
Less than \$10,000	Number of Recipients	23,435	12,649	2,785	1,740	2,273	3,988
	Combined Federal Pell and Minnesota State Grants	\$117.83	\$51.96	\$16.19	\$13.54	\$16.53	\$19.60
	Minnesota State Grants	\$23.94	\$5.02	\$3.51	\$5.46	\$6.13	\$3.82
\$10,000 to \$19,999	Number of Recipients	17,665	9,369	2,354	1,381	1,588	2,973
	Combined Federal Pell and Minnesota State Grants	\$85.67	\$37.22	\$13.04	\$10.45	\$11.25	\$13.72
	Minnesota State Grants	\$20.66	\$4.91	\$3.44	\$4.55	\$4.58	\$3.19
\$20,000 to \$29,999	Number of Recipients	15,653	7,584	2,364	1,413	1,734	2,558
	Combined Federal Pell and Minnesota State Grants	\$75.10	\$28.00	\$12.82	\$10.77	\$12.41	\$11.09
	Minnesota State Grants	\$22.36	\$4.97	\$3.85	\$4.95	\$5.42	\$3.16
\$30,000 to \$39,999	Number of Recipients	11,446	4,560	2,057	1,474	1,754	1,601
	Combined Federal Pell and Minnesota State Grants	\$55.78	\$16.43	\$10.20	\$10.19	\$11.80	\$7.16
	Minnesota State Grants	\$20.75	\$3.65	\$3.77	\$5.31	\$5.77	\$2.25
\$40,000 to \$49,999	Number of Recipients	8,607	2,969	1,769	1,307	1,604	958
	Combined Federal Pell and Minnesota State Grants	\$37.57	\$9.34	\$7.33	\$7.47	\$9.66	\$3.78
	Minnesota State Grants	\$17.78	\$2.59	\$3.44	\$4.74	\$5.56	\$1.46
\$50,000 to \$59,999	Number of Recipients	7,159	2,188	1,641	1,168	1,525	637
	Combined Federal Pell and Minnesota State Grants	\$24.95	\$5.22	\$5.02	\$5.14	\$7.47	\$2.10
	Minnesota State Grants	\$14.92	\$1.93	\$3.05	\$3.86	\$5.12	\$0.95
\$60,000 to \$69,999	Number of Recipients	5,152	1,207	1,207	1,041	1,310	387
	Combined Federal Pell and Minnesota State Grants	\$14.91	\$2.20	\$3.07	\$3.61	\$5.06	\$0.97
	Minnesota State Grants	\$10.54	\$1.08	\$2.09	\$2.98	\$3.88	\$0.52
\$70,000 to \$79,999	Number of Recipients	3,176	635	727	744	878	192
	Combined Federal Pell and Minnesota State Grants	\$7.99	\$0.86	\$1.46	\$2.37	\$2.89	\$0.40
	Minnesota State Grants	\$6.42	\$0.49	\$1.17	\$2.05	\$2.42	\$0.29
\$80,000 or More	Number of Recipients	3,217	297	634	1,038	1,124	124
	Combined Federal Pell and Minnesota State Grants	\$5.88	\$0.26	\$0.86	\$2.03	\$2.56	\$0.18
	Minnesota State Grants	\$5.35	\$0.19	\$0.77	\$1.91	\$2.33	\$0.15
Total	Number of Recipients	95,510	41,458	15,538	11,306	13,790	13,418
	Combined Federal Pell and Minnesota State Grants	\$425.68	\$151.49	\$69.99	\$65.58	\$79.62	\$59.01
	Minnesota State Grants	\$142.73	\$24.83	\$25.08	\$35.80	\$41.21	\$15.80

Note: Dollars are in millions. Award amounts for categories with fewer than 10 recipients are reported as zero. Totals include amounts for all categories.

Adjusted gross income of Minnesota State Grant recipients is as reported on federal individual income tax forms. For dependent students, the parents' income was used; for others, the student's and their spouse's, if married, were used.

# Family Circumstances

Recipients are classified by family circumstances. The ability to pay is assessed differently for each family category in the State Grant award formula. Family categories are:

- Dependent students (usually students less than 24 years old who were not married and not supporting their own children; not veterans/military service members)
- Married independent students with dependents (usually children)
- Unmarried independent students with dependents
- Married independent students with no dependents other than a spouse
- Unmarried independent students with no dependents

**Table 3**  
**Minnesota State Grant Statistics, Fiscal Year 2012**  
**All State Grant Recipients**

Family Status	Number of Recipients	Combined Federal Pell and Minnesota State Grants (million)	Minnesota State Grants (million)
Dependent Students	51,791	\$247.22	\$105.00
Married Independent Students with Dependents (Children)	9,195	\$37.50	\$7.15
Unmarried Independent Students with Dependents (Children)	16,209	\$69.82	\$10.31
Married Independent Students with No Other Dependents	2,201	\$8.07	\$2.86
Unmarried Independent Students with No Dependents	16,114	\$63.07	\$17.41
<b>Total</b>	<b>95,510</b>	<b>\$425.68</b>	<b>\$142.73</b>

## Registration Load

The registration load or number of course credits chosen by the student affects the price of attendance used in calculating Minnesota State Grant awards. The Minnesota State Grant program defines full-time attendance as a registration load of 15 semester credits per term or the equivalent. Average registration load varies by income and family status for State Grant recipients. Dependent students register for more credits annually on average (25.89) than independent students (19.48-22.44). Recipients from higher income families register for more credits annually on average (27.91) than lower income recipients (21.26), even when family type is taken into account.

**Table 4**  
**Minnesota State Grant Statistics, Fiscal Year 2012**  
**Average Registration Load for All State Grant Recipients by Income**

Family Adjusted Gross Income	Number of Recipients	Average Annual Registration Load
Less Than \$10,000	23,435	21.26 semester credits
\$10,000 to \$19,999	17,665	22.24
\$20,000 to \$29,999	15,653	22.93
\$30,000 to \$39,999	11,446	23.98
\$40,000 to \$49,999	8,607	25.49
\$50,000 to \$59,999	7,159	26.37
\$60,000 to \$69,999	5,152	26.99
\$70,000 to \$79,999	3,176	27.29
\$80,000 or More	3,217	27.91
Total	95,510	23.54

**Table 5**  
**Minnesota State Grant Statistics, Fiscal Year 2012**  
**Average Registration Load for All State Grant Recipients by Income**

Family Status	Number of Recipients	Average Annual Registration Load
Dependent Students	51,791	25.89 semester credits
Married Independent Students with Dependents (Children)	9,195	20.88
Unmarried Independent Students with Dependents (Children)	16,209	19.48
Married Independent Students with No Other Dependents	2,201	22.44
Unmarried Independent Students with No Dependents	16,114	21.73
Total	95,510	23.54

**Table 6**  
**Minnesota State Grant Statistics, Fiscal Year 2012**  
**All State Grant Recipients by Term by Registration Load**

Registration Load (number of credits)	Number of Recipients	Combined Federal Pell and Minnesota State Grants (millions)	Minnesota State Grants (millions)
<b>Summer I Term (2011)</b>			
3	7	\$0.00	\$0.00
4	132	\$0.11	\$0.05
5	38	\$0.05	\$0.03
6	54	\$0.06	\$0.02
7	520	\$0.57	\$0.11
8	1,398	\$1.75	\$0.60
9	157	\$0.21	\$0.06
10	300	\$0.42	\$0.07
11	491	\$0.79	\$0.23
12	793	\$1.44	\$0.52
13	350	\$0.67	\$0.15
14	306	\$0.60	\$0.17
15 or more	1,274	\$3.00	\$1.11
<b>Total</b>	<b>5,820</b>	<b>\$9.67</b>	<b>\$3.10</b>
<b>Fall Term (2011)</b>			
3	52	\$0.04	\$0.01
4	713	\$0.60	\$0.14
5	517	\$0.54	\$0.20
6	425	\$0.56	\$0.16
7	3,096	\$4.42	\$0.57
8	4,136	\$6.16	\$1.61
9	892	\$1.40	\$0.43
10	3,013	\$5.77	\$0.67
11	2,879	\$5.79	\$1.21
12	6,006	\$12.75	\$4.04
13	7,610	\$18.24	\$4.10
14	7,833	\$20.41	\$6.23
15 or more	37,101	\$109.34	\$49.75
<b>Total</b>	<b>74,273</b>	<b>\$186.02</b>	<b>\$69.13</b>
<b>Winter Term (2012)</b>			
3	5	\$0.00	\$0.00
4	58	\$0.04	\$0.01
5	21	\$0.02	\$0.01
6	73	\$0.08	\$0.02
7	501	\$0.54	\$0.11
8	1,372	\$1.66	\$0.54
9	287	\$0.39	\$0.13
10	364	\$0.51	\$0.10
11	540	\$0.83	\$0.24
12	1,085	\$1.93	\$0.71
13	405	\$0.73	\$0.15
14	386	\$0.75	\$0.21
15 or more	1,548	\$3.24	\$1.38
<b>Total</b>	<b>6,645</b>	<b>\$10.72</b>	<b>\$3.61</b>

Registration Load (number of credits)	Number of Recipients	Combined Federal Pell and Minnesota State Grants (millions)	Minnesota State Grants (millions)
<b>Spring Term (2012)</b>			
3	58	\$0.04	\$0.01
4	720	\$0.61	\$0.14
5	614	\$0.65	\$0.24
6	449	\$0.59	\$0.16
7	3,372	\$4.85	\$0.63
8	4,082	\$6.19	\$1.61
9	924	\$1.46	\$0.47
10	2,977	\$5.73	\$0.66
11	2,719	\$5.54	\$1.12
12	5,782	\$12.27	\$3.88
13	6,866	\$16.49	\$3.61
14	6,447	\$16.73	\$5.10
15 or more	33,834	\$99.39	\$45.19
<b>Total</b>	<b>68,844</b>	<b>\$170.55</b>	<b>\$62.82</b>
<b>Summer II Term (2012)</b>			
3	323	\$0.25	\$0.06
4	1,389	\$1.27	\$0.35
5	565	\$0.61	\$0.24
6	807	\$1.20	\$0.26
7	1,640	\$2.51	\$0.42
8	1,427	\$2.44	\$0.77
9	482	\$0.85	\$0.23
10	526	\$1.06	\$0.19
11	321	\$0.70	\$0.18
12	432	\$0.96	\$0.31
13	304	\$0.76	\$0.17
14	151	\$0.40	\$0.11
15 or more	847	\$2.34	\$0.76
<b>Total</b>	<b>9,214</b>	<b>\$15.36</b>	<b>\$4.05</b>

For the Minnesota State Grant program, the state Fiscal Year begins on July 1 and ends on June 30. Summer I terms are the first term of the Fiscal Year. Summer II terms are the last term of the Fiscal Year.

Table 7 displays number of recipients by the number of credits enrolled per term as follows:

- Full-Time Full-Year: Recipients who registered for 15 or more credits during both fall and spring terms if semester-based calendar is used; 15 or more credits during fall, winter and spring terms if quarter-based calendar is used.
- Full-Time Part-Year: Recipients who registered for 15 or more credits during either fall and spring terms if semester-based calendar is used; 15 or more credits during either fall, winter or spring terms if quarter-based calendar is used AND the student did not register or registered for fewer than 15 credits for the other terms.
- Part-Time Full-Year: Recipients who registered for fewer than 15 credits during both fall and spring terms if semester-based calendar is used; fewer than 15 credits during fall, winter and spring terms if quarter-based calendar is used.
- Part-Time Part-Year: Recipients who registered for fewer than 15 credits during either fall and spring terms if semester-based calendar is used; fewer than 15 credits during either fall, winter or spring terms if quarter-based calendar is used AND the student did not register for at least one of the other terms.
- Summer only: Recipients who registered at any level for either summer term and did not register in fall, winter or spring terms.

Approximately 26 percent of all State Grant recipients are enrolled full-time for fall and spring semesters (or the equivalent quarter terms). An additional 26 percent of recipients registered for 15 or more credits in either fall or spring term. Forty-seven percent of recipients were enrolled for less than 15 credits. An additional two percent of recipients enrolled in summer term only.

**Table 7**  
**Minnesota State Grant Statistics, Fiscal Year 2012**  
**All State Grant Recipients**

Registration Pattern	Number of Recipients	Combined Federal Pell and Minnesota State Grants (millions)	Minnesota State Grants (millions)
Full-Time Full-Year	24,429 (26%)	\$147.54	\$70.83 (50%)
Full-Time Part-Year	24,698 (26%)	\$115.45	\$39.65 (28%)
Part-Time Full-Year	24,758 (26%)	\$103.18	\$18.71 (13%)
Part-Time Part-Year	19,956 (21%)	\$56.54	\$12.88 (9%)
Summer only	1,669 (2%)	\$2.98	\$0.66 (0.5%)
Total	95,510 (100%)	\$425.68	\$142.73 (100%)

In tables 8 and 9, recipients are grouped by the cumulative number of credits registered per Fiscal Year as follows:

- Recipients who registered for fewer than 30 credits during the Fiscal Year
- Recipients who registered for at least 30 credits during the Fiscal Year

Thirty or more credits can be earned in any combination across all the terms during the Fiscal Year.

**Table 8**  
**Minnesota State Grant Statistics, Fiscal Year 2012**  
**State Grant Recipients Registered for Fewer than 30 Credits**

Family Adjusted Gross Income	Number of Recipients	Combined Federal Pell and Minnesota State Grants (millions)	Minnesota State Grants (millions)
Less Than \$10,000	18,032	\$76.15	\$11.64
\$10,000 to \$19,999	13,244	\$53.59	\$10.08
\$20,000 to \$29,999	11,172	\$43.13	\$10.32
\$30,000 to \$39,999	7,468	\$29.13	\$8.76
\$40,000 to \$49,999	5,102	\$17.66	\$6.79
\$50,000 to \$59,999	3,846	\$10.28	\$5.15
\$60,000 to \$69,999	2,498	\$5.37	\$3.32
\$70,000 to \$79,999	1,514	\$2.75	\$2.04
\$80,000 or More	1,326	\$1.72	\$1.49
<b>Total</b>	<b>64,202</b>	<b>\$239.77</b>	<b>\$59.59</b>

**Table 9**  
**Minnesota State Grant Statistics, Fiscal Year 2012**  
**State Grant Recipients Registered for 30 Credits or More**

Family Adjusted Gross Income	Number of Recipients	Combined Federal Pell and Minnesota State Grants (millions)	Minnesota State Grants (millions)
Less Than \$10,000	5,403	\$41.68	\$12.30
\$10,000 to \$19,999	4,421	\$32.08	\$10.58
\$20,000 to \$29,999	4,481	\$31.97	\$12.04
\$30,000 to \$39,999	3,978	\$26.64	\$11.98
\$40,000 to \$49,999	3,505	\$19.92	\$10.99
\$50,000 to \$59,999	3,313	\$14.67	\$9.77
\$60,000 to \$69,999	2,654	\$9.54	\$7.22
\$70,000 to \$79,999	1,662	\$5.24	\$4.38
\$80,000 or More	1,891	\$4.16	\$3.86
<b>Total</b>	<b>31,308</b>	<b>\$185.91</b>	<b>\$83.14</b>



# **Minnesota State Grant Statistics Fiscal Year 2012**

## **Additional Tables**

---

**Number of Recipients, Combined Pell and State Grants Awarded and State Grant Amount Awarded by Family Type, Registration Load, Institution Type and Family Adjusted Gross Income**

**Table 11  
All Minnesota State Grant Recipients**

**Fiscal Year 2012**

Family Type	Credit Level		All Institutions
Dependent Students	Fewer than 30 credits	Number of Recipients Combined Federal Pell and Minnesota State Grants Minnesota State Grants	28,440 \$109.97 \$36.11
	30 or more credits	Number of Recipients Combined Federal Pell and Minnesota State Grants Minnesota State Grants	23,351 \$137.25 \$68.90
Married Independent Students with Dependents (Children)	Fewer than 30 credits	Number of Recipients Combined Federal Pell and Minnesota State Grants Minnesota State Grants	7,582 \$27.94 \$4.73
	30 or more credits	Number of Recipients Combined Federal Pell and Minnesota State Grants Minnesota State Grants	1,613 \$9.57 \$2.42
Unmarried Independent Students with Dependents (Children)	Fewer than 30 credits	Number of Recipients Combined Federal Pell and Minnesota State Grants Minnesota State Grants	13,859 \$53.94 \$7.16
	30 or more credits	Number of Recipients Combined Federal Pell and Minnesota State Grants Minnesota State Grants	2,350 \$15.89 \$3.15
Married Independent Students with No Other Dependents (Children)	Fewer than 30 credits	Number of Recipients Combined Federal Pell and Minnesota State Grants Minnesota State Grants	1,651 \$5.06 \$1.51
	30 or more credits	Number of Recipients Combined Federal Pell and Minnesota State Grants Minnesota State Grants	550 \$3.01 \$1.34
Unmarried Independent Students with No Dependents (Children)	Fewer than 30 credits	Number of Recipients Combined Federal Pell and Minnesota State Grants Minnesota State Grants	12,670 \$42.86 \$10.08
	30 or more credits	Number of Recipients Combined Federal Pell and Minnesota State Grants Minnesota State Grants	3,444 \$20.20 \$7.33
Total	Fewer than 30 credits	Number of Recipients Combined Federal Pell and Minnesota State Grants Minnesota State Grants	64,202 \$239.77 \$59.59
	30 or more credits	Number of Recipients Combined Federal Pell and Minnesota State Grants Minnesota State Grants	31,308 \$185.91 \$83.14

Note: Dollars are in millions. Award amounts for categories with fewer than 10 recipients are reported as zero. Totals include amounts for all categories.

Adjusted gross income of Minnesota State Grant recipients is as reported on federal individual income tax forms. For dependent students, the parents' income was used; for others, the student's and their spouse's, if married, were used.

**Table 12  
Dependent Students**

**Fiscal Year 2012**

Students Registered for Fewer than 30 Credits		Minnesota State Grant Statistics					
Adjusted Gross Income		All Institutions	MnSCU Two-Year Colleges	MnSCU Four-Year Universities	University of Minnesota	Minnesota Private Non-Profit Institutions	Minnesota Private For-Profit Institutions
Less than \$10,000	Number of Recipients	4,802	2,812	739	420	379	452
	Combined Federal Pell and Minnesota State Grants	\$22.89	\$11.51	\$4.10	\$2.91	\$2.41	\$1.96
	Minnesota State Grants	\$4.11	\$0.98	\$0.81	\$1.12	\$0.81	\$0.40
\$10,000 to \$19,999	Number of Recipients	3,612	1,946	719	375	269	303
	Combined Federal Pell and Minnesota State Grants	\$18.00	\$8.24	\$4.13	\$2.59	\$1.68	\$1.37
	Minnesota State Grants	\$3.64	\$0.84	\$0.91	\$1.01	\$0.59	\$0.29
\$20,000 to \$29,999	Number of Recipients	4,639	2,477	938	478	361	385
	Combined Federal Pell and Minnesota State Grants	\$22.66	\$10.18	\$5.25	\$3.25	\$2.27	\$1.72
	Minnesota State Grants	\$5.26	\$1.38	\$1.24	\$1.35	\$0.83	\$0.45
\$30,000 to \$39,999	Number of Recipients	4,408	2,108	951	557	419	373
	Combined Federal Pell and Minnesota State Grants	\$18.51	\$7.01	\$4.38	\$3.35	\$2.33	\$1.45
	Minnesota State Grants	\$6.71	\$1.86	\$1.53	\$1.66	\$1.09	\$0.57
\$40,000 to \$49,999	Number of Recipients	3,570	1,499	911	501	377	282
	Combined Federal Pell and Minnesota State Grants	\$12.17	\$3.82	\$3.33	\$2.40	\$1.81	\$0.81
	Minnesota State Grants	\$5.75	\$1.32	\$1.51	\$1.50	\$0.99	\$0.43
\$50,000 to \$59,999	Number of Recipients	2,955	1,169	842	442	338	164
	Combined Federal Pell and Minnesota State Grants	\$7.61	\$2.22	\$2.14	\$1.62	\$1.30	\$0.33
	Minnesota State Grants	\$4.50	\$0.98	\$1.27	\$1.17	\$0.87	\$0.20
\$60,000 to \$69,999	Number of Recipients	1,977	607	587	398	291	94
	Combined Federal Pell and Minnesota State Grants	\$4.22	\$0.90	\$1.25	\$1.07	\$0.83	\$0.17
	Minnesota State Grants	\$2.91	\$0.48	\$0.82	\$0.87	\$0.63	\$0.11
\$70,000 to \$79,999	Number of Recipients	1,266	341	366	296	206	57
	Combined Federal Pell and Minnesota State Grants	\$2.33	\$0.39	\$0.58	\$0.74	\$0.52	\$0.09
	Minnesota State Grants	\$1.84	\$0.23	\$0.46	\$0.64	\$0.43	\$0.08
\$80,000 or More	Number of Recipients	1,211	156	300	434	276	45
	Combined Federal Pell and Minnesota State Grants	\$1.58	\$0.11	\$0.33	\$0.66	\$0.43	\$0.05
	Minnesota State Grants	\$1.40	\$0.08	\$0.28	\$0.62	\$0.38	\$0.04
Total	Number of Recipients	28,440	13,115	6,353	3,901	2,916	2,155
	Combined Federal Pell and Minnesota State Grants	\$109.97	\$44.38	\$25.49	\$18.59	\$13.57	\$7.95
	Minnesota State Grants	\$36.11	\$8.15	\$8.83	\$9.93	\$6.62	\$2.57

Note: Dollars are in millions. Award amounts for categories with fewer than 10 recipients are reported as zero. Totals include amounts for all categories.

Adjusted gross income of Minnesota State Grant recipients is as reported on federal individual income tax forms. For dependent students, the parents' income was used; for others, the student's and their spouse's, if married, were used.

**Table 13  
Dependent Students**

**Fiscal Year 2012**

<b>Students Registered for 30 or More Credits</b>		<b>Minnesota State Grant Statistics</b>					
Adjusted Gross Income		All Institutions	MnSCU Two-Year Colleges	MnSCU Four-Year Universities	University of Minnesota	Minnesota Private Non-Profit Institutions	Minnesota Private For-Profit Institutions
Less than \$10,000	Number of Recipients	2,547	499	465	596	769	218
	Combined Federal Pell and Minnesota State Grants	\$21.00	\$3.19	\$3.54	\$5.63	\$7.08	\$1.56
	Minnesota State Grants	\$7.30	\$0.49	\$1.01	\$2.41	\$3.04	\$0.36
\$10,000 to \$19,999	Number of Recipients	2,264	455	451	542	633	183
	Combined Federal Pell and Minnesota State Grants	\$18.62	\$2.91	\$3.44	\$5.09	\$5.86	\$1.31
	Minnesota State Grants	\$6.62	\$0.47	\$1.06	\$2.21	\$2.53	\$0.34
\$20,000 to \$29,999	Number of Recipients	3,031	576	654	690	882	229
	Combined Federal Pell and Minnesota State Grants	\$24.54	\$3.64	\$4.92	\$6.38	\$7.98	\$1.62
	Minnesota State Grants	\$9.17	\$0.71	\$1.61	\$2.86	\$3.54	\$0.45
\$30,000 to \$39,999	Number of Recipients	3,333	561	710	777	1,027	258
	Combined Federal Pell and Minnesota State Grants	\$23.32	\$2.89	\$4.43	\$6.27	\$8.16	\$1.58
	Minnesota State Grants	\$10.97	\$0.92	\$1.87	\$3.34	\$4.17	\$0.67
\$40,000 to \$49,999	Number of Recipients	3,146	503	681	734	1,051	177
	Combined Federal Pell and Minnesota State Grants	\$18.02	\$2.00	\$3.35	\$4.75	\$7.07	\$0.85
	Minnesota State Grants	\$10.42	\$0.81	\$1.77	\$3.08	\$4.28	\$0.48
\$50,000 to \$59,999	Number of Recipients	3,066	470	692	692	1,062	150
	Combined Federal Pell and Minnesota State Grants	\$13.53	\$1.33	\$2.53	\$3.40	\$5.69	\$0.58
	Minnesota State Grants	\$9.36	\$0.67	\$1.68	\$2.62	\$4.03	\$0.35
\$60,000 to \$69,999	Number of Recipients	2,518	303	559	620	928	108
	Combined Federal Pell and Minnesota State Grants	\$9.07	\$0.69	\$1.68	\$2.47	\$3.93	\$0.31
	Minnesota State Grants	\$6.99	\$0.43	\$1.21	\$2.05	\$3.09	\$0.21
\$70,000 to \$79,999	Number of Recipients	1,593	158	338	437	612	48
	Combined Federal Pell and Minnesota State Grants	\$5.06	\$0.25	\$0.84	\$1.61	\$2.24	\$0.13
	Minnesota State Grants	\$4.26	\$0.17	\$0.70	\$1.39	\$1.89	\$0.10
\$80,000 or More	Number of Recipients	1,853	81	320	600	817	35
	Combined Federal Pell and Minnesota State Grants	\$4.09	\$0.09	\$0.51	\$1.36	\$2.07	\$0.06
	Minnesota State Grants	\$3.80	\$0.08	\$0.47	\$1.29	\$1.91	\$0.05
Total	Number of Recipients	23,351	3,606	4,870	5,688	7,781	1,406
	Combined Federal Pell and Minnesota State Grants	\$137.25	\$16.99	\$25.24	\$36.96	\$50.08	\$7.98
	Minnesota State Grants	\$68.90	\$4.75	\$11.39	\$21.25	\$28.48	\$3.03

Note: Dollars are in millions. Award amounts for categories with fewer than 10 recipients are reported as zero. Totals include amounts for all categories.

Adjusted gross income of Minnesota State Grant recipients is as reported on federal individual income tax forms. For dependent students, the parents' income was used; for others, the student's and their spouse's, if married, were used.

**Table 14**  
**Married Independent Students with Dependents (Children)**

**Fiscal Year 2012**

Students Registered for Fewer than 30 Credits		Minnesota State Grant Statistics					
Adjusted Gross Income		All Institutions	MnSCU Two-Year Colleges	MnSCU Four-Year Universities	University of Minnesota	Minnesota Private Non-Profit Institutions	Minnesota Private For-Profit Institutions
Less than \$10,000	Number of Recipients	751	498	57	19	35	142
	Combined Federal Pell and Minnesota State Grants	\$2.96	\$1.83	\$0.25	\$0.10	\$0.20	\$0.59
	Minnesota State Grants	\$0.42	\$0.18	\$0.04	\$0.03	\$0.05	\$0.11
\$10,000 to \$19,999	Number of Recipients	1,067	708	87	23	58	191
	Combined Federal Pell and Minnesota State Grants	\$4.32	\$2.65	\$0.41	\$0.14	\$0.28	\$0.84
	Minnesota State Grants	\$0.59	\$0.25	\$0.07	\$0.05	\$0.06	\$0.15
\$20,000 to \$29,999	Number of Recipients	1,508	951	132	29	85	311
	Combined Federal Pell and Minnesota State Grants	\$6.16	\$3.59	\$0.59	\$0.18	\$0.42	\$1.39
	Minnesota State Grants	\$0.89	\$0.34	\$0.10	\$0.06	\$0.12	\$0.27
\$30,000 to \$39,999	Number of Recipients	1,459	843	158	38	91	329
	Combined Federal Pell and Minnesota State Grants	\$5.89	\$3.14	\$0.65	\$0.18	\$0.46	\$1.47
	Minnesota State Grants	\$0.88	\$0.30	\$0.11	\$0.06	\$0.13	\$0.27
\$40,000 to \$49,999	Number of Recipients	1,160	646	109	27	106	272
	Combined Federal Pell and Minnesota State Grants	\$4.49	\$2.33	\$0.43	\$0.13	\$0.48	\$1.12
	Minnesota State Grants	\$0.72	\$0.23	\$0.08	\$0.05	\$0.15	\$0.22
\$50,000 to \$59,999	Number of Recipients	788	402	76	21	84	205
	Combined Federal Pell and Minnesota State Grants	\$2.46	\$1.16	\$0.25	\$0.08	\$0.30	\$0.68
	Minnesota State Grants	\$0.56	\$0.16	\$0.06	\$0.04	\$0.12	\$0.18
\$60,000 to \$69,999	Number of Recipients	498	236	45	16	71	130
	Combined Federal Pell and Minnesota State Grants	\$1.10	\$0.44	\$0.10	\$0.00	\$0.21	\$0.30
	Minnesota State Grants	\$0.39	\$0.11	\$0.03	\$0.00	\$0.10	\$0.12
\$70,000 to \$79,999	Number of Recipients	242	105	19	9	47	62
	Combined Federal Pell and Minnesota State Grants	\$0.41	\$0.16	\$0.03	\$0.00	\$0.09	\$0.12
	Minnesota State Grants	\$0.20	\$0.05	\$0.02	\$0.00	\$0.06	\$0.07
\$80,000 or More	Number of Recipients	109	42	10	4	22	31
	Combined Federal Pell and Minnesota State Grants	\$0.13	\$0.04	\$0.01	\$0.00	\$0.04	\$0.03
	Minnesota State Grants	\$0.08	\$0.02	\$0.01	\$0.00	\$0.03	\$0.03
Total	Number of Recipients	7,582	4,431	693	186	599	1,673
	Combined Federal Pell and Minnesota State Grants	\$27.94	\$15.34	\$2.71	\$0.87	\$2.47	\$6.54
	Minnesota State Grants	\$4.73	\$1.63	\$0.51	\$0.34	\$0.83	\$1.42

Note: Dollars are in millions. Award amounts for categories with fewer than 10 recipients are reported as zero. Totals include amounts for all categories.

Adjusted gross income of Minnesota State Grant recipients is as reported on federal individual income tax forms. For dependent students, the parents' income was used; for others, the student's and their spouse's, if married, were used.

**Table 15  
Married Independent Students with Dependents (Children)**

**Fiscal Year 2012**

Adjusted Gross Income		Minnesota State Grant Statistics					
		All Institutions	MnSCU Two-Year Colleges	MnSCU Four-Year Universities	University of Minnesota	Minnesota Private Non-Profit Institutions	Minnesota Private For-Profit Institutions
Less than \$10,000	Number of Recipients	128	59	16	3	3	47
	Combined Federal Pell and Minnesota State Grants	\$0.89	\$0.38	\$0.12	\$0.00	\$0.00	\$0.34
	Minnesota State Grants	\$0.18	\$0.05	\$0.03	\$0.00	\$0.00	\$0.08
\$10,000 to \$19,999	Number of Recipients	178	103	20	2	7	46
	Combined Federal Pell and Minnesota State Grants	\$1.22	\$0.66	\$0.14	\$0.00	\$0.00	\$0.33
	Minnesota State Grants	\$0.23	\$0.09	\$0.03	\$0.00	\$0.00	\$0.08
\$20,000 to \$29,999	Number of Recipients	309	167	29	6	16	91
	Combined Federal Pell and Minnesota State Grants	\$2.12	\$1.06	\$0.22	\$0.00	\$0.14	\$0.64
	Minnesota State Grants	\$0.42	\$0.15	\$0.06	\$0.00	\$0.05	\$0.14
\$30,000 to \$39,999	Number of Recipients	306	150	31	10	26	89
	Combined Federal Pell and Minnesota State Grants	\$2.07	\$0.92	\$0.21	\$0.09	\$0.22	\$0.62
	Minnesota State Grants	\$0.45	\$0.13	\$0.05	\$0.04	\$0.09	\$0.14
\$40,000 to \$49,999	Number of Recipients	255	134	16	11	12	82
	Combined Federal Pell and Minnesota State Grants	\$1.54	\$0.73	\$0.10	\$0.09	\$0.10	\$0.52
	Minnesota State Grants	\$0.39	\$0.12	\$0.03	\$0.05	\$0.04	\$0.15
\$50,000 to \$59,999	Number of Recipients	208	102	9	3	16	78
	Combined Federal Pell and Minnesota State Grants	\$1.03	\$0.43	\$0.00	\$0.00	\$0.10	\$0.42
	Minnesota State Grants	\$0.35	\$0.10	\$0.00	\$0.00	\$0.06	\$0.17
\$60,000 to \$69,999	Number of Recipients	127	56	10	4	14	43
	Combined Federal Pell and Minnesota State Grants	\$0.45	\$0.16	\$0.03	\$0.00	\$0.07	\$0.16
	Minnesota State Grants	\$0.22	\$0.07	\$0.02	\$0.00	\$0.05	\$0.06
\$70,000 to \$79,999	Number of Recipients	66	31	3	2	10	20
	Combined Federal Pell and Minnesota State Grants	\$0.18	\$0.06	\$0.00	\$0.00	\$0.00	\$0.06
	Minnesota State Grants	\$0.12	\$0.03	\$0.00	\$0.00	\$0.00	\$0.04
\$80,000 or More	Number of Recipients	36	13	4	0	8	11
	Combined Federal Pell and Minnesota State Grants	\$0.07	\$0.02	\$0.00	\$0.00	\$0.00	\$0.03
	Minnesota State Grants	\$0.06	\$0.01	\$0.00	\$0.00	\$0.00	\$0.02
Total	Number of Recipients	1,613	815	138	41	112	507
	Combined Federal Pell and Minnesota State Grants	\$9.57	\$4.42	\$0.88	\$0.35	\$0.79	\$3.12
	Minnesota State Grants	\$2.42	\$0.75	\$0.24	\$0.17	\$0.38	\$0.88

Note: Dollars are in millions. Award amounts for categories with fewer than 10 recipients are reported as zero. Totals include amounts for all categories.

Adjusted gross income of Minnesota State Grant recipients is as reported on federal individual income tax forms. For dependent students, the parents' income was used; for others, the student's and their spouse's, if married, were used.

**Table 16  
Unmarried Independent Students with Dependents (Children)**

**Fiscal Year 2012**

Students Registered for Fewer than 30 Credits		Minnesota State Grant Statistics					
Adjusted Gross Income		All Institutions	MnSCU Two-Year Colleges	MnSCU Four-Year Universities	University of Minnesota	Minnesota Private Non-Profit Institutions	Minnesota Private For-Profit Institutions
Less than \$10,000	Number of Recipients	5,632	3,638	372	57	205	1,360
	Combined Federal Pell and Minnesota State Grants	\$21.71	\$13.25	\$1.72	\$0.32	\$0.92	\$5.50
	Minnesota State Grants	\$2.68	\$1.11	\$0.29	\$0.11	\$0.22	\$0.95
\$10,000 to \$19,999	Number of Recipients	4,188	2,728	271	50	159	980
	Combined Federal Pell and Minnesota State Grants	\$16.82	\$10.26	\$1.25	\$0.28	\$0.77	\$4.25
	Minnesota State Grants	\$2.12	\$0.87	\$0.22	\$0.10	\$0.19	\$0.74
\$20,000 to \$29,999	Number of Recipients	2,604	1,584	173	26	137	684
	Combined Federal Pell and Minnesota State Grants	\$10.26	\$5.69	\$0.68	\$0.14	\$0.66	\$3.08
	Minnesota State Grants	\$1.41	\$0.50	\$0.11	\$0.05	\$0.17	\$0.58
\$30,000 to \$39,999	Number of Recipients	1,089	556	92	21	86	334
	Combined Federal Pell and Minnesota State Grants	\$4.07	\$1.86	\$0.33	\$0.10	\$0.41	\$1.37
	Minnesota State Grants	\$0.68	\$0.16	\$0.06	\$0.04	\$0.11	\$0.31
\$40,000 to \$49,999	Number of Recipients	251	96	27	12	30	86
	Combined Federal Pell and Minnesota State Grants	\$0.84	\$0.29	\$0.08	\$0.00	\$0.11	\$0.32
	Minnesota State Grants	\$0.18	\$0.03	\$0.02	\$0.00	\$0.03	\$0.09
\$50,000 to \$59,999	Number of Recipients	66	26	9	2	14	15
	Combined Federal Pell and Minnesota State Grants	\$0.18	\$0.05	\$0.00	\$0.00	\$0.05	\$0.04
	Minnesota State Grants	\$0.06	\$0.01	\$0.00	\$0.00	\$0.02	\$0.02
\$60,000 to \$69,999	Number of Recipients	19	3	4	2	5	5
	Combined Federal Pell and Minnesota State Grants	\$0.04	\$0.00	\$0.01	\$0.00	\$0.00	\$0.00
	Minnesota State Grants	\$0.02	\$0.00	\$0.00	\$0.00	\$0.00	\$0.00
\$70,000 to \$79,999	Number of Recipients	5	0	0	0	3	2
	Combined Federal Pell and Minnesota State Grants	\$0.00	\$0.00	\$0.00	\$0.00	\$0.00	\$0.00
	Minnesota State Grants	\$0.00	\$0.00	\$0.00	\$0.00	\$0.00	\$0.00
\$80,000 or More	Number of Recipients	5	3	0	0	1	1
	Combined Federal Pell and Minnesota State Grants	\$0.00	\$0.00	\$0.00	\$0.00	\$0.00	\$0.00
	Minnesota State Grants	\$0.00	\$0.00	\$0.00	\$0.00	\$0.00	\$0.00
Total	Number of Recipients	13,859	8,634	948	170	640	3,467
	Combined Federal Pell and Minnesota State Grants	\$53.94	\$31.42	\$4.10	\$0.90	\$2.93	\$14.59
	Minnesota State Grants	\$7.16	\$2.69	\$0.70	\$0.32	\$0.76	\$2.68

Note: Dollars are in millions. Award amounts for categories with fewer than 10 recipients are reported as zero. Totals include amounts for all categories.

Adjusted gross income of Minnesota State Grant recipients is as reported on federal individual income tax forms. For dependent students, the parents' income was used; for others, the student's and their spouse's, if married, were used.

**Table 17  
Unmarried Independent Students with Dependents (Children)**

**Fiscal Year 2012**

Adjusted Gross Income		Minnesota State Grant Statistics					
		All Institutions	MnSCU Two-Year Colleges	MnSCU Four-Year Universities	University of Minnesota	Minnesota Private Non-Profit Institutions	Minnesota Private For-Profit Institutions
Less than \$10,000	Number of Recipients	945	359	87	26	76	397
	Combined Federal Pell and Minnesota State Grants	\$6.50	\$2.28	\$0.64	\$0.24	\$0.66	\$2.67
	Minnesota State Grants	\$1.25	\$0.28	\$0.16	\$0.10	\$0.24	\$0.47
\$10,000 to \$19,999	Number of Recipients	776	385	53	16	38	284
	Combined Federal Pell and Minnesota State Grants	\$5.33	\$2.45	\$0.39	\$0.15	\$0.35	\$1.99
	Minnesota State Grants	\$1.03	\$0.32	\$0.10	\$0.06	\$0.14	\$0.42
\$20,000 to \$29,999	Number of Recipients	423	180	33	9	15	186
	Combined Federal Pell and Minnesota State Grants	\$2.81	\$1.14	\$0.24	\$0.00	\$0.14	\$1.30
	Minnesota State Grants	\$0.53	\$0.14	\$0.06	\$0.00	\$0.05	\$0.27
\$30,000 to \$39,999	Number of Recipients	132	47	8	3	7	67
	Combined Federal Pell and Minnesota State Grants	\$0.71	\$0.28	\$0.00	\$0.00	\$0.00	\$0.43
	Minnesota State Grants	\$0.14	\$0.04	\$0.00	\$0.00	\$0.00	\$0.10
\$40,000 to \$49,999	Number of Recipients	44	21	2	1	4	16
	Combined Federal Pell and Minnesota State Grants	\$0.19	\$0.10	\$0.00	\$0.00	\$0.00	\$0.09
	Minnesota State Grants	\$0.05	\$0.02	\$0.00	\$0.00	\$0.00	\$0.03
\$50,000 to \$59,999	Number of Recipients	19	6	2	0	3	8
	Combined Federal Pell and Minnesota State Grants	\$0.07	\$0.00	\$0.00	\$0.00	\$0.00	\$0.00
	Minnesota State Grants	\$0.03	\$0.00	\$0.00	\$0.00	\$0.00	\$0.00
\$60,000 to \$69,999	Number of Recipients	6	2	0	0	1	3
	Combined Federal Pell and Minnesota State Grants	\$0.00	\$0.00	\$0.00	\$0.00	\$0.00	\$0.00
	Minnesota State Grants	\$0.00	\$0.00	\$0.00	\$0.00	\$0.00	\$0.00
\$70,000 to \$79,999	Number of Recipients	3	0	1	0	0	2
	Combined Federal Pell and Minnesota State Grants	\$0.00	\$0.00	\$0.00	\$0.00	\$0.00	\$0.00
	Minnesota State Grants	\$0.00	\$0.00	\$0.00	\$0.00	\$0.00	\$0.00
\$80,000 or More	Number of Recipients	2	1	0	0	0	1
	Combined Federal Pell and Minnesota State Grants	\$0.00	\$0.00	\$0.00	\$0.00	\$0.00	\$0.00
	Minnesota State Grants	\$0.00	\$0.00	\$0.00	\$0.00	\$0.00	\$0.00
Total	Number of Recipients	2,350	1,001	186	55	144	964
	Combined Federal Pell and Minnesota State Grants	\$15.89	\$6.27	\$1.34	\$0.51	\$1.25	\$6.52
	Minnesota State Grants	\$3.15	\$0.82	\$0.34	\$0.21	\$0.47	\$1.31

Note: Dollars are in millions. Award amounts for categories with fewer than 10 recipients are reported as zero. Totals include amounts for all categories.

Adjusted gross income of Minnesota State Grant recipients is as reported on federal individual income tax forms. For dependent students, the parents' income was used; for others, the student's and their spouse's, if married, were used.



**Table 18**  
**Married Independent Students with No Other Dependents (Children)**

**Fiscal Year 2012**

Students Registered for Fewer than 30 Credits		Minnesota State Grant Statistics					
Adjusted Gross Income		All Institutions	MnSCU Two-Year Colleges	MnSCU Four-Year Universities	University of Minnesota	Minnesota Private Non-Profit Institutions	Minnesota Private For-Profit Institutions
Less than \$10,000	Number of Recipients	357	192	43	20	37	65
	Combined Federal Pell and Minnesota State Grants	\$1.47	\$0.66	\$0.21	\$0.13	\$0.20	\$0.27
	Minnesota State Grants	\$0.27	\$0.06	\$0.04	\$0.05	\$0.07	\$0.05
\$10,000 to \$19,999	Number of Recipients	412	229	64	23	26	70
	Combined Federal Pell and Minnesota State Grants	\$1.70	\$0.83	\$0.30	\$0.14	\$0.15	\$0.27
	Minnesota State Grants	\$0.32	\$0.09	\$0.07	\$0.05	\$0.05	\$0.05
\$20,000 to \$29,999	Number of Recipients	430	238	61	23	37	71
	Combined Federal Pell and Minnesota State Grants	\$1.24	\$0.61	\$0.21	\$0.08	\$0.14	\$0.19
	Minnesota State Grants	\$0.44	\$0.16	\$0.08	\$0.05	\$0.08	\$0.07
\$30,000 to \$39,999	Number of Recipients	297	145	44	21	31	56
	Combined Federal Pell and Minnesota State Grants	\$0.48	\$0.18	\$0.07	\$0.06	\$0.06	\$0.10
	Minnesota State Grants	\$0.33	\$0.12	\$0.05	\$0.05	\$0.05	\$0.07
\$40,000 to \$49,999	Number of Recipients	112	52	15	10	14	21
	Combined Federal Pell and Minnesota State Grants	\$0.15	\$0.05	\$0.01	\$0.02	\$0.03	\$0.04
	Minnesota State Grants	\$0.12	\$0.03	\$0.01	\$0.02	\$0.03	\$0.03
\$50,000 to \$59,999	Number of Recipients	37	9	8	5	6	9
	Combined Federal Pell and Minnesota State Grants	\$0.03	\$0.00	\$0.00	\$0.00	\$0.00	\$0.00
	Minnesota State Grants	\$0.03	\$0.00	\$0.00	\$0.00	\$0.00	\$0.00
\$60,000 to \$69,999	Number of Recipients	4	0	1	1	0	2
	Combined Federal Pell and Minnesota State Grants	\$0.00	\$0.00	\$0.00	\$0.00	\$0.00	\$0.00
	Minnesota State Grants	\$0.00	\$0.00	\$0.00	\$0.00	\$0.00	\$0.00
\$70,000 to \$79,999	Number of Recipients	1	0	0	0	0	1
	Combined Federal Pell and Minnesota State Grants	\$0.00	\$0.00	\$0.00	\$0.00	\$0.00	\$0.00
	Minnesota State Grants	\$0.00	\$0.00	\$0.00	\$0.00	\$0.00	\$0.00
\$80,000 or More	Number of Recipients	1	1	0	0	0	0
	Combined Federal Pell and Minnesota State Grants	\$0.00	\$0.00	\$0.00	\$0.00	\$0.00	\$0.00
	Minnesota State Grants	\$0.00	\$0.00	\$0.00	\$0.00	\$0.00	\$0.00
Total	Number of Recipients	1,651	866	236	103	151	295
	Combined Federal Pell and Minnesota State Grants	\$5.06	\$2.33	\$0.81	\$0.44	\$0.60	\$0.89
	Minnesota State Grants	\$1.51	\$0.47	\$0.25	\$0.23	\$0.28	\$0.27

Note: Dollars are in millions. Award amounts for categories with fewer than 10 recipients are reported as zero. Totals include amounts for all categories.

Adjusted gross income of Minnesota State Grant recipients is as reported on federal individual income tax forms. For dependent students, the parents' income was used; for others, the student's and their spouse's, if married, were used.

**Table 19  
Married Independent Students with No Other Dependents (Children)**

**Fiscal Year 2012**

Adjusted Gross Income		Minnesota State Grant Statistics					
		All Institutions	MnSCU Two-Year Colleges	MnSCU Four-Year Universities	University of Minnesota	Minnesota Private Non-Profit Institutions	Minnesota Private For-Profit Institutions
Less than \$10,000	Number of Recipients	109	26	20	10	25	28
	Combined Federal Pell and Minnesota State Grants	\$0.83	\$0.16	\$0.15	\$0.09	\$0.24	\$0.19
	Minnesota State Grants	\$0.25	\$0.02	\$0.04	\$0.04	\$0.10	\$0.04
\$10,000 to \$19,999	Number of Recipients	143	24	36	23	35	25
	Combined Federal Pell and Minnesota State Grants	\$1.07	\$0.14	\$0.25	\$0.20	\$0.30	\$0.18
	Minnesota State Grants	\$0.38	\$0.02	\$0.08	\$0.10	\$0.14	\$0.05
\$20,000 to \$29,999	Number of Recipients	128	43	29	8	22	26
	Combined Federal Pell and Minnesota State Grants	\$0.68	\$0.18	\$0.15	\$0.00	\$0.15	\$0.14
	Minnesota State Grants	\$0.34	\$0.07	\$0.08	\$0.00	\$0.10	\$0.06
\$30,000 to \$39,999	Number of Recipients	93	42	15	7	7	22
	Combined Federal Pell and Minnesota State Grants	\$0.26	\$0.09	\$0.04	\$0.00	\$0.00	\$0.06
	Minnesota State Grants	\$0.23	\$0.07	\$0.04	\$0.00	\$0.00	\$0.05
\$40,000 to \$49,999	Number of Recipients	54	17	8	7	6	16
	Combined Federal Pell and Minnesota State Grants	\$0.11	\$0.02	\$0.00	\$0.00	\$0.00	\$0.04
	Minnesota State Grants	\$0.10	\$0.02	\$0.00	\$0.00	\$0.00	\$0.04
\$50,000 to \$59,999	Number of Recipients	20	4	3	3	2	8
	Combined Federal Pell and Minnesota State Grants	\$0.04	\$0.00	\$0.00	\$0.00	\$0.00	\$0.00
	Minnesota State Grants	\$0.03	\$0.00	\$0.00	\$0.00	\$0.00	\$0.00
\$60,000 to \$69,999	Number of Recipients	3	0	1	0	0	2
	Combined Federal Pell and Minnesota State Grants	\$0.00	\$0.00	\$0.00	\$0.00	\$0.00	\$0.00
	Minnesota State Grants	\$0.00	\$0.00	\$0.00	\$0.00	\$0.00	\$0.00
\$70,000 to \$79,999	Number of Recipients	0	0	0	0	0	0
	Combined Federal Pell and Minnesota State Grants	\$0.00	\$0.00	\$0.00	\$0.00	\$0.00	\$0.00
	Minnesota State Grants	\$0.00	\$0.00	\$0.00	\$0.00	\$0.00	\$0.00
\$80,000 or More	Number of Recipients	0	0	0	0	0	0
	Combined Federal Pell and Minnesota State Grants	\$0.00	\$0.00	\$0.00	\$0.00	\$0.00	\$0.00
	Minnesota State Grants	\$0.00	\$0.00	\$0.00	\$0.00	\$0.00	\$0.00
Total	Number of Recipients	550	156	112	58	97	127
	Combined Federal Pell and Minnesota State Grants	\$3.01	\$0.60	\$0.61	\$0.43	\$0.75	\$0.62
	Minnesota State Grants	\$1.34	\$0.20	\$0.26	\$0.23	\$0.39	\$0.26

Note: Dollars are in millions. Award amounts for categories with fewer than 10 recipients are reported as zero. Totals include amounts for all categories.

Adjusted gross income of Minnesota State Grant recipients is as reported on federal individual income tax forms. For dependent students, the parents' income was used; for others, the student's and their spouse's, if married, were used.

**Table 20  
Unmarried Independent Students with No Other Dependents (Children)**

**Fiscal Year 2012**

Adjusted Gross Income		Minnesota State Grant Statistics					
		All Institutions	MnSCU Two-Year Colleges	MnSCU Four-Year Universities	University of Minnesota	Minnesota Private Non-Profit Institutions	Minnesota Private For-Profit Institutions
Less than \$10,000	Number of Recipients	6,490	3,962	726	414	460	928
	Combined Federal Pell and Minnesota State Grants	\$27.12	\$14.88	\$3.53	\$2.43	\$2.27	\$4.01
	Minnesota State Grants	\$4.16	\$1.31	\$0.59	\$0.89	\$0.60	\$0.76
\$10,000 to \$19,999	Number of Recipients	3,965	2,305	493	237	256	674
	Combined Federal Pell and Minnesota State Grants	\$12.76	\$6.79	\$1.78	\$1.13	\$1.04	\$2.03
	Minnesota State Grants	\$3.42	\$1.28	\$0.52	\$0.57	\$0.45	\$0.61
\$20,000 to \$29,999	Number of Recipients	1,991	1,100	251	97	129	414
	Combined Federal Pell and Minnesota State Grants	\$2.80	\$1.27	\$0.38	\$0.28	\$0.29	\$0.57
	Minnesota State Grants	\$2.32	\$1.00	\$0.34	\$0.26	\$0.26	\$0.47
\$30,000 to \$39,999	Number of Recipients	215	65	32	28	48	42
	Combined Federal Pell and Minnesota State Grants	\$0.18	\$0.02	\$0.02	\$0.05	\$0.04	\$0.04
	Minnesota State Grants	\$0.17	\$0.02	\$0.02	\$0.05	\$0.04	\$0.04
\$40,000 to \$49,999	Number of Recipients	9	1	0	3	3	2
	Combined Federal Pell and Minnesota State Grants	\$0.00	\$0.00	\$0.00	\$0.00	\$0.00	\$0.00
	Minnesota State Grants	\$0.00	\$0.00	\$0.00	\$0.00	\$0.00	\$0.00
\$50,000 to \$59,999	Number of Recipients	0	0	0	0	0	0
	Combined Federal Pell and Minnesota State Grants	\$0.00	\$0.00	\$0.00	\$0.00	\$0.00	\$0.00
	Minnesota State Grants	\$0.00	\$0.00	\$0.00	\$0.00	\$0.00	\$0.00
\$60,000 to \$69,999	Number of Recipients	0	0	0	0	0	0
	Combined Federal Pell and Minnesota State Grants	\$0.00	\$0.00	\$0.00	\$0.00	\$0.00	\$0.00
	Minnesota State Grants	\$0.00	\$0.00	\$0.00	\$0.00	\$0.00	\$0.00
\$70,000 to \$79,999	Number of Recipients	0	0	0	0	0	0
	Combined Federal Pell and Minnesota State Grants	\$0.00	\$0.00	\$0.00	\$0.00	\$0.00	\$0.00
	Minnesota State Grants	\$0.00	\$0.00	\$0.00	\$0.00	\$0.00	\$0.00
\$80,000 or More	Number of Recipients	0	0	0	0	0	0
	Combined Federal Pell and Minnesota State Grants	\$0.00	\$0.00	\$0.00	\$0.00	\$0.00	\$0.00
	Minnesota State Grants	\$0.00	\$0.00	\$0.00	\$0.00	\$0.00	\$0.00
Total	Number of Recipients	12,670	7,433	1,502	779	896	2,060
	Combined Federal Pell and Minnesota State Grants	\$42.86	\$22.97	\$5.72	\$3.89	\$3.64	\$6.65
	Minnesota State Grants	\$10.08	\$3.61	\$1.47	\$1.77	\$1.35	\$1.88

Note: Dollars are in millions. Award amounts for categories with fewer than 10 recipients are reported as zero. Totals include amounts for all categories.

Adjusted gross income of Minnesota State Grant recipients is as reported on federal individual income tax forms. For dependent students, the parents' income was used; for others, the student's and their spouse's, if married, were used.

**Table 21  
Unmarried Independent Students with No Other Dependents (Children)**

**Fiscal Year 2012**

Adjusted Gross Income		Minnesota State Grant Statistics					
		All Institutions	MnSCU Two-Year Colleges	MnSCU Four-Year Universities	University of Minnesota	Minnesota Private Non-Profit Institutions	Minnesota Private For-Profit Institutions
Less than \$10,000	Number of Recipients	1,674	604	260	175	284	351
	Combined Federal Pell and Minnesota State Grants	\$12.46	\$3.83	\$1.93	\$1.65	\$2.53	\$2.51
	Minnesota State Grants	\$3.32	\$0.52	\$0.50	\$0.70	\$1.00	\$0.59
\$10,000 to \$19,999	Number of Recipients	1,060	486	160	90	107	217
	Combined Federal Pell and Minnesota State Grants	\$5.84	\$2.29	\$0.94	\$0.71	\$0.76	\$1.14
	Minnesota State Grants	\$2.32	\$0.68	\$0.39	\$0.40	\$0.40	\$0.45
\$20,000 to \$29,999	Number of Recipients	590	268	64	47	50	161
	Combined Federal Pell and Minnesota State Grants	\$1.74	\$0.63	\$0.18	\$0.25	\$0.23	\$0.45
	Minnesota State Grants	\$1.55	\$0.52	\$0.17	\$0.23	\$0.22	\$0.41
\$30,000 to \$39,999	Number of Recipients	114	43	16	12	12	31
	Combined Federal Pell and Minnesota State Grants	\$0.15	\$0.03	\$0.02	\$0.03	\$0.03	\$0.05
	Minnesota State Grants	\$0.15	\$0.03	\$0.02	\$0.03	\$0.03	\$0.04
\$40,000 to \$49,999	Number of Recipients	6	0	0	1	1	4
	Combined Federal Pell and Minnesota State Grants	\$0.00	\$0.00	\$0.00	\$0.00	\$0.00	\$0.00
	Minnesota State Grants	\$0.00	\$0.00	\$0.00	\$0.00	\$0.00	\$0.00
\$50,000 to \$59,999	Number of Recipients	0	0	0	0	0	0
	Combined Federal Pell and Minnesota State Grants	\$0.00	\$0.00	\$0.00	\$0.00	\$0.00	\$0.00
	Minnesota State Grants	\$0.00	\$0.00	\$0.00	\$0.00	\$0.00	\$0.00
\$60,000 to \$69,999	Number of Recipients	0	0	0	0	0	0
	Combined Federal Pell and Minnesota State Grants	\$0.00	\$0.00	\$0.00	\$0.00	\$0.00	\$0.00
	Minnesota State Grants	\$0.00	\$0.00	\$0.00	\$0.00	\$0.00	\$0.00
\$70,000 to \$79,999	Number of Recipients	0	0	0	0	0	0
	Combined Federal Pell and Minnesota State Grants	\$0.00	\$0.00	\$0.00	\$0.00	\$0.00	\$0.00
	Minnesota State Grants	\$0.00	\$0.00	\$0.00	\$0.00	\$0.00	\$0.00
\$80,000 or More	Number of Recipients	0	0	0	0	0	0
	Combined Federal Pell and Minnesota State Grants	\$0.00	\$0.00	\$0.00	\$0.00	\$0.00	\$0.00
	Minnesota State Grants	\$0.00	\$0.00	\$0.00	\$0.00	\$0.00	\$0.00
Total	Number of Recipients	3,444	1,401	500	325	454	764
	Combined Federal Pell and Minnesota State Grants	\$20.20	\$6.78	\$3.07	\$2.65	\$3.56	\$4.16
	Minnesota State Grants	\$7.33	\$1.76	\$1.07	\$1.35	\$1.65	\$1.50

Note: Dollars are in millions. Award amounts for categories with fewer than 10 recipients are reported as zero. Totals include amounts for all categories.

Adjusted gross income of Minnesota State Grant recipients is as reported on federal individual income tax forms. For dependent students, the parents' income was used; for others, the student's and their spouse's, if married, were used.

# Minnesota State Grant Statistics

## Number of Recipients and Amount Awarded by Institution

### Fiscal Year 2012

#### MnSCU Two-Year Colleges

Participating Institutions	Number of Minnesota State Grant Recipients	Combined Federal Pell and Minnesota State Grants Received	Minnesota State Grants Received
Alexandria Technical College	912	\$3,823,000	\$858,000
Anoka Technical College	968	\$3,359,000	\$617,000
Anoka-Ramsey Community College	2,065	\$6,473,000	\$1,068,000
Central Lakes College	1,659	\$6,642,000	\$1,113,000
Century College	3,632	\$12,985,000	\$1,712,000
Dakota County Technical College	952	\$3,631,000	\$765,000
Fond du Lac Tribal & Community College	372	\$1,412,000	\$207,000
Hennepin Technical College	1,861	\$6,346,000	\$1,029,000
Hibbing Community College	654	\$2,866,000	\$474,000
Inver Hills Community College	1,542	\$5,393,000	\$765,000
Itasca Community College	491	\$2,016,000	\$363,000
Lake Superior College	1,177	\$4,073,000	\$674,000
Mesabi Range Community & Technical College	528	\$2,256,000	\$378,000
Minneapolis Community & Technical College	4,016	\$13,969,000	\$1,845,000
Minnesota State College Southeast Technical	724	\$2,784,000	\$502,000
Minnesota State Community & Technical College	1,531	\$5,964,000	\$1,151,000
Minnesota West Community & Technical College	994	\$4,123,000	\$720,000
Normandale Community College	2,964	\$10,369,000	\$1,782,000
North Hennepin Community College	2,301	\$7,963,000	\$1,047,000
Northland Community & Technical College	775	\$2,899,000	\$604,000
Northwest Technical College	435	\$1,797,000	\$308,000
Pine Technical College	301	\$1,059,000	\$145,000
Rainy River Community College	115	\$480,000	\$77,000
Ridgewater College	1,718	\$6,497,000	\$1,318,000

\*Award amounts for institutions with fewer than 10 recipients are reported as zero.

**MnSCU Two-Year Colleges**

Participating Institutions	Number of Minnesota State Grant Recipients	Combined Federal Pell and Minnesota State Grants Received	Minnesota State Grants Received
Riverland Community College	1,021	\$3,873,000	\$671,000
Rochester Community and Technical College	2,062	\$7,488,000	\$1,346,000
South Central Technical College	1,462	\$5,191,000	\$902,000
St. Cloud Technical College	1,855	\$7,194,000	\$1,231,000
St. Paul College	2,116	\$7,511,000	\$938,000
Vermilion Community College	255	\$1,054,000	\$220,000
Sub-Total	41,458	\$151,490,000	\$24,828,000

**MnSCU Four-Year Universities**

Participating Institutions	Number of Minnesota State Grant Recipients	Combined Federal Pell and Minnesota State Grants Received	Minnesota State Grants Received
Bemidji State University	1,674	\$8,042,000	\$3,069,000
Metropolitan State University	1,677	\$6,130,000	\$1,384,000
Minnesota State University, Mankato	3,645	\$16,670,000	\$6,099,000
Minnesota State University Moorhead	1,491	\$6,863,000	\$2,535,000
Southwest Minnesota State University	888	\$4,349,000	\$1,664,000
St. Cloud State University	4,375	\$19,396,000	\$6,272,000
Winona State University	1,788	\$8,536,000	\$4,058,000
Sub-Total	15,538	\$69,987,000	\$25,082,000

**University of Minnesota**

Participating Institutions	Number of Minnesota State Grant Recipients	Combined Federal Pell and Minnesota State Grants Received	Minnesota State Grants Received
University of Minnesota Crookston	502	\$2,693,000	\$1,430,000
University of Minnesota Duluth	2,953	\$16,663,000	\$9,287,000
University of Minnesota Morris	675	\$3,895,000	\$2,117,000
University of Minnesota Twin Cities	7,176	\$42,325,000	\$22,966,000
Sub-Total	11,306	\$65,576,000	\$35,800,000

\*Award amounts for institutions with fewer than 10 recipients are reported as zero.

## Minnesota Private Non-Profit Institutions

Participating Institutions	Number of Minnesota State Grant Recipients	Combined Federal Pell and Minnesota State Grants Received	Minnesota State Grants Received
American Indian Opportunities Industrialization Center	91	\$291,000	\$39,000
Augsburg College	1,122	\$7,165,000	\$3,533,000
Bethany Lutheran College	218	\$1,344,000	\$753,000
Bethel University	1,028	\$5,806,000	\$3,158,000
Carleton College	120	\$756,000	\$397,000
College of Saint Benedict	581	\$3,597,000	\$1,991,000
College of St. Scholastica	934	\$5,236,000	\$3,030,000
College of Visual Arts	113	\$721,000	\$395,000
Concordia College	784	\$4,534,000	\$2,626,000
Concordia University	414	\$2,637,000	\$1,298,000
Crossroads College	58	\$352,000	\$164,000
Crown College	320	\$1,842,000	\$888,000
Dunwoody College of Technology	571	\$2,256,000	\$687,000
Gustavus Adolphus College	797	\$4,919,000	\$2,799,000
Hamline University	785	\$4,961,000	\$2,689,000
Leech Lake Tribal College	69	\$341,000	\$30,000
Macalester College	101	\$710,000	\$381,000
Martin Luther College	49	\$266,000	\$171,000
Minneapolis College of Art and Design	129	\$852,000	\$452,000
North Central University	320	\$1,700,000	\$839,000
Northwestern College	853	\$4,842,000	\$2,610,000
Northwestern Health Sciences University	31	\$144,000	\$54,000
Oak Hills Christian College	69	\$383,000	\$184,000
Presentation College	40	\$227,000	\$105,000
Saint John's University	451	\$2,788,000	\$1,579,000
Saint Mary's University of Minnesota	420	\$2,269,000	\$1,182,000

\*Award amounts for institutions with fewer than 10 recipients are reported as zero.

### Minnesota Private Non-Profit Institutions

Participating Institutions	Number of Minnesota State Grant Recipients	Combined Federal Pell and Minnesota State Grants Received	Minnesota State Grants Received
St. Catherine University	1,371	\$7,321,000	\$3,225,000
St. Olaf College	419	\$2,679,000	\$1,464,000
Summit Academy Opportunity Industrialization Center	161	\$507,000	\$95,000
University of St. Thomas	1,367	\$8,168,000	\$4,396,000
White Earth Tribal College	4	\$0*	\$0*
Sub-Total	13,790	\$79,624,000	\$41,213,000

### Minnesota Private For-Profit Institutions

Participating Institutions	Number of Minnesota State Grant Recipients	Combined Federal Pell and Minnesota State Grants Received	Minnesota State Grants Received
Academy College	82	\$336,000	\$69,000
Allure School of Cosmetology	27	\$134,000	\$20,000
Anthem College	223	\$896,000	\$187,000
Argosy University, Twin Cities Campus	208	\$870,000	\$225,000
Art Institutes International Minnesota	850	\$3,958,000	\$1,577,000
Avalon School of Cosmetology	26	\$129,000	\$30,000
Aveda Institute Minneapolis	223	\$1,048,000	\$295,000
Brown College	460	\$2,494,000	\$880,000
Central Beauty School Cambridge	6	\$0*	\$0*
Cosmetology Training Center Mankato	27	\$128,000	\$35,000
DeVry University Edina Center	52	\$333,000	\$123,000
Duluth Business University	205	\$740,000	\$130,000
Empire Beauty School Bloomington	185	\$892,000	\$195,000
Empire Beauty School St. Paul	183	\$935,000	\$169,000
Everest Institute	21	\$43,000	\$14,000
Globe University	475	\$2,306,000	\$610,000
Hastings Beauty School	44	\$213,000	\$50,000

\*Award amounts for institutions with fewer than 10 recipients are reported as zero.



## Minnesota Private For-Profit Institutions

Participating Institutions	Number of Minnesota State Grant Recipients	Combined Federal Pell and Minnesota State Grants Received	Minnesota State Grants Received
Herzing College	191	\$881,000	\$251,000
Institute of Production & Recording	122	\$484,000	\$117,000
ITT Technical Institute	95	\$309,000	\$88,000
LA Beauty School	7	\$0*	\$0*
Le Cordon College of Culinary Arts Minneapolis St. Paul	226	\$949,000	\$202,000
McNally Smith College of Music	135	\$702,000	\$310,000
Minneapolis Business College	245	\$1,264,000	\$322,000
Minneapolis Media Institute	62	\$271,000	\$73,000
Minnesota School of Barbering	13	\$69,000	\$14,000
Minnesota School of Beauty	22	\$79,000	\$29,000
Minnesota School of Business	2,905	\$13,527,000	\$3,572,000
Minnesota School of Cosmetology	147	\$668,000	\$146,000
Model College of Hair Design	106	\$485,000	\$137,000
Moler Barber School of Hairstyling	54	\$285,000	\$73,000
National American University	1,028	\$4,003,000	\$879,000
Nova Academy of Cosmetology	94	\$514,000	\$115,000
NTI School of CAD Technology	36	\$149,000	\$53,000
Park Avenue School of Cosmetology	35	\$198,000	\$33,000
PCI Academy New Hope	19	\$107,000	\$31,000
Pro-Image Beauty School	6	\$0*	\$0*
Professional Salon Academy	27	\$126,000	\$29,000
Rasmussen College Blaine	364	\$1,407,000	\$353,000
Rasmussen College Brooklyn Park	673	\$2,377,000	\$606,000
Rasmussen College Eagan	521	\$2,153,000	\$525,000
Rasmussen College Lake Elmo	305	\$1,378,000	\$320,000
Rasmussen College Mankato	522	\$2,236,000	\$500,000

\*Award amounts for institutions with fewer than 10 recipients are reported as zero.

## Minnesota Private For-Profit Institutions

Participating Institutions	Number of Minnesota State Grant Recipients	Combined Federal Pell and Minnesota State Grants Received	Minnesota State Grants Received
Rasmussen College Minnetonka	355	\$1,264,000	\$386,000
Rasmussen College Moorhead	190	\$740,000	\$181,000
Rasmussen College St. Cloud	774	\$2,991,000	\$757,000
Regency Beauty Institute Blaine	457	\$2,305,000	\$550,000
Rochester School of Hair Design	53	\$217,000	\$50,000
Transportation Center for Excellence	58	\$98,000	\$34,000
University of Phoenix Minneapolis St. Paul	274	\$1,223,000	\$420,000
Sub-Total	13,418	\$59,009,000	\$15,802,000

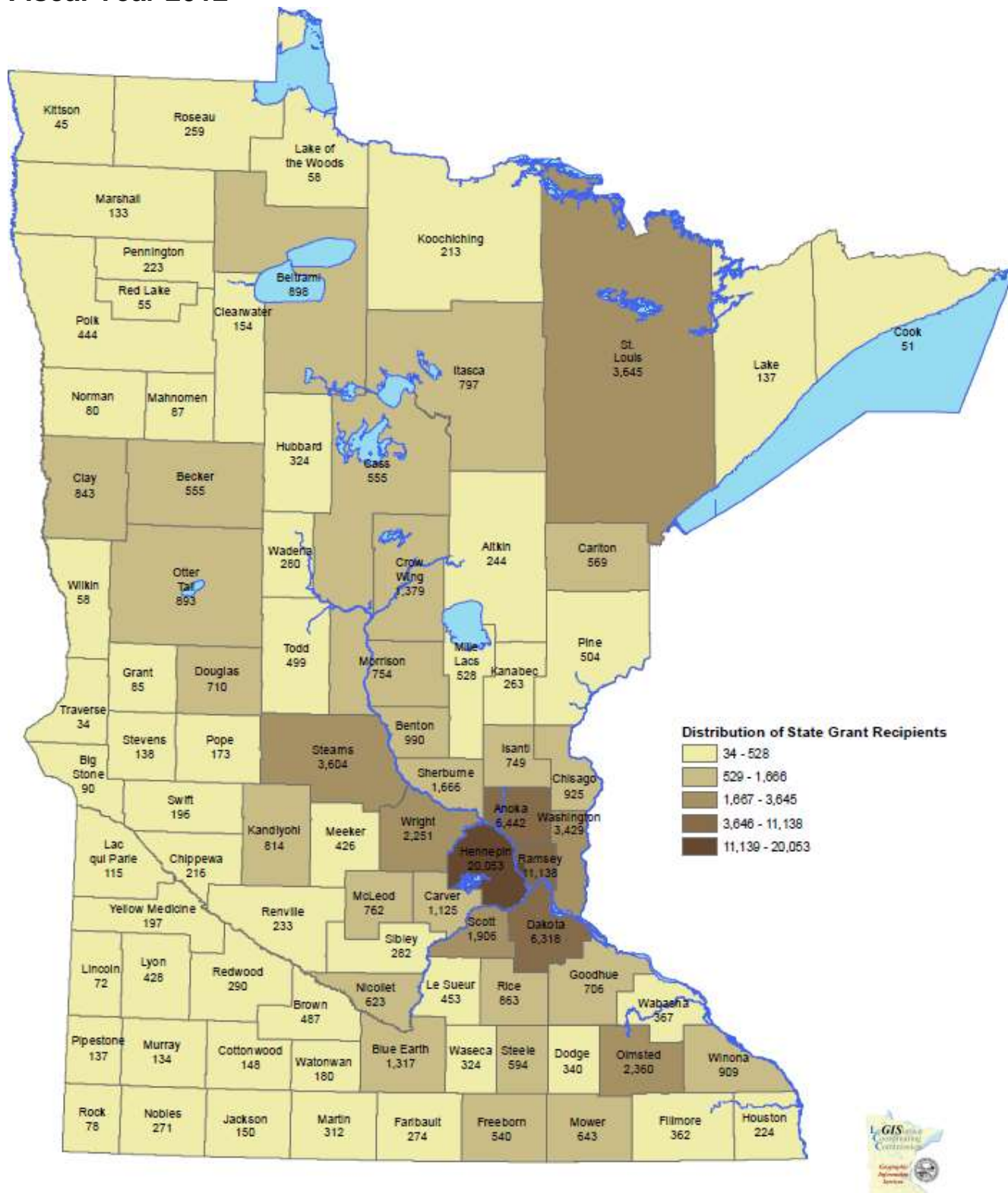
<b>All Institutions</b>	Number of Minnesota State Grant Recipients	Combined Federal Pell and Minnesota State Grants Received	Minnesota State Grants Received
Total	95,510	\$425,685,000	\$142,725,000

\*Award amounts for institutions with fewer than 10 recipients are reported as zero.  
Totals include amounts for all institutions.

# Minnesota State Grant Statistics

## Recipients by County of Residence\*

### Fiscal Year 2012



\*Permanent residence as reported on the Free Application for Federal Student Aid (FAFSA)