

STATE OF MINNESOTA DEPARTMENT OF PUBLIC SAFETY 2017



MINNESOTA JUSTICE INFORMATION SERVICES
UNIFORM CRIME REPORT

MINNESOTA DEPARTMENT OF PUBLIC SAFETY



Alcohol
and Gambling
Enforcement

Bureau of Criminal
Apprehension

Driver
and Vehicle
Services

Emergency
Communication
Networks

Homeland
Security and
Emergency
Management

Minnesota
State Patrol

Office of
Communications

Office of
Justice Programs

Office of
Pipeline Safety

Office of
Traffic Safety

State Fire
Marshal

Office of the Commissioner

445 Minnesota Street • Suite 1000 • Saint Paul, Minnesota 55101

Phone: 651.201.7160 • Fax: 651.297.5728 • TTY: 651.282.6555

Website: dps.mn.gov

July 2, 2018

The Honorable Mark Dayton
Governor of the State of Minnesota
And Members of the Legislature
State Capitol
Saint Paul, Minnesota 55155

Dear Governor Dayton:

The Department of Public Safety, Bureau of Criminal Apprehension (BCA) is pleased to submit the *Minnesota Uniform Crime Report-2017* for your review. This report is compiled and published in accordance with Minnesota Statutes, section 299C.18.

In 2017, Minnesota violent crimes (murder, rape, robbery, human trafficking and aggravated assault) increased 0.5 percent and property crimes (burglary, larceny, motor vehicle theft and arson) increased 4.4 percent.

This report provides statistics to law enforcement, members of state government and the general public for their use in analyzing crime in Minnesota. In addition, the data has been submitted to the Federal Bureau of Investigation's Uniform Crime Reporting Program.

These statistics have been compiled from data submitted by Minnesota police chiefs and sheriffs. Their continued contributions allow the BCA to provide what is currently the most comprehensive picture of crime in Minnesota.

Sincerely,

A handwritten signature in cursive script that reads "Ramona L. Dohman".

Ramona L. Dohman, Commissioner



State of Minnesota Minnesota Crime Information - 2017

Ramona L. Dohman
Commissioner
Minnesota Department of Public Safety

Drew Evans
Superintendent
Bureau of Criminal Apprehension

Dana Gotz
Deputy Superintendent
Minnesota Justice Information Services

Christopher Anderson
Editor, UCR Program Manager
Minnesota Justice Information Services

Prepared By:
Minnesota Department of Public Safety
Bureau of Criminal Apprehension
Minnesota Justice Information Services
1430 Maryland Avenue East
St. Paul, Minnesota 55106

Uniform Crime Report location:
<https://dps.mn.gov/divisions/bca/bca-divisions/mnjis/Pages/uniform-crime-reports.aspx>

Contents

| | |
|--|-----------|
| Contents | 2 |
| List of Figures | 5 |
| List of Tables | 7 |
| 1 PREFACE | 8 |
| 1.1 NOTICE | 8 |
| 2 LAW ENFORCEMENT AGENCIES CONTRIBUTING | 9 |
| 3 CRIME REPORTING REQUIREMENTS, PROCEDURES AND FACTORS | 11 |
| 3.1 BACKGROUND | 11 |
| 3.1.1 Section 299C.05 CRIME DATA COLLECTION. | 11 |
| 3.1.2 Section 299C.06 DIVISION POWERS AND DUTIES; COOPERATION. | 11 |
| 3.1.3 Section 299C.12 RECORD KEPT BY PEACE OFFICERS; REPORTS. | 12 |
| 3.2 GOALS AND OBJECTIVES | 12 |
| 3.3 REPORTING PROCEDURES | 12 |
| 3.4 CRIME FACTORS | 13 |
| 3.5 A DESCRIPTION OF UNIFORM CRIME REPORTING OFFENSES AND THEIR CLASSIFICATION | 14 |
| 3.6 PART I OFFENSE DEFINITIONS (Serious Crime) | 14 |
| 3.6.1 Criminal Homicide | 14 |
| 3.6.2 Rape | 15 |
| 3.6.3 Robbery | 15 |
| 3.6.4 Aggravated Assault | 15 |
| 3.6.5 Burglary - Breaking and Entering | 15 |
| 3.6.6 Larceny - Theft (does not include Motor Vehicle Theft) | 16 |
| 3.6.7 Motor Vehicle Theft | 16 |
| 3.6.8 Arson | 16 |
| 3.6.9 Human Trafficking - Commercial Sex Acts | 16 |
| 3.6.10 Human Trafficking - Involuntary Servitude | 16 |
| 3.7 PART II OFFENSE DEFINITIONS (Less Serious Crime) | 17 |
| 3.7.1 Other Assaults | 17 |
| 3.7.2 Forgery and Counterfeiting | 17 |
| 3.7.3 Fraud | 17 |
| 3.7.4 Embezzlement | 17 |
| 3.7.5 Stolen Property - Buying, Receiving, Possessing | 17 |
| 3.7.6 Vandalism - Destruction of Property | 17 |
| 3.7.7 Weapons | 17 |
| 3.7.8 Prostitution and Commercialized Vice | 17 |
| 3.7.9 Sex Offenses | 18 |

CONTENTS

| | | |
|-----------|--|-----------|
| 3.7.10 | Drug Abuse Violation | 18 |
| 3.7.11 | Gambling | 18 |
| 3.7.12 | Offenses Against Family and Children | 18 |
| 3.7.13 | Driving Under the Influence | 18 |
| 3.7.14 | Liquor Laws | 18 |
| 3.7.15 | Disorderly Conduct - Disturbing the Peace | 18 |
| 3.7.16 | Vagrancy | 19 |
| 3.7.17 | All Other Offenses | 19 |
| 3.7.18 | Curfew and Loitering Law Violation (Juvenile) | 19 |
| 3.7.19 | Runaways (Juvenile) | 19 |
| 4 | MINNESOTA OFFENSE INFORMATION | 20 |
| 4.1 | CRIME INDEX - SERIOUS (OR PART I) CRIMES | 20 |
| 4.1.1 | Violent Crimes | 20 |
| 4.1.2 | Property Crimes | 21 |
| 4.1.3 | Total Arrests | 21 |
| 4.2 | CRIMES OF VIOLENCE | 23 |
| 4.2.1 | Criminal Homicide - Murder | 23 |
| 4.2.2 | Rape | 32 |
| 4.2.3 | Robbery | 33 |
| 4.2.4 | Aggravated Assault | 35 |
| 4.2.5 | Human Trafficking | 36 |
| 4.3 | CRIMES AGAINST PROPERTY | 40 |
| 4.3.1 | Burglary | 40 |
| 4.3.2 | Larceny - Theft | 43 |
| 4.3.3 | Motor Vehicle Theft | 46 |
| 4.3.4 | Arson | 47 |
| 4.3.5 | Property Crime Value Information | 49 |
| 4.4 | ADDITIONAL STATEWIDE OFFENSE INFORMATION | 51 |
| 4.4.1 | Crime Rate per 100,000 Inhabitants and Percent Cleared by Agency | 51 |
| 4.4.2 | Crime Rate per 100,000 Inhabitants and Percent Cleared by Judicial District and County | 51 |
| 4.4.3 | Historical Crime Index Summary | 51 |
| 5 | MINNESOTA ARREST INFORMATION | 52 |
| 5.1 | STATEWIDE ARREST INFORMATION | 52 |
| 5.2 | DRUG ABUSE ARREST INFORMATION | 58 |
| 6 | COMPARISON OF METRO-NONMETRO OFFENSES AND ARRESTS | 60 |
| 7 | CRIME OFFENSES AND ARRESTS FOR STATE JUDICIAL DISTRICTS | 64 |
| 8 | LAW ENFORCEMENT EMPLOYEE INFORMATION | 66 |
| 9 | LAW ENFORCEMENT OFFICERS KILLED OR ASSAULTED | 68 |
| 10 | LAW ENFORCEMENT OFFICERS FIREARMS DISCHARGES | 72 |
| 11 | POLICE PURSUITS | 76 |
| 11.1 | SUMMARY | 76 |
| 12 | BIAS MOTIVATED CRIMES | 81 |
| 12.1 | SUMMARY | 81 |
| 13 | CARGO THEFT | 89 |
| 13.1 | SUMMARY | 89 |

CONTENTS

| | |
|--|-----------|
| 14 MINNESOTA MISSING PERSONS REPORT | 90 |
| 14.1 BACKGROUND | 90 |
| 14.2 GOALS AND OBJECTIVES | 92 |
| 15 COUNTY AND MUNICIPAL OFFENSE INFORMATION | 94 |
| A GLOSSARY OF TERMS | 95 |

List of Figures

| | | |
|------|--|----|
| 4.1 | Violent Crimes Reported | 22 |
| 4.2 | Property Crimes Reported | 22 |
| 4.3 | Criminal Homicides by Relationship to Offender | 24 |
| 4.4 | Weapons Used in Committing Criminal Homicides | 24 |
| 4.5 | Circumstances Indicated for Criminal Homicide Incidents | 25 |
| 4.6 | Homicide Victims by Age | 26 |
| 4.7 | Homicide Victims by Sex | 26 |
| 4.8 | Homicide Victims by Race | 27 |
| 4.9 | Homicide Offenders by Age | 27 |
| 4.10 | Homicide Offenders by Sex | 28 |
| 4.11 | Homicide Offenders by Race | 28 |
| 4.12 | Rapes Completed and Attempted | 32 |
| 4.13 | Types of Weapons Used for Robberies | 33 |
| 4.14 | Total Stolen Property Value by Robbery Type | 34 |
| 4.15 | Average Stolen Property Value by Robbery Type | 34 |
| 4.16 | Types of Weapons Used for Aggravated Assaults | 35 |
| 4.17 | Human Trafficking Victims by Age | 37 |
| 4.18 | Human Trafficking Victims by Sex | 37 |
| 4.19 | Human Trafficking Victims by Race | 38 |
| 4.20 | Human Trafficking Offenders by Age | 38 |
| 4.21 | Human Trafficking Offenders by Sex | 39 |
| 4.22 | Human Trafficking Offenders by Race | 39 |
| 4.23 | Types of Burglaries | 40 |
| 4.24 | Residential Burglaries by Time of Day | 41 |
| 4.25 | Non-Residential Burglaries by Time of Day | 41 |
| 4.26 | Burglaries by Location | 42 |
| 4.27 | Burglary Losses by Location | 42 |
| 4.28 | Larceny-Theft by Value | 43 |
| 4.29 | Larceny-Theft by Type | 44 |
| 4.30 | Total Larceny-Theft Property Loss by Type | 44 |
| 4.31 | Average Larceny-Theft Property Loss by Type | 45 |
| 4.32 | Stolen Vehicles by Type | 46 |
| 4.33 | Arson by Property Type | 47 |
| 4.34 | Total Estimated Property Value in Arson by Property Type | 48 |
| 4.35 | Arson by Structure Type | 48 |
| 4.36 | Total Estimated Stolen Value in Property Offenses | 49 |
| 5.1 | Arrests by Age | 53 |
| 5.2 | Arrests by Sex | 53 |
| 5.3 | Arrests by Race | 54 |
| 5.4 | Drug Abuse Arrests by Drug Type | 58 |

LIST OF FIGURES

| | | |
|-------|--|----|
| 9.1 | Law Enforcement Officers Killed or Assaulted By Type of Weapon | 68 |
| 9.2 | Law Enforcement Officers Killed or Assaulted By Type of Activity | 69 |
| 9.3 | Law Enforcement Officers Killed or Assaulted By Type of Assignment | 70 |
| 9.4 | Law Enforcement Officers Killed or Assaulted By Type of Injury | 70 |
| 9.5 | Law Enforcement Officers Killed or Assaulted By Time of Incident | 71 |
| | | |
| 10.1 | Firearms Shots Fired By Time of Day | 73 |
| 10.2 | Firearms Shots Fired By Activity Type | 73 |
| 10.3 | Firearms Shots Fired By Assignment Type | 74 |
| 10.4 | Firearms Shots Fired By Weapon Type | 74 |
| 10.5 | Firearms Shots Fired By Incident Level | 75 |
| | | |
| 11.1 | Pursuits By Time of Incident | 77 |
| 11.2 | Reason for Pursuit Initiation | 77 |
| 11.3 | Reason for Pursuit Termination | 78 |
| 11.4 | Pursuit Duration | 79 |
| | | |
| 12.1 | Bias Incidents by Bias Motivation Type | 82 |
| 12.2 | Bias Incidents by Offense Committed | 83 |
| 12.3 | Bias Incidents by Bias Location Type | 84 |
| 12.4 | Bias Incidents by Bias Situation Type | 85 |
| 12.5 | Bias Victims by Age | 86 |
| 12.6 | Bias Victims by Sex | 86 |
| 12.7 | Bias Victims by Race | 87 |
| 12.8 | Bias Offenders by Age | 87 |
| 12.9 | Bias Offenders by Sex | 88 |
| 12.10 | Bias Offenders by Race | 88 |

List of Tables

| | | |
|------|---|----|
| 2.3 | Total Number of Non-City Contributors | 10 |
| 2.1 | Total Number of Police Department Contributors | 10 |
| 2.2 | Total Number of Sheriff's Office Contributors | 10 |
| 4.1 | Criminal Homicide Victims by Age and Race | 29 |
| 4.2 | Criminal Homicide Victims by Age and Sex | 29 |
| 4.3 | Criminal Homicide Offenders by Age and Race | 29 |
| 4.4 | Criminal Homicide Offenders by Age and Sex | 30 |
| 4.5 | Homicides by Reporting Agency | 31 |
| 4.6 | Property Stolen by Offense (\$1K) | 50 |
| 4.7 | Total Value of Property Stolen and Recovered (\$1K) | 50 |
| 4.8 | Statewide Offense and Clearance Information | 51 |
| 5.1 | Arrests by Sex and Offense | 55 |
| 5.2 | Arrests by Age and Offense | 56 |
| 5.3 | Arrests by Race and Offense | 57 |
| 5.4 | Drug Abuse Arrests by Sex and Drug Type | 59 |
| 5.5 | Drug Abuse Arrests by Age and Drug Type | 59 |
| 5.6 | Drug Abuse Arrests by Race and Drug Type | 59 |
| 5.7 | Arrests for Drug Abuse Sale | 59 |
| 5.8 | Arrests for Drug Abuse Possession | 59 |
| 6.1 | Metropolitan Counties | 61 |
| 6.2 | Metro and Nonmetro Offenses and Clearances | 62 |
| 6.3 | Metro and Nonmetro Crime Rate per 100,000 and Offense Ratio | 63 |
| 7.1 | Violent and Property Crimes by Judicial District | 65 |
| 7.2 | Arrests by Judicial District | 65 |
| 8.1 | Police Department Employee Data | 67 |
| 8.2 | Sheriff Department Employee Data | 67 |
| 8.3 | Zero Population Employee Data | 67 |
| 10.1 | Firearms Shots Fired by Agency Population Group | 72 |
| 11.1 | Injury Type for Persons Involved in or Affected by Pursuit | 80 |
| 11.2 | Injury Type for Officers Involved in Pursuit | 80 |
| 14.1 | Missing Person Totals by Month | 93 |
| 14.2 | Totals for Juveniles and Adults by Record Type | 93 |

Chapter 1

PREFACE

In 1935, the Bureau of Criminal Apprehension (BCA) was given the responsibility to collect activity information from law enforcement agencies throughout the state of Minnesota. Reports containing this information were completed and forwarded to the concerned parties every two years as required by state statute until 1972, when the reports began to be produced annually.

This report measures criminal activity in the state using data submitted by individual law enforcement agencies. The criminal activity consists of incidents, stolen and recovered property, and arrests. In addition to crime data, this report also contains other data required in statute including the number of law enforcement officers killed or assaulted; firearms discharges by police officers; missing person reports; police pursuits, and bias offenses. Limited information is also available on law enforcement personnel.

Comparisons with previous years' statistics are presented for trend changes that may be of use to the reader.

The Minnesota Uniform Crime Report – 2017 report is compiled from crime statistics provided by Minnesota law enforcement agencies. Law enforcement agencies use Minnesota Offense Codes (MOCs) to categorize crime for reporting purposes. MOCs are created based on Minnesota statutes and each code represents a specific crime category. Each year the BCA makes additions, deletions, and corrections to MOCs based on statute changes, FBI clarification, and identification of errors. As a result the way crimes are categorized can change from year to year. Any comparisons with previous years should be viewed with caution. The Minnesota Department of Public Safety, Bureau of Criminal Apprehension wishes to thank the cooperating law enforcement agencies whose assistance make this report possible.

1.1 NOTICE

The data presented in this report is submitted by law enforcement agencies in Minnesota. Each agency is responsible for the accuracy, completeness and timeliness of the data the agency chooses to submit. Agency policy on what to submit may vary and those variances are reflected in the data and statistics presented.

Chapter 2

LAW ENFORCEMENT AGENCIES CONTRIBUTING

To assure an accurate interpretation of the data presented in this report, the exact number of law enforcement agencies submitting information must be provided. Reports are collected for cities and Sheriff's offices according to the definitions of Uniform Crime Reporting. Police departments report information for cities while sheriff's departments collect information for rural areas. Since 1936, the average percent of sheriff's offices and police departments forwarding information has been at least 94 percent.

Table 2.3: Total Number of Non-City Contributors ¹

| Population Group | Agencies | Agencies Reporting |
|-------------------------------|----------|--------------------|
| City under 2,500 | 11 | 9 |
| Non-metro County under 10,000 | 5 | 4 |
| Metro County under 10,000 | 8 | 8 |

Table 2.1: Total Number of Police Department Contributors

| Population Group | Population | Agencies | Agencies Reporting |
|------------------------|------------|----------|--------------------|
| City 250,000 - 499,999 | 725667 | 2 | 2 |
| City 100,000 - 249,999 | 115228 | 1 | 1 |
| City 50,000 - 99,999 | 1078727 | 16 | 16 |
| City 25,000 - 49,999 | 636579 | 19 | 19 |
| City 10,000 - 24,999 | 846373 | 50 | 50 |
| City 2,500 - 9,999 | 437738 | 85 | 85 |
| City under 2,500 | 147289 | 110 | 94 |

Table 2.2: Total Number of Sheriff's Office Contributors

| Population Group | Population | Agencies | Agencies Reporting |
|----------------------------------|------------|----------|--------------------|
| Non-metro County 25,000 - 99,999 | 160091 | 5 | 5 |
| Non-metro County 10,000 - 24,999 | 294207 | 17 | 17 |
| Non-metro County under 10,000 | 230130 | 38 | 38 |
| Metro County 100,000 or over | 112672 | 1 | 1 |
| Metro County 25,000 - 99,999 | 531068 | 9 | 9 |
| Metro County 10,000 - 24,999 | 238466 | 15 | 15 |
| Metro County under 10,000 | 16824 | 2 | 2 |

¹Non-City entities, such as Minnesota State Patrol, Three Rivers Park District, University of Minn. - Duluth, University of Minn. - Minneapolis, University of Minn. - Morris, Metropolitan Airport Police, Fond du Lac Tribal Police and Mille Lacs Tribal Police are not assigned population numbers.

Chapter 3

CRIME REPORTING REQUIREMENTS, PROCEDURES AND FACTORS

3.1 BACKGROUND

The state of Minnesota has participated in the FBI's Uniform Crime Reporting (UCR) Program since 1936. Minnesota statutes require and authorize the Bureau of Criminal Apprehension to collect UCR data. The statutes are as follows.

3.1.1 Section 299C.05 CRIME DATA COLLECTION.

It shall be the duty of this division to collect, and preserve as a record of the bureau, information concerning the number and nature of offenses known to have been committed in the state, of the legal steps taken in connection therewith from the inception of the complaint to the final discharge of the defendant, and such other information as may be useful in the study of crime and administration of justice. The information so collected and preserved shall include such data as may be requested by the United States Department of Justice, at Washington, under its national system of crime reporting. To the extent possible, the superintendent must utilize a nationally recognized system or standard approved by the Federal Bureau of Investigation to collect and preserve crime data.

3.1.2 Section 299C.06 DIVISION POWERS AND DUTIES; COOPERATION.

It shall be the duty of all sheriff's, chiefs of police, prison wardens, superintendents of hospitals for persons with mental illnesses, reformatories and correctional schools, probation and parole officers, school attendance officers, coroners, county attorneys, court clerks, the commissioner of public safety, the commissioner of transportation, and the state fire marshal to furnish to the division statistics and information regarding the number of crimes reported and discovered; arrests made; complaints, informations and indictments filed, and the disposition made of same; pleas, convictions, acquittals, probations granted or denied; conditional release information; receipts, transfers, and discharges to and from prisons, reformatories, correctional schools and other institutions; paroles granted and revoked; commutation of sentences and pardons granted and rescinded; and all other data useful in determining the cause and amount of crime in this state and to form a basis for the study of crime, police methods, court procedure, and penal problems. Such statistics and information shall be furnished upon the request of the division and upon such forms as may be prescribed and furnished

by it. Unless otherwise required or permitted by the superintendent of the Bureau of Criminal Apprehension, an agency or person furnishing information under this section must utilize a nationally recognized system or standard approved by the Federal Bureau of Investigation for reporting statistics and information. The division shall have the power to inspect and prescribe the form and substance of the records kept by those officials from which the information is so furnished.

3.1.3 Section 299C.12 RECORD KEPT BY PEACE OFFICERS; REPORTS.

Every peace officer shall keep or cause to be kept a permanent written record, in such form as the superintendent may prescribe, of all felonies reported to or discovered by the officer within the officer's jurisdiction and of all warrants of arrest for felonies and search warrants issued to the officer in relation to the commission of felonies, and shall make or cause to be made to the sheriff of the county and the bureau, reports of all such crimes, upon such forms as the superintendent may prescribe, including a statement of the facts and a description of the offender, so far as known, the offender's method of operation, the action taken by the officer, and such other information as the superintendent may require.

3.2 GOALS AND OBJECTIVES

The primary goal of the UCR program in Minnesota is to provide statistical information on the volume and effect of crime. The major objectives of Minnesota's UCR Program include:

1. Statistics on crime in Minnesota to be used by the Governor, Legislature, and other concerned individuals.
2. Statistics on crime for administrative and operational use by law enforcement administrators.
3. Statistics on specific criminal offenses to be used in the FBI's national crime reports.
4. Statistics involving the age, sex and race of offenders and bias crime factors to determine the proper focus for crime prevention and enforcement.
5. Statistics on crime for researchers to assist in the understanding of the causes of crime within a biological, sociological and/or psychological framework.
6. Statistics on crime to measure the workload and effectiveness of the current state criminal justice system.
7. Statistics on crime for personnel employed by the criminal justice system to help assist in improving the efficiency and performance of criminal justice agencies.

3.3 REPORTING PROCEDURES

Through Minnesota's crime reporting statutes, participating Minnesota law enforcement agencies are required to submit information as determined by the Department of Public Safety. The required information is tallied from each agency's internal record of complaints, investigations, miscellaneous reports and arrests. To help achieve a uniformity of reporting throughout the state, a copy of the Summary Reporting System User Manual is made available to each agency. Department of Public Safety personnel review the submissions and contact the submitting agency if inconsistent reporting or errors are noted.

The Department of Public Safety, with input from the FBI, established its specific program to measure criminal activity for state and federal purposes. The result is a tabulation of the number and type of offenses committed, cases cleared or solved, and persons arrested. One violation is all that is required to trigger reporting requirements, but a criminal act may involve several crimes, several persons, and several victims. When a criminal act involves more than one offense, only the most serious offense is counted, with some exceptions.

One part of criminal data collection involves juvenile offenses (committed by an individual under age 18). Many times juvenile offenses are handled informally within agencies and therefore go unreported. In cases

where an offense involves both adults and juveniles, and subsequent arrests are made of both, the crime reporting program will indicate this offense to be cleared by the arrest of the adult. Juvenile arrests are used for clearance purposes in those instances where only juveniles are involved.

“Clearance by arrest” indicates that at least one person was arrested, cited, or appeared in court based on a summons. This does not preclude the fact that others may also have been involved in the offense.

Clearance Rate is calculated by counting the clearances reported for the year divided by the offenses reported for the year. Clearances that an agency reports in the calendar year may pertain to offenses that occurred in previous years. Therefore an agency could have more clearances than offenses for the year.

Clearing an offense by the arrest of a person(s) is but one means of indicating such activity. Another involves “exceptional clearances.” An exceptional clearance exists when some element beyond law enforcement action prevents formal charges against the offender. Such a situation might arise if:

1. The offender commits suicide.
2. A double murder occurs (two persons kill each other).
3. The offender dies after making a confession (dying declaration).
4. The offender is killed by a law enforcement officer.
5. The offender confesses to committing the crime while already in custody for another crime or serving a sentence.
6. The offender is prosecuted in another city for a different crime by federal, state, or local authorities, or for the same offense, and the other jurisdiction refuses to release the offender.
7. Another jurisdiction refuses to extradite the offender.
8. The victim of a crime refuses to cooperate in the prosecution.
9. The offender is a juvenile who is handled by a verbal or written notice to the parents in instances involving minor offenses.

The count of offenses is the complaints received by law enforcement agencies from victims, witnesses, or other sources, or discovered by agencies. Complaints determined by subsequent investigation to be unfounded are eliminated from the count. The resulting number of actual offenses for each crime offense category is reported whether anyone is arrested, stolen property is recovered, local prosecutorial policy, or any other consideration. Reported offenses are recorded by the agency that has jurisdiction where the offenses occur. Law enforcement agencies also submit additional offense information that is included in this report.

Crime data and information submitted by law enforcement agencies is collected in the Minnesota Crime Reporting System. Once received, it is processed and published for use in state and national reports as well as by the participating agencies.

“Crime rate” is a term used in evaluating criminal statistics. It is the number of crimes reported by law enforcement per 100,000 in population.

3.4 CRIME FACTORS

The current method of crime reporting is subject to several limitations to the accuracy of this report. Law enforcement agencies can only report what is known to them. In many instances crime victims do not inform the law enforcement agency about the crime. The public tends to not report minor crimes or crimes that leave the victim concerned about public embarrassment or personal safety.

Another element of concern is that not all law enforcement agencies report crime information. When agencies neglect to report crime information it reduces the accuracy of the larger crime picture.

“Selective reporting” can also affect the accuracy of this report. Selective reporting reflects only the crimes which an agency considers important or necessary to be reported through the system. This results in a misleading account of the crime picture within a jurisdiction and across the state.

Conditions beyond the control of law enforcement also affect the measurement and analysis of crime. These conditions include but are not limited to:

- Legislative changes on what is a criminal offense.
- Density and size of the community population and the metropolitan area of which it is part.
- Composition of the population with reference particularly to age, sex, and race.
- Economic status and mores of the population.
- Relative stability of population including commuters, seasonal residents and transients.
- Climate, including seasonal weather conditions.
- Educational, recreational, and religious characteristics.
- Effective strength of the police force.
- Standards governing appointments to the police force.
- Policies of law enforcement agencies.
- Policies of the prosecuting officials and the courts.
- Attitude of the public toward law enforcement.
- The administrative and investigative efficiency of local law enforcement agencies, including the degree of adherence to crime reporting standards.

Information provided in the *Minnesota Uniform Crime Report 2017* is as accurate as currently available in the state. Crime and arrest statistics should be interpreted with caution when comparing different law enforcement jurisdictions. Reported crimes relate to events, while arrests relate to persons. For any one criminal act there may be multiple crimes, multiple offenders, and multiple victims.

3.5 A DESCRIPTION OF UNIFORM CRIME REPORTING OFFENSES AND THEIR CLASSIFICATION

The Department of Public Safety Bureau of Criminal Apprehension uses reporting techniques recommended by the FBI to record data submitted by Minnesota law enforcement agencies. The submitted data contains information regarding Part I Offenses.

Part I Offenses are ten serious crimes that occur on a regular basis and are likely to be reported to law enforcement.

Part I Offenses are generally referred to as the “Crime Index” measurement. Part II Offenses represent “less serious” crime classifications. Part I and Part II crimes are defined by the FBI Uniform Crime Reporting Program.

Part I Offenses include murder, rape, aggravated assault, robbery, burglary, larceny, motor vehicle theft, arson, human trafficking – commercial sex acts, and human trafficking – involuntary servitude. These crimes were chosen by the FBI because of their uniformity of definition, total volumes, and likelihood of being reported. Murder, rape, aggravated assault, human trafficking, and robbery are also known as “violent crimes.” Burglary, larceny, motor vehicle theft and arson are considered “property crimes.” A law enforcement agency becomes aware of these crimes in several ways: reports of its own officers, citizen complaints, notification from a prosecuting attorney or information supplied by court officials.

3.6 PART I OFFENSE DEFINITIONS (Serious Crime)

3.6.1 Criminal Homicide

The killing of another person.

- a) Murder and Nonnegligent Manslaughter - The willful (nonnegligent) killing of one human being by another. As a general rule, any death caused by injuries received in a fight, argument, quarrel, assault, or commission of a crime is classified as Murder and Nonnegligent Manslaughter.
- b) Manslaughter - The killing of another person through gross negligence. As a general rule, any death caused by the gross negligence of another is classified as Criminal Homicide — Manslaughter by Negligence.

The ‘Unborn’ age category is considered a homicide by the state of Minnesota, but not by the FBI. Minnesota began collecting this category in 2011.

3.6.2 Rape

- a) Penetration, no matter how slight, of the vagina or anus with any body part or object, or oral penetration by a sex organ of another person, without the consent of the victim.
- b) Assault to Rape-Attempts - All assaults and attempts to rape. Does not include Statutory Rape.

3.6.3 Robbery

The taking or attempting to take anything of value from the care, custody, or control of a person or persons by force or threat of force or violence and/or by putting the victim in fear.

- a) Armed Robbery-Any Weapon - When any object is so employed as to constitute force or the threat of force, it will be considered a weapon. This would include firearms, knives, clubs, brass knuckles, blackjacks, broken bottles, acid, explosives, etc. Cases involving possible pretended weapons or cases involving weapons not seen by the victim but which the robber claims to have with him should be counted in this category.
- b) Strong Arm-No Weapon - This includes muggings and similar offenses where no weapon is used but strong-arm tactics are employed to deprive the victim of his property. This definition is limited to hands, arms, fists, feet, etc. This includes all attempts.

3.6.4 Aggravated Assault

An unlawful attack by one person upon another for the purpose of inflicting severe or aggravated bodily injury. This type of assault usually is accompanied by the use of a weapon or by means likely to produce death or great bodily harm.

- a) Gun - Includes all assaults or attempted assaults involving the use of any type of firearm. This includes revolvers, automatic pistols, shotguns, zip guns, pellet guns, etc.
- b) Knife or Cutting Instrument - Includes all assaults or attempted assaults involving the use of cutting or stabbing objects such as knives or razors, hatchets, axes, cleavers, scissors, glass, broken bottles, daggers, ice picks, etc.
- c) Other Dangerous Weapons - Includes all assaults or attempted assaults when an object other than a gun, knife or cutting instrument is used. This includes clubs, bricks, jack handles, bottles, explosives, acid, lye, poisons, scalding water, and cases of attempted drowning and burning, etc.
- d) Hands, Fists, Feet, etc. Aggravated - Includes all assaults with hands, fists, feet, etc., which could result in an aggravated assault conviction. In order for the crime to be classified as aggravated, the victim must suffer great bodily harm.

3.6.5 Burglary - Breaking and Entering

Includes any unlawful entry or attempted forcible entry of any structure to commit a felony or larceny. A burglary is any unlawful entry or attempted forcible entry of any dwelling, attached structure, public

building, shop, factory, storehouse, apartment, house, trailer, warehouse, mill, farm, ship, railroad car, etc. This does not include breaking and entering of motor vehicles. These are scored in the larceny category.

- a) **Forcible Entry** - Includes all offenses where force of any kind is used to unlawfully enter a locked structure such as any of those listed above with intent to steal or commit a felony. This includes entry by use of a master key or other device that leaves no mark to open a lock.
- b) **Unlawful Entry-No Force** - The entry of a structure is achieved by use of an unlocked door or window. The element of trespass to the structure is essential in this category, which includes thefts from open garages, open warehouses, open or unlocked dwellings, and open or unlocked common basement areas in apartment houses where entry is achieved by other than the tenant who has lawful access.
- c) **Attempted Forcible Entry** - This category includes those situations where a forcible entry is attempted but not achieved.

3.6.6 Larceny - Theft (does not include Motor Vehicle Theft)

The unlawful taking, carrying, leading, or riding away of property from the possession or constructive possession of another. Larceny and theft are synonymous in the UCR Program. This involves all thefts resulting from pocket picking, purse snatching, shoplifting, larceny from auto, larceny of auto parts and accessories, bicycle theft, larceny from buildings, and larceny from any coin operated machines. Any theft that is not a robbery or any theft that does not result from a breaking and entering shall be scored here. Excludes embezzlements, unlawful conversions, larceny by bailee, frauds or bad checks. When the true or known value of stolen property is not available, estimates based on accepted police methods of property evaluation are used.

3.6.7 Motor Vehicle Theft

Motor Vehicle Theft includes the theft or attempted theft of a motor vehicle, which the UCR Program defines as a self-propelled vehicle that runs on land surface and not on rails, such as, sport utility vehicles, automobiles, trucks, buses, motorcycles, motor scooters, all-terrain vehicles, and snowmobiles. This category does not include farm equipment, bulldozers, airplanes, construction equipment, or water craft (motorboats, sailboats, houseboats, or jet skis). Excludes incidents in which the alleged offender had lawful access to the vehicle as in a family situation, or the unauthorized use by others having lawful access to the vehicle such as chauffeur, employee, etc.

3.6.8 Arson

Any willful or malicious burning or attempt to burn, with or without intent to defraud, a dwelling, public building, motor vehicle or aircraft, personal property of another, etc. A death resulting from arson will be classified as murder and personal injuries resulting would be classified as assaults.

3.6.9 Human Trafficking - Commercial Sex Acts

Includes all offenses where a person was induced by fraud, or coerced to participate in commercial sex acts, or in which the person induced to perform such act(s) has not attained 18 years of age.

3.6.10 Human Trafficking - Involuntary Servitude

Included in this category are offenses where a person(s) is obtained through recruitment, harboring, transportation, or provision and subjected by force, fraud, or coercion into involuntary servitude, peonage, debt bondage, or slavery (not to include commercial sex acts).

3.7 PART II OFFENSE DEFINITIONS (Less Serious Crime)

3.7.1 Other Assaults

This classification consists of all assaults and attempted assaults which are simple or minor in nature.

3.7.2 Forgery and Counterfeiting

The altering, copying, or imitating of something, without authority or right, with the intent to deceive or defraud by passing the copy or thing altered or imitated as that which is original or genuine. Also includes the selling, buying, or possession of an altered, copied, or imitated thing with the intent to deceive or defraud.

3.7.3 Fraud

The intentional perversion of the truth for the purpose of inducing another person or other entity in reliance upon it to part with something of value or to surrender a legal right. Fraudulent conversion and obtaining of money or property by false pretenses.

3.7.4 Embezzlement

The misappropriation or misapplication of money or property entrusted to one's care, custody, or control.

3.7.5 Stolen Property - Buying, Receiving, Possessing

Includes all offenses of buying, receiving, possessing, or concealing stolen property as well as all attempts to commit any of these offenses.

3.7.6 Vandalism - Destruction of Property

Includes all willful or malicious destruction, injury, disfigurement or defacement of any public or private property, real or personal, without the consent of the owner or person having custody or control by cutting, tearing, breaking, marking, painting, drawing, covering with filth or any other such means as may be specified by law.

3.7.7 Weapons

The violation of laws or ordinances prohibiting the manufacture, sale, purchase, transportation, possession, concealment, or use of firearms, cutting instruments, explosives, incendiary devices, or other deadly weapons.

3.7.8 Prostitution and Commercialized Vice

The unlawful promotion of or participation in sexual activities in exchange for anything of value. To solicit customers or transport persons for prostitution purposes, to own, manage, or operate a dwelling or other establishment for the purpose of providing a place where prostitution is performed, or to otherwise assist or promote prostitution.

3.7.9 Sex Offenses

Includes all sex offenses other than forcible rape, prostitution, and commercialized vice. This encompasses offenses against chastity, common decency, and morals.

3.7.10 Drug Abuse Violation

The violation of laws prohibiting the production, distribution, and/or use of certain controlled substances. The unlawful cultivation, manufacture, distribution, sale, purchase, use, possession, transportation, or importation of any controlled drug or narcotic substance. Arrests for violations of state and local laws, specifically those relating to the unlawful possession, sale, use, growing, manufacturing, and making of narcotic drugs.

3.7.11 Gambling

Includes all charges relating to promoting, permitting, or engaging in illegal gambling.

3.7.12 Offenses Against Family and Children

Unlawful nonviolent acts by a family member (or legal guardian) that threaten the physical, mental, or economic well-being or morals of another family member and that are not classifiable as other offenses, such as Assault or Sex Offenses. Includes all charges of non-support, neglect, or abuse of family and children by such acts as desertion, abandonment, or non-support, neglect or abuse of a child, or nonpayment of alimony.

3.7.13 Driving Under the Influence

Driving or operating a motor vehicle or common carrier while mentally or physically impaired as the result of consuming an alcoholic beverage or using a drug or narcotic.

3.7.14 Liquor Laws

With the exception of drunkenness and driving under the influence, all state or local liquor law violations are placed in this class. Excludes federal violations, includes manufacturing, selling, transporting and furnishing as in maintaining unlawful drinking places. Bootlegging, operating a still, furnishing liquor to a minor and using a vehicle for illegal transportation of liquor are included.

3.7.15 Disorderly Conduct - Disturbing the Peace

Any behavior that tends to disturb the public peace or decorum, scandalize the community, or shock the public sense of morality. This classification includes:

- Unlawful assembly
- Disturbing the peace
- Disturbing meetings
- Disorderly conduct in state institutions, at court, at fairs, on trains or public conveyances, etc.
- Blasphemy, profanity, and obscene language
- Refusing to assist an officer
- Attempts to commit any of the above

3.7.16 Vagrancy

The violation of a court order, regulation, ordinance, or law requiring the withdrawal of persons from the streets or other specified areas, prohibiting persons from remaining in an area or place in an idle or aimless manner, or prohibiting persons from going from place to place without visible means of support.

3.7.17 All Other Offenses

All violations of state or local laws not specifically identified as Part I or Part II offenses, except traffic violations. This classification includes:

- Admitting minors to improper places
- Bigamy and polygamy
- Blackmail and extortion
- Contempt of court
- Kidnapping
- Possession of drug paraphernalia
- Riot and rout, etc.
- Attempts to commit any of the above

3.7.18 Curfew and Loitering Law Violation (Juvenile)

Offenses relating to local curfew or loitering ordinances, where such laws exist.

3.7.19 Runaways (Juvenile)

This classification is limited to juveniles taken into protective custody under provisions of state statutes.

Chapter 4

MINNESOTA OFFENSE INFORMATION

4.1 CRIME INDEX - SERIOUS (OR PART I) CRIMES

In previous years ten major criminal offenses were referred to as the *crime index* and they were used to evaluate the changes and trends in amounts of crime over designated periods of time. Following is a summary of the crime index for 2017 utilizing the same ten major criminal offenses in order to present a historical comparison from past years.

The **crime index** in Minnesota totaled:

- 136174 offenses during 2017, which was an increase of 4 percent from the 130941 offenses occurring in 2016.
- The crime rate¹ represented 2441.9 per 100,000 in population for 2017, while in 2016 the crime rate was registered at 2372.2 per 100,000 population, an increase of 2.9 percent.
- Of the total crime index offenses reported in 2017, 28 percent were cleared by arrest or exceptionally cleared. In 2016, 29 percent of the total offenses were cleared by arrest or exceptionally cleared.
- Larceny was the largest category of serious crime reported for Minnesota in 2017 with a total of 93455 offenses reported. Larceny was the largest category of serious crime reported for the state in 2016 with 89924 total offenses reported.

Human Trafficking – Commercial Sex Acts and Human Trafficking – Involuntary Servitude were added to UCR crime reporting as a Part I violent crimes by the FBI in 2008. Minnesota began collecting and reporting the two additional Part I offenses in 2014.

4.1.1 Violent Crimes

Violent crime in Minnesota accounted for 9.9 percent of all offenses reported in 2017. There were 13476 total violent crimes (murders, rapes, robberies, aggravated assaults and human trafficking offenses) for the year. Compared with the 13407 total violent crimes reported for 2016, the 2017 figure represents an increase of 0.5 percent in violent crime for the state. The number of violent crimes for the state per 100,000 population for 2017 was 241.7, while in 2016 there were 242.9 per 100,000 population.

- **Murder** - Offenses involving murder totaled 119 in 2017 in Minnesota compared to 100 in 2016, an increase of 19 percent.
- **Rape** - There were 2429 rapes reported in 2017 and 2321 in 2016, an increase of 4.7 percent.

¹Minnesota crime rates per 100,000 are based on the 5576606 state population estimate from the FBI for 2017.

- **Robbery** - There were 3645 robberies reported in 2017 and 3725 in 2016, a decrease of 2.1 percent.
- **Aggravated Assault** - Offenses involving aggravated assault totaled 7110 in 2017 in Minnesota compared to 7026 in 2016, an increase of 1.2 percent.
- **Human Trafficking - Commercial Sex Acts** - There were 173 commercial sex acts reported in 2017 and 235 in 2016, a decrease of 26.4 percent.²
- **Human Trafficking - Involuntary Servitude** - There were 0 involuntary servitude incidents reported in 2017 and 0 in 2016, NA of NaN percent.

4.1.2 Property Crimes

Property crime in Minnesota in 2017 amounted to 90.1 percent of the crime index offenses for that year. There were a total of 122698 property crimes (burglaries, larcenies, motor vehicle thefts, and arsons) reported in 2017. Compared with the 117534 offenses reported in 2016, the 2017 figure represents an increase of 4.4 percent in property crime for the state. The number of property crimes for the state per 100,000 population for 2017 was 2200.2 and in 2016 it was 2129.3.

- **Burglary** - There were 18749 burglaries reported in 2017 and 18464 in 2016, an increase of 1.5 percent.
- **Theft - Larceny** - There were 93455 larcenies reported in 2017 and 89924 in 2016, an increase of 3.9 percent.
- **Motor Vehicle Theft** - There were 9960 motor vehicle thefts reported in 2017 and 8649 in 2016, an increase of 15.2 percent.
- **Arson** - There were 534 arsons reported in 2017 and 497 in 2016, an increase of 7.4 percent.

4.1.3 Total Arrests³

Law enforcement agencies within Minnesota's 5576606 reporting population area reported 150036 total arrests for UCR reported crime in 2017.

- **Adult Arrests** - There were 128172 arrests of adults in 2017 and 122972 in 2016.
- **Juvenile Arrests** - There were 21864 arrests of juveniles in 2017 and 21407 in 2016.

²Some cases classified as Human Trafficking-Commercial Sex Acts involve a law enforcement officer posing online as a prostitute under age 18. An offender agrees to a commercial sex act with a person they believe is underage and a meeting is set up. The offender arrives at the meeting place and is arrested. In this type of case, when there isn't a real victim, the FBI has determined that law enforcement must enter **Unknown** for the victim information.

³Total arrests represent all arrests for adults and juveniles in either a Part I (serious) or Part II (less serious) criminal offense.

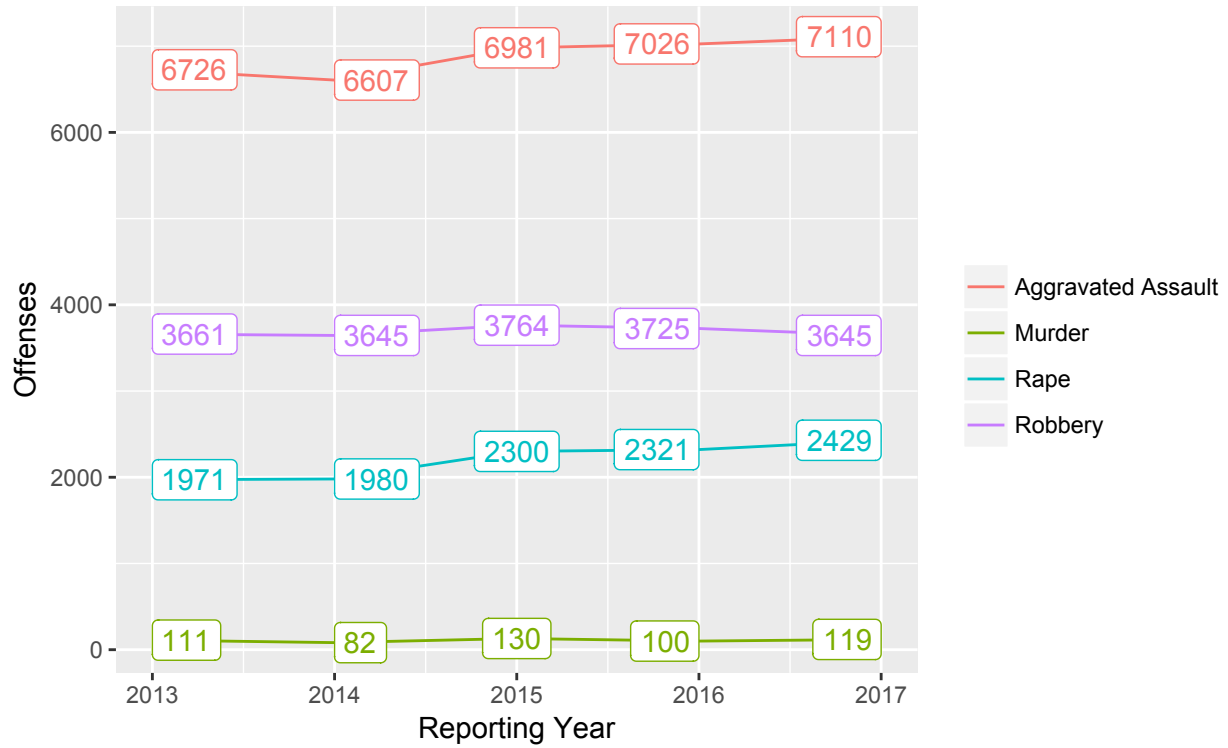


Figure 4.1: Violent Crimes Reported

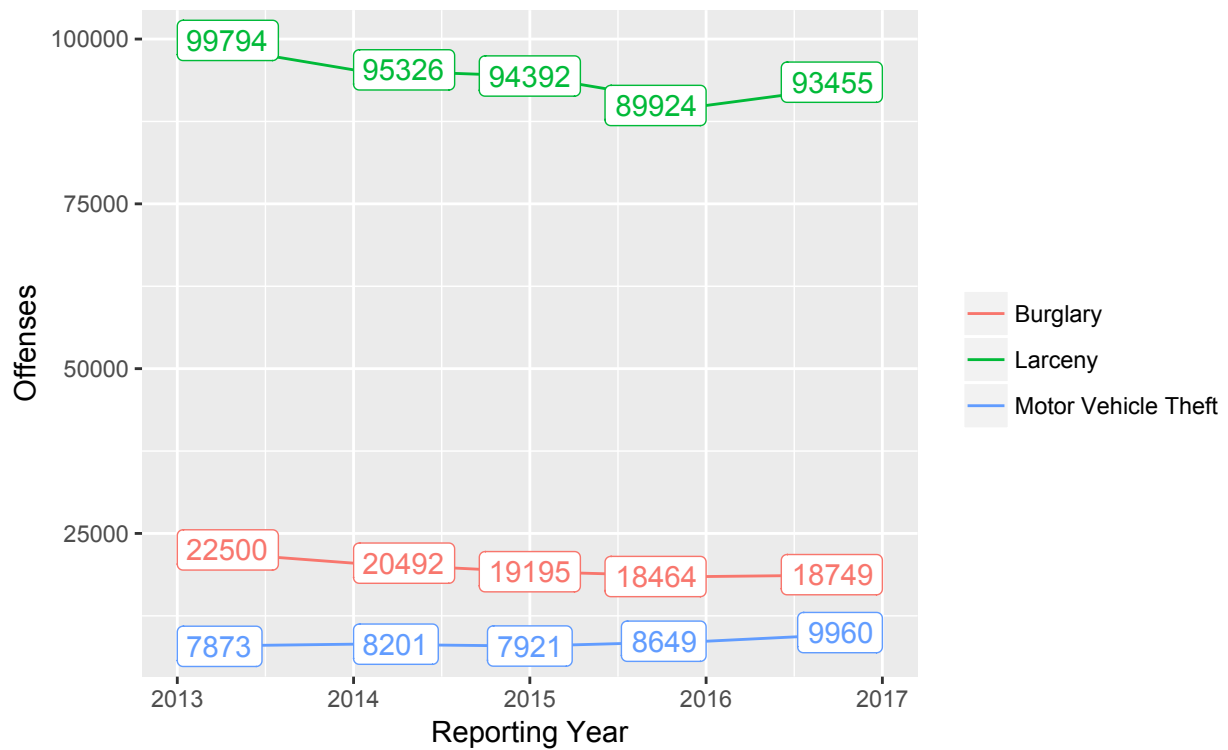


Figure 4.2: Property Crimes Reported

4.2 CRIMES OF VIOLENCE

4.2.1 Criminal Homicide - Murder

Criminal homicide involves those offenses of murder and non-negligent homicide that are classified as willful felonious deaths as distinguished from deaths caused by negligence. “Attempts to kill” are reported as aggravated assaults and not as murder. Justifiable or excusable homicides, suicides, accidental deaths, and deaths due to negligence are not tabulated in the state criminal homicide total.

4.2.1.1 Summary Homicide Information

- In 2017 there were 136 homicides reported for the state. Of that number, 11 offenses were ruled negligent and 6 were ruled unfounded or justifiable, yielding a total of 119 criminal homicide victims.
- 88 criminal homicides were cleared in 2017.
- The crime rate for criminal homicide in 2017 was 2.1 per 100,000 population.

Data on Homicide of an Unborn victim is collected to meet Minnesota reporting requirements. It does not meet the FBI’s Uniform Crime Reporting definition of Homicide. As a result, Homicide of an Unborn appears as a separate category in Minnesota Crime Book. There was 1 Homicide of an Unborn in 2017.

4.2.1.2 Supplementary Homicide Information

Supplementary Homicide Reports are submitted to the Bureau of Criminal Apprehension by law enforcement agencies reporting homicides during the year. These reports provided additional information about the homicide offenses. The following information was compiled from reports on 111 criminal homicide incidents with 119 victims during 2017.

- 85 of the weapons used in criminal homicides were some type of firearm (65 percent).
- Of the victims killed in criminal homicides involving firearms:
 - 10 were killed by a family member
 - 27 were killed by a friend or acquaintance
 - 6 were killed by a stranger
 - 34 were killed by an offender with an unknown relationship to the victim.



Figure 4.3: Criminal Homicides by Relationship to Offender

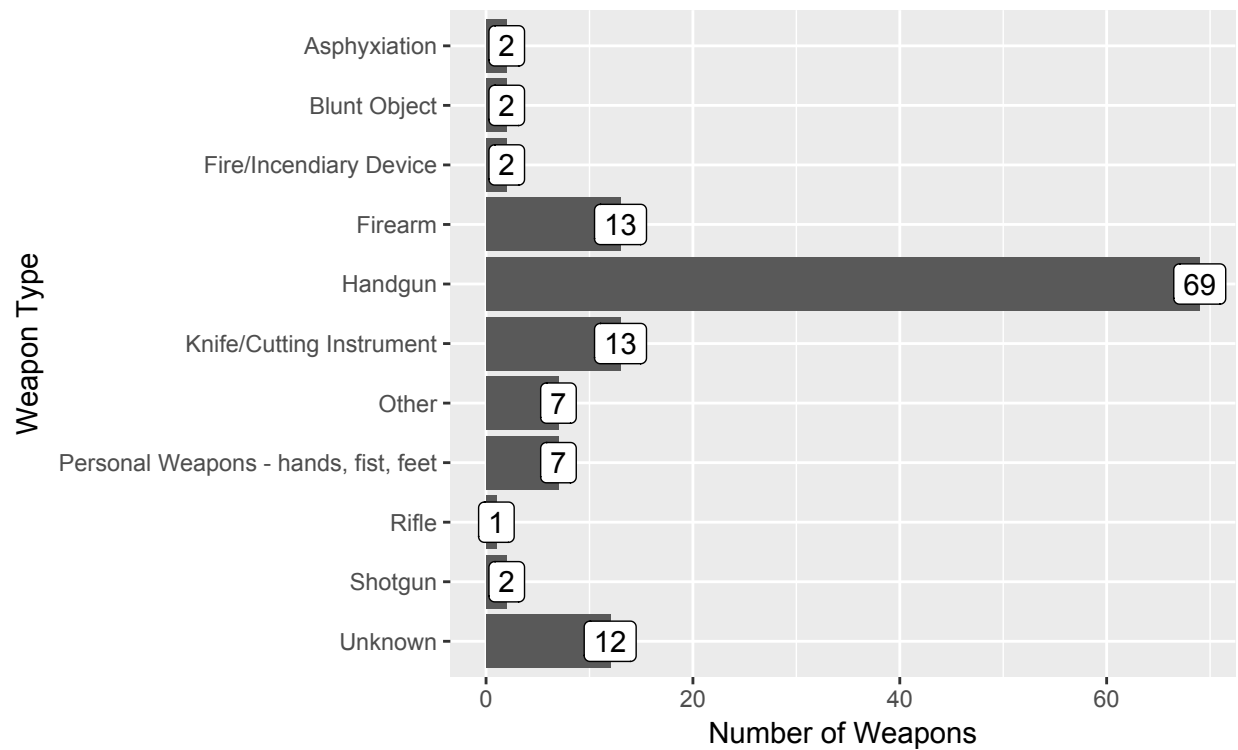


Figure 4.4: Weapons Used in Committing Criminal Homicides

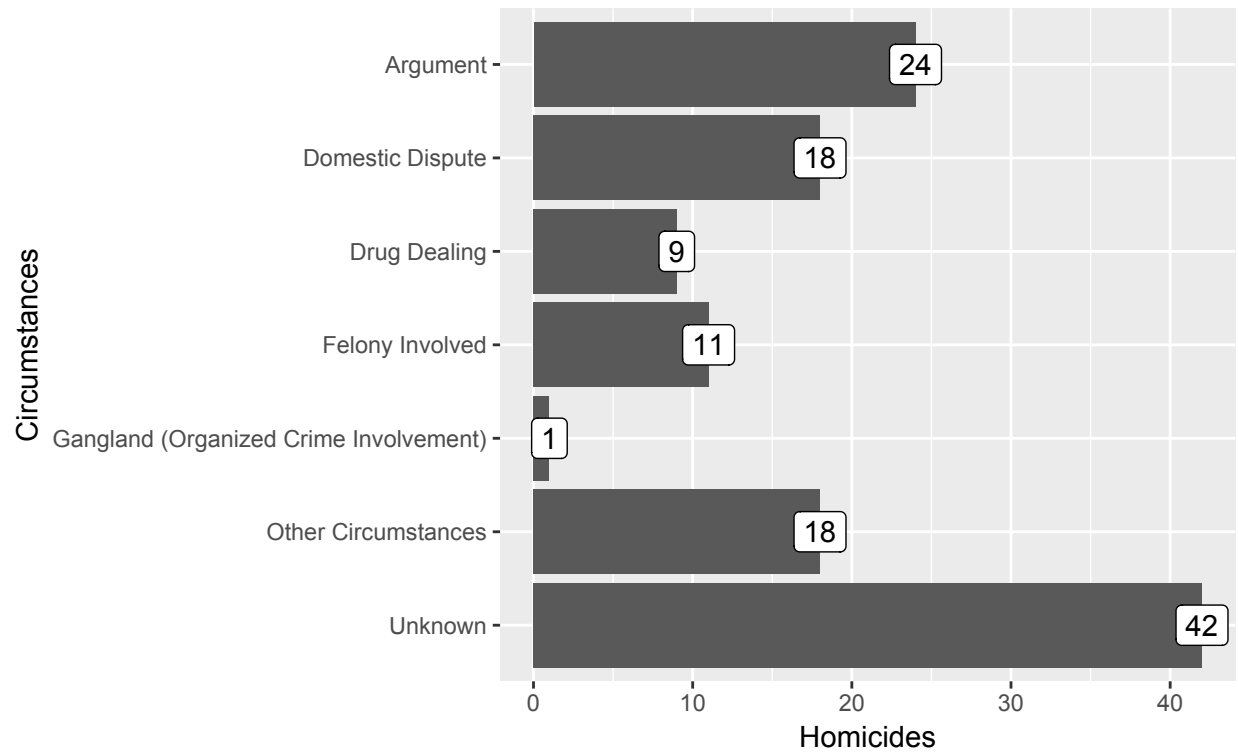


Figure 4.5: Circumstances Indicated for Criminal Homicide Incidents

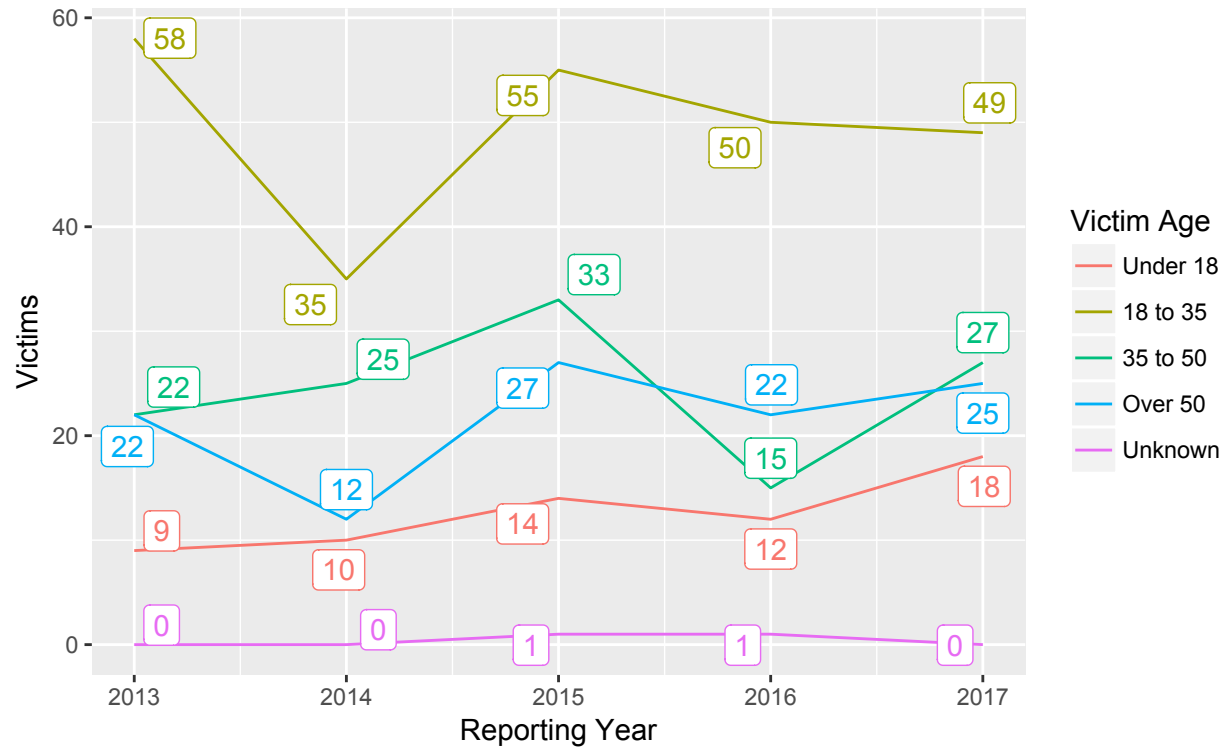


Figure 4.6: Homicide Victims by Age

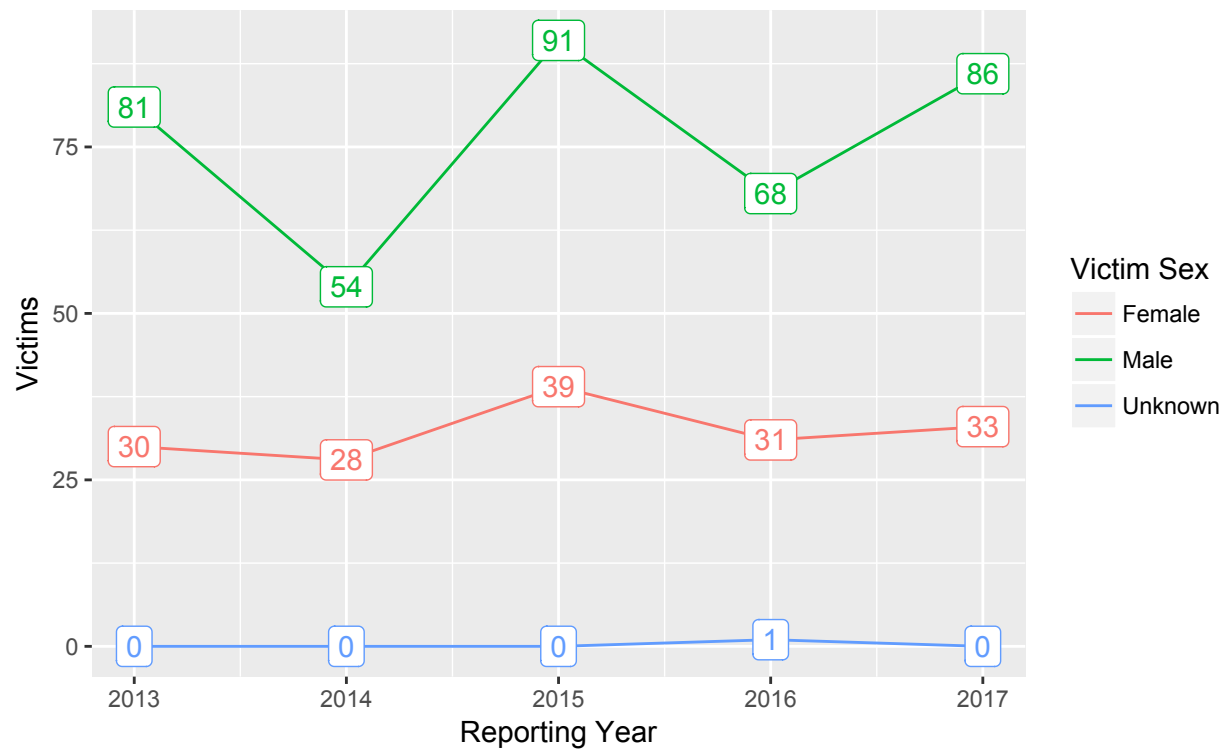


Figure 4.7: Homicide Victims by Sex

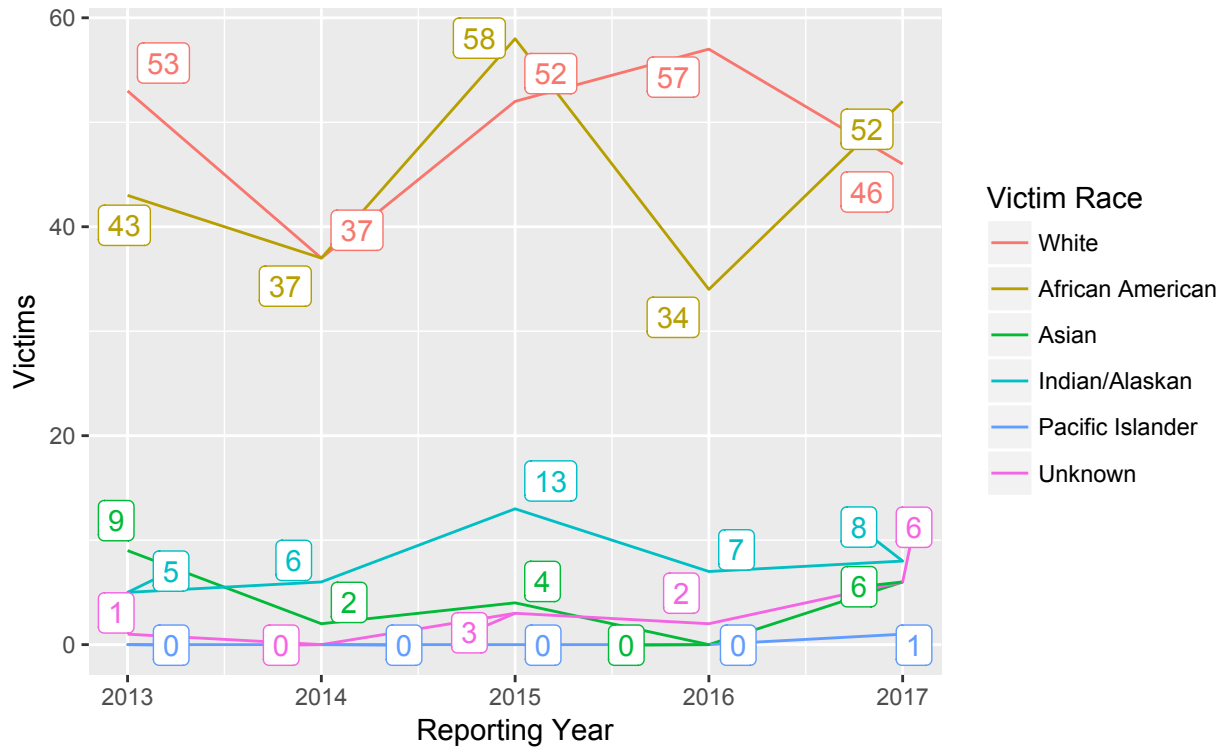


Figure 4.8: Homicide Victims by Race

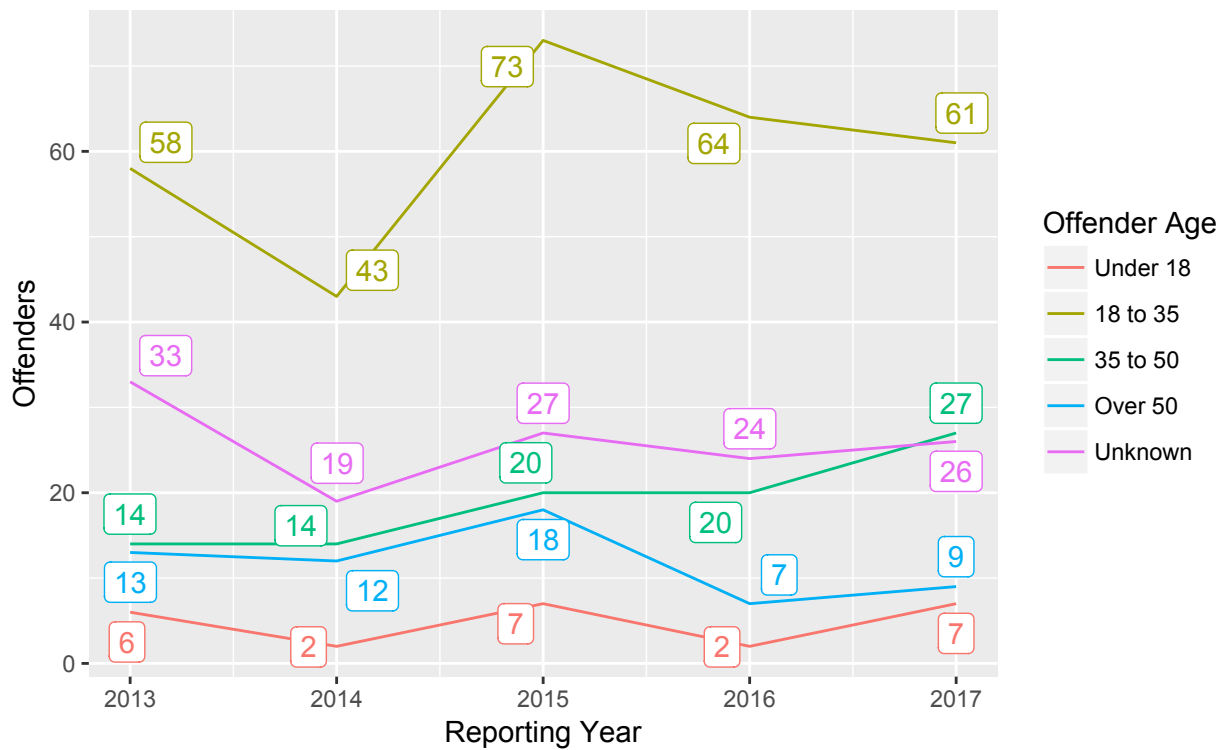


Figure 4.9: Homicide Offenders by Age

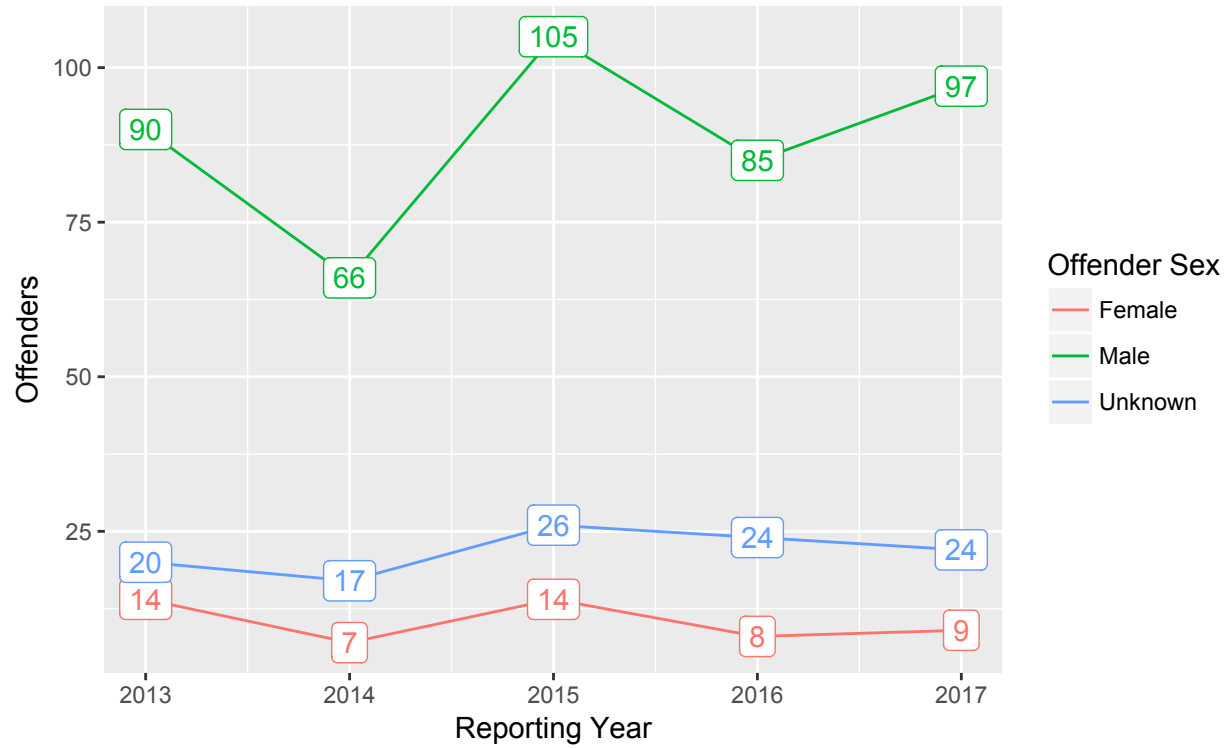


Figure 4.10: Homicide Offenders by Sex

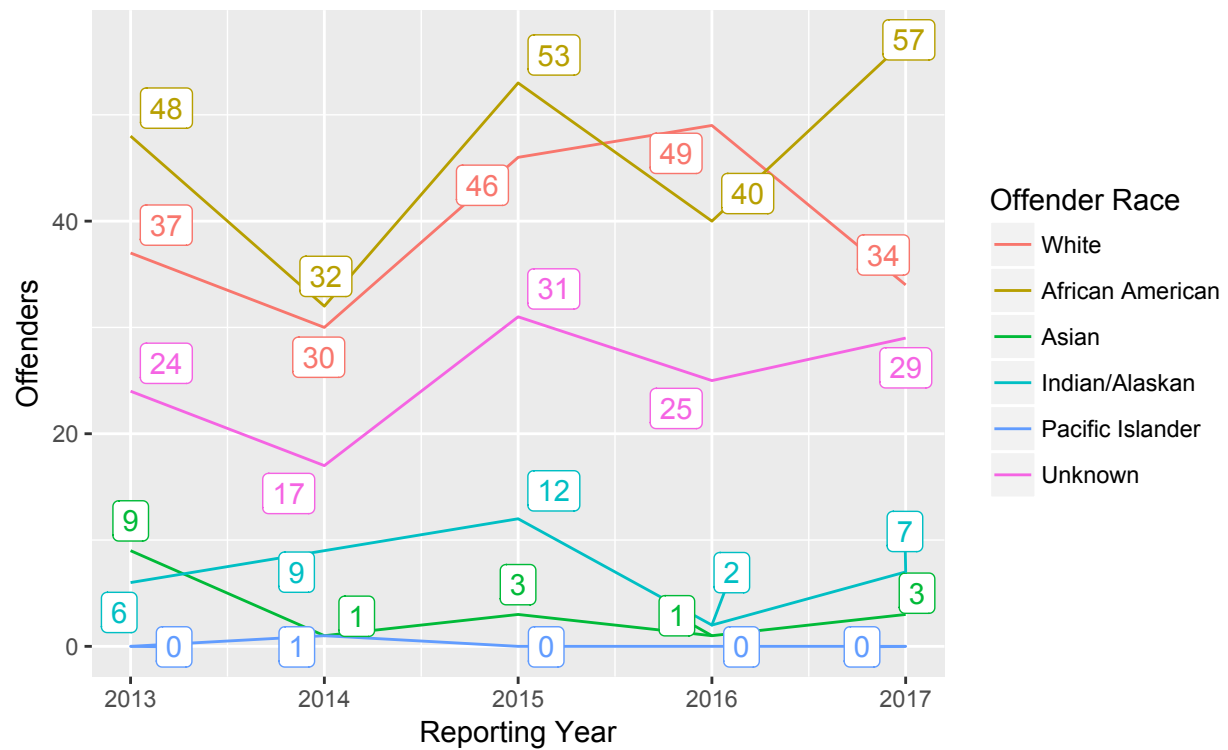


Figure 4.11: Homicide Offenders by Race

Table 4.1: Criminal Homicide Victims by Age and Race

| Victim Age Group | White | African American | Asian | Indian/Alaskan | Pacific Islander | Unknown |
|------------------|-------|------------------|-------|----------------|------------------|---------|
| Under 10 | 4 | 4 | 0 | 1 | 0 | 1 |
| 15 to 18 | 3 | 3 | 1 | 1 | 0 | 0 |
| 18 to 20 | 5 | 3 | 0 | 0 | 0 | 0 |
| 20 to 25 | 3 | 5 | 0 | 2 | 0 | 2 |
| 25 to 30 | 4 | 9 | 2 | 1 | 0 | 0 |
| 30 to 35 | 4 | 8 | 1 | 0 | 0 | 0 |
| 35 to 40 | 1 | 9 | 0 | 0 | 0 | 2 |
| 40 to 45 | 2 | 2 | 0 | 0 | 0 | 0 |
| 45 to 50 | 4 | 4 | 1 | 2 | 0 | 0 |
| 50 to 55 | 3 | 2 | 0 | 0 | 0 | 0 |
| 55 to 60 | 7 | 2 | 0 | 0 | 1 | 0 |
| 60 to 65 | 3 | 0 | 0 | 1 | 0 | 1 |
| Over 65 | 3 | 1 | 1 | 0 | 0 | 0 |

Table 4.2: Criminal Homicide Victims by Age and Sex

| Victim Age Group | Female | Male |
|------------------|--------|------|
| Under 10 | 2 | 8 |
| 15 to 18 | 4 | 4 |
| 18 to 20 | 1 | 7 |
| 20 to 25 | 1 | 11 |
| 25 to 30 | 5 | 11 |
| 30 to 35 | 3 | 10 |
| 35 to 40 | 2 | 10 |
| 40 to 45 | 1 | 3 |
| 45 to 50 | 5 | 6 |
| 50 to 55 | 1 | 4 |
| 55 to 60 | 3 | 7 |
| 60 to 65 | 2 | 3 |
| Over 65 | 3 | 2 |

Table 4.3: Criminal Homicide Offenders by Age and Race

| Offender Age Group | White | African American | Asian | Indian/Alaskan | Unknown |
|--------------------|-------|------------------|-------|----------------|---------|
| 10 to 15 | 0 | 1 | 0 | 0 | 0 |
| 15 to 18 | 1 | 5 | 0 | 0 | 0 |
| 18 to 20 | 2 | 5 | 0 | 1 | 0 |
| 20 to 25 | 8 | 12 | 0 | 1 | 0 |
| 25 to 30 | 4 | 8 | 0 | 2 | 1 |
| 30 to 35 | 4 | 12 | 0 | 0 | 1 |
| 35 to 40 | 2 | 4 | 0 | 1 | 1 |
| 40 to 45 | 6 | 4 | 1 | 2 | 0 |
| 45 to 50 | 3 | 2 | 0 | 0 | 1 |
| 50 to 55 | 0 | 1 | 0 | 0 | 1 |
| 55 to 60 | 2 | 1 | 1 | 0 | 0 |
| 60 to 65 | 1 | 0 | 1 | 0 | 0 |
| Over 65 | 1 | 0 | 0 | 0 | 0 |
| Unknown | 0 | 2 | 0 | 0 | 24 |

Table 4.4: Criminal Homicide Offenders by Age and Sex

| Offender Age Group | Female | Male | Unknown |
|--------------------|--------|------|---------|
| 10 to 15 | 1 | 0 | 0 |
| 15 to 18 | 0 | 6 | 0 |
| 18 to 20 | 2 | 6 | 0 |
| 20 to 25 | 1 | 20 | 0 |
| 25 to 30 | 1 | 14 | 0 |
| 30 to 35 | 0 | 17 | 0 |
| 35 to 40 | 1 | 7 | 0 |
| 40 to 45 | 1 | 12 | 0 |
| 45 to 50 | 2 | 4 | 0 |
| 50 to 55 | 0 | 2 | 0 |
| 55 to 60 | 0 | 4 | 0 |
| 60 to 65 | 0 | 2 | 0 |
| Over 65 | 0 | 1 | 0 |
| Unknown | 0 | 2 | 24 |

Table 4.5: Homicides by Reporting Agency

| Agency | AgencyORI | Criminal Homicide Victims | Criminal Homicide Incidents |
|------------------------------------|-----------|---------------------------|-----------------------------|
| Anoka County Sheriff | MN0020000 | 3 | 2 |
| Columbia Heights Police Dept | MN0020400 | 1 | 1 |
| Fridley Police Dept | MN0020600 | 2 | 2 |
| Cass County Sheriff | MN0110000 | 1 | 1 |
| Montevideo Police Dept | MN0120200 | 1 | 1 |
| Chisago County Sheriff | MN0130000 | 1 | 1 |
| Moorhead Police Dept | MN0140400 | 1 | 1 |
| Mendota Heights Police Dept | MN0190400 | 1 | 1 |
| Rosemount Police Dept | MN0190500 | 1 | 1 |
| South St Paul Police Dept | MN0190600 | 1 | 1 |
| West St Paul Police Dept | MN0190700 | 1 | 1 |
| Eagan Police Dept | MN0190800 | 2 | 2 |
| Red Wing Police Dept | MN0250300 | 1 | 1 |
| Bloomington Police Dept | MN0270100 | 1 | 1 |
| Brooklyn Park Police Dept | MN0270300 | 1 | 1 |
| Crystal Police Dept | MN0270400 | 3 | 3 |
| Hopkins Police Dept | MN0270900 | 1 | 1 |
| Minneapolis Police Dept | MN0271100 | 42 | 41 |
| Minnetonka Police Dept | MN0271200 | 2 | 2 |
| Orono Police Dept | MN0271500 | 1 | 1 |
| Richfield Police Dept | MN0271800 | 1 | 1 |
| Robbinsdale Police Dept | MN0271900 | 1 | 1 |
| Eden Prairie Police Dept | MN0272600 | 2 | 1 |
| Mahnomen SO | MN0440000 | 2 | 2 |
| Rochester Police Dept | MN0550100 | 1 | 1 |
| Fergus Falls PD | MN0560100 | 1 | 1 |
| Pine County Sheriff | MN0580000 | 1 | 1 |
| Crookston Police Dept | MN0600100 | 1 | 1 |
| New Brighton Dept of Public Safety | MN0620600 | 1 | 1 |
| Roseville Police Dept | MN0620800 | 1 | 1 |
| St Paul Police Dept | MN0620900 | 22 | 20 |
| Duluth Police Dept | MN0690600 | 1 | 1 |
| Hibbing Police Dept | MN0691000 | 2 | 2 |
| Shakopee Police Dept | MN0700400 | 1 | 1 |
| St Cloud Police Dept | MN0730400 | 3 | 3 |
| Waite Park Police Dept | MN0730600 | 1 | 1 |
| Long Prairie Police Dept | MN0770100 | 1 | 1 |
| Washington County Sheriff | MN0820000 | 2 | 2 |
| Winona Police Dept | MN0850200 | 1 | 1 |
| White Earth Tribal PD | MNDI01900 | 5 | 2 |

4.2.2 Rape

On January 1, 2013, the FBI changed the Uniform Crime Reporting national definition of rape “the carnal knowledge of a female, forcibly and against her will” to “penetration, no matter how slight, of the vagina or anus with any body part or object, or oral penetration by a sex organ of another person, without the consent of a victim.” Statutory rape and other sex offenses are excluded from this category. Minnesota has always collected information on both male and female rape victims for state reporting. All figures presented will include both male and female victims.

4.2.2.1 Summary Analysis

- For the 2536 rapes reported in 2017, 107 were listed as unfounded.
- There were 2429 reported rapes that occurred in Minnesota in 2017; 2267 were reported as completed while 162 were reported as attempted rapes.
- 913 rapes were cleared by arrest in 2017, 102 of these by the arrest of a juvenile.
- The crime rate for rape in 2017 represented 43.6 per 100,000 population.

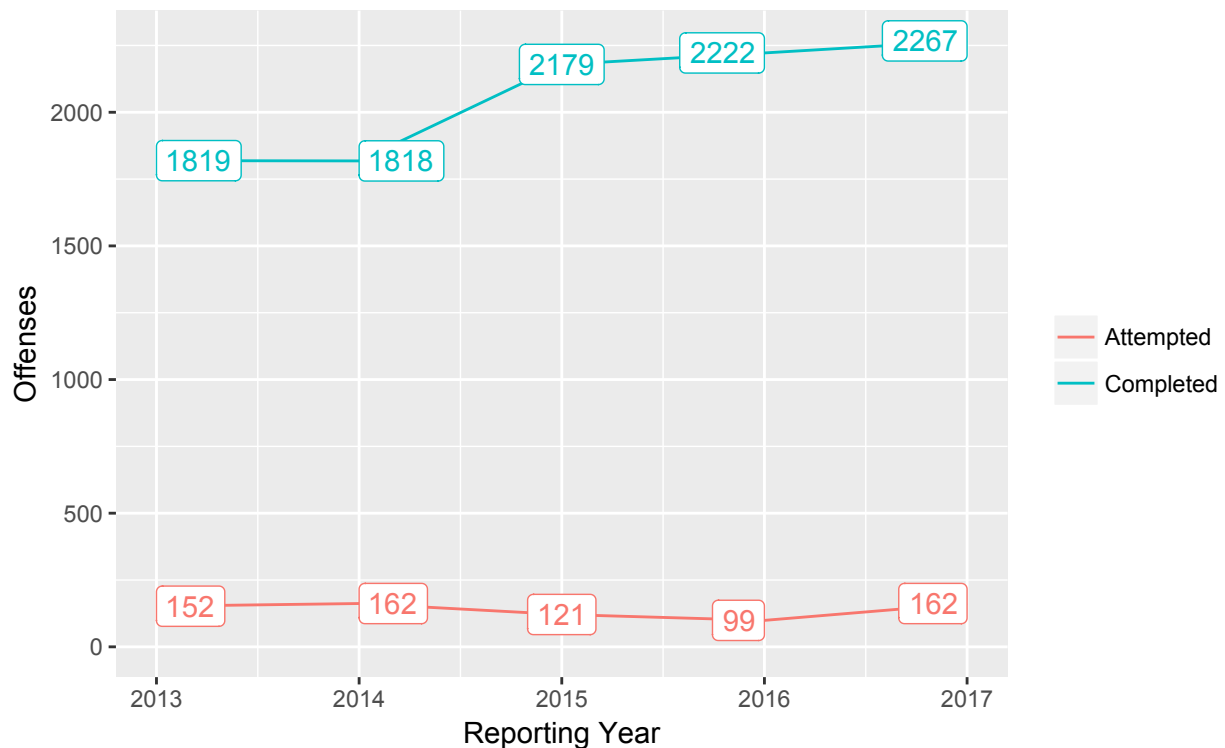


Figure 4.12: Rapes Completed and Attempted

4.2.3 Robbery

Robbery involves the felonious and forcible taking of the property of another against their will, by violence or by placing the person in state of fear. The crime of robbery necessitates that a victim be present. Robbery differs from larceny in that it is aggravated by the threat and element of force. An attempt to commit a robbery, either armed or strong-arm, is counted as if the actual offense did occur.

4.2.3.1 Summary Analysis

- For the 3679 robberies reported in 2017, 34 were listed as unfounded.
- 867 robberies were cleared by arrest in 2017, 157 of these by the arrest of a juvenile.
- The crime rate for robbery in 2017 represented 65.4 per 100,000 population.

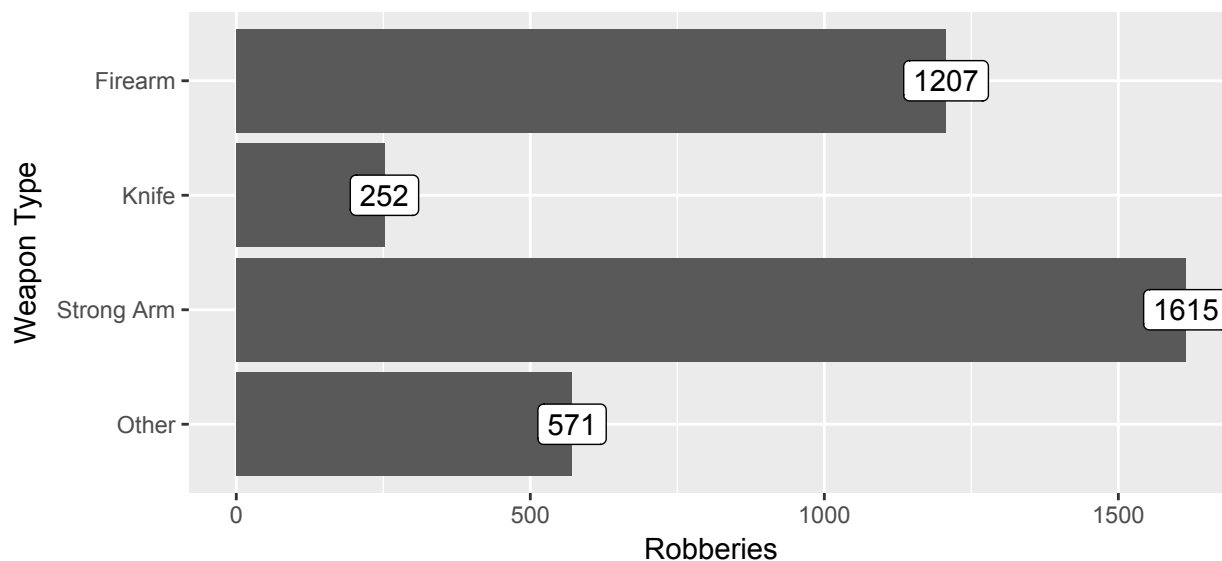


Figure 4.13: Types of Weapons Used for Robberies

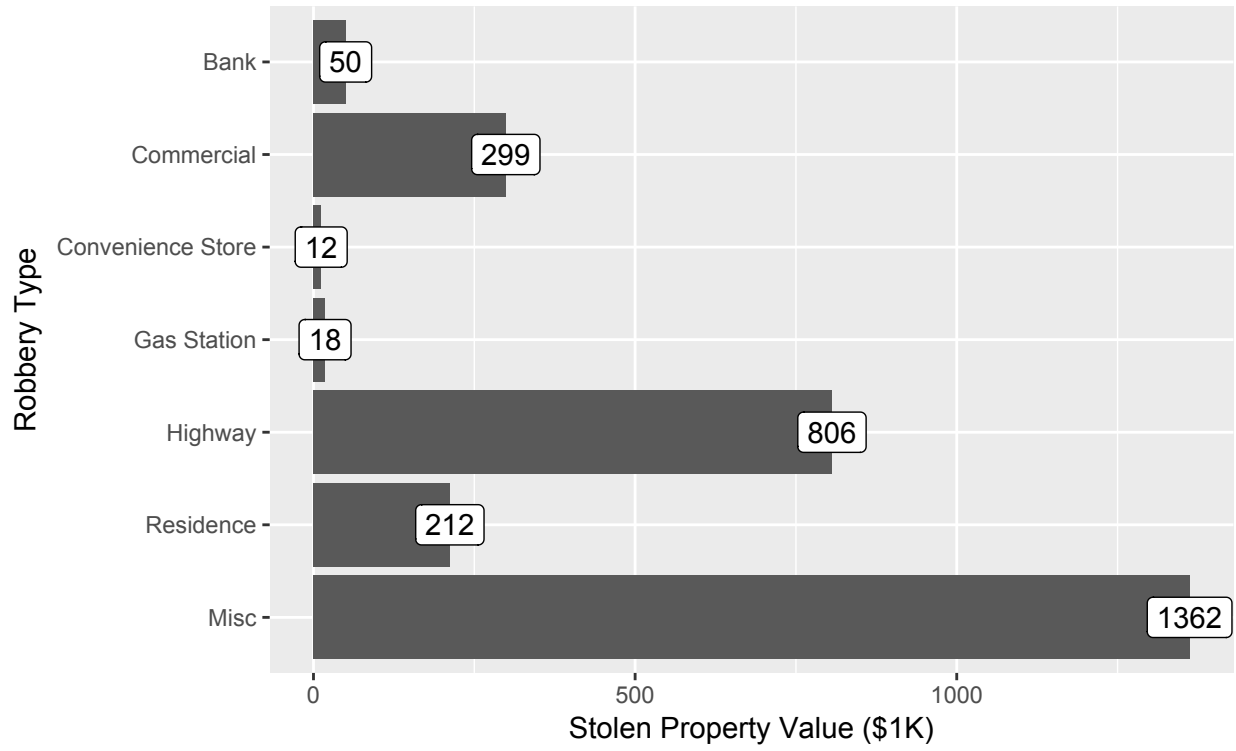


Figure 4.14: Total Stolen Property Value by Robbery Type

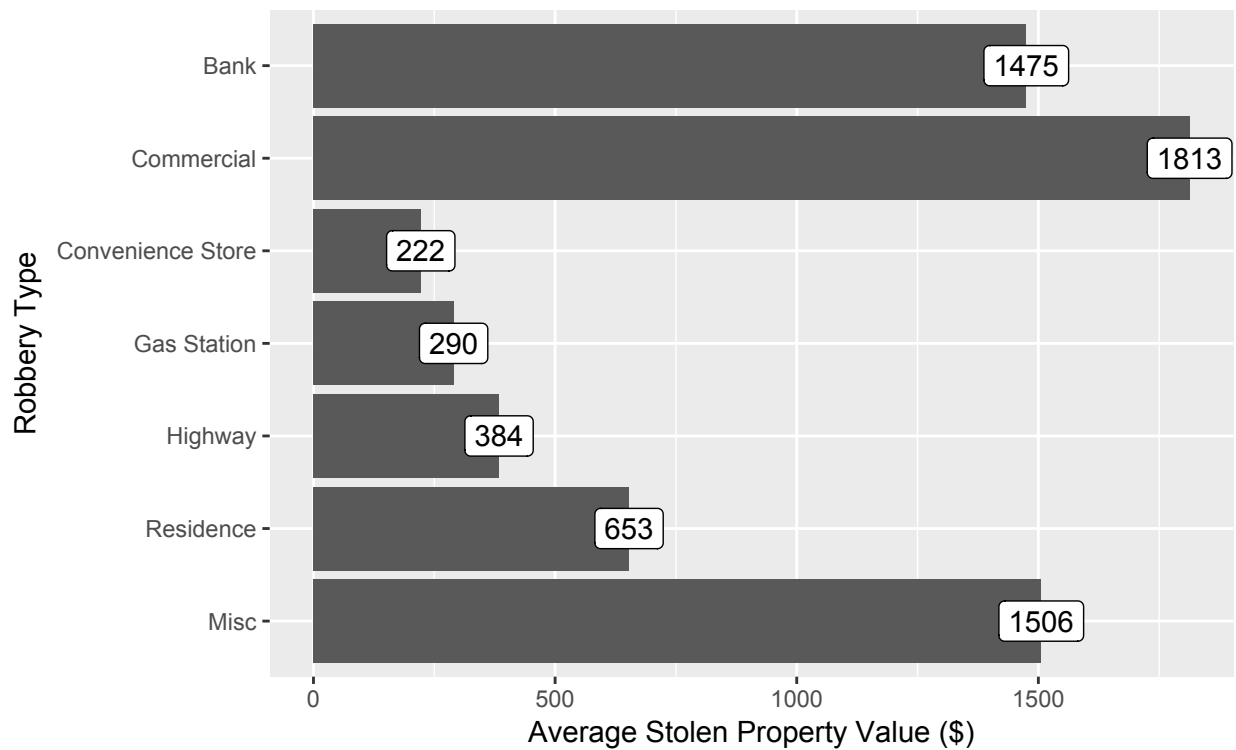


Figure 4.15: Average Stolen Property Value by Robbery Type

4.2.4 Aggravated Assault

Aggravated assault is an unlawful attack by one person upon another for the purpose of inflicting severe or aggravated bodily injury. This type of assault usually is accompanied by the use of a weapon or by means likely to produce death or great bodily harm. An aggravated assault may be committed with a gun, knife or cutting instrument, other dangerous weapons such as clubs, or through the use hands, fists or feet. Assault with intent to commit murder is also listed as aggravated assault.

All assaults where no weapon is used which result in minor injuries are classified as other assaults and are not counted in the Part I crime total.

4.2.4.1 Summary Analysis

- For the 7241 aggravated assaults reported in 2017, 131 were listed as unfounded.
- 4310 aggravated assaults were cleared by arrest in 2017, 379 of these by the arrest of a juvenile.
- The crime rate for aggravated assault in 2017 represented 127.5 per 100,000 population.

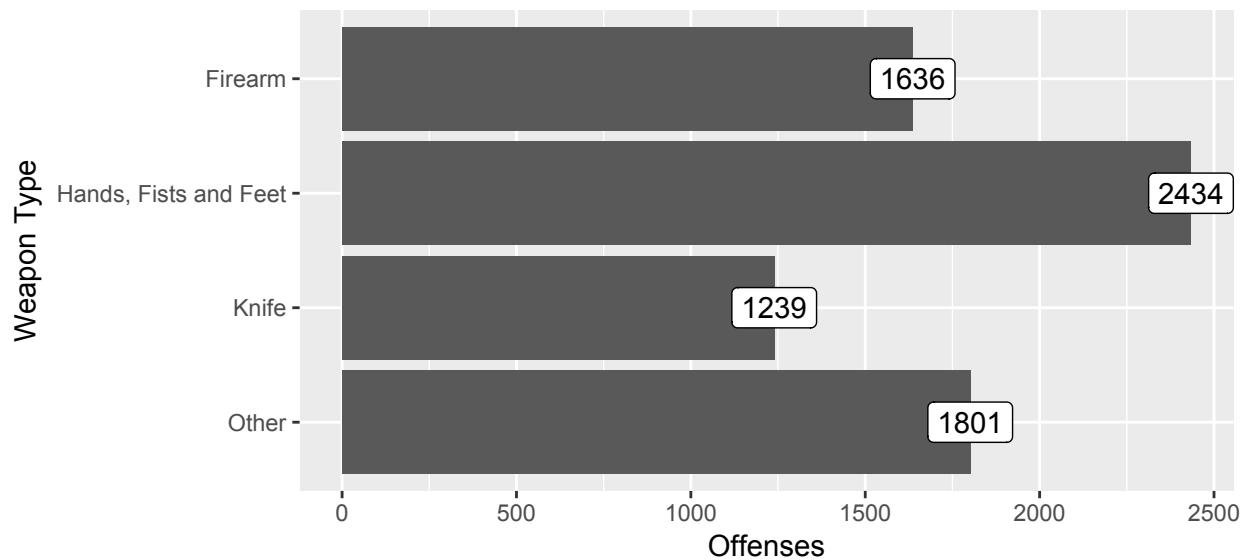


Figure 4.16: Types of Weapons Used for Aggravated Assaults

4.2.5 Human Trafficking

4.2.5.1 Background

The William Wilberforce Trafficking Victims Protection Reauthorization Act of 2008 requires the FBI to collect human trafficking offense data as Part I violent crimes. The act makes distinctions between assisting or promoting prostitution, purchasing prostitution, and prostitution. To comply with the Wilberforce Act, the FBI UCR Program added two Part I offenses, Human Trafficking – Commercial Sex Acts, and Human Trafficking – Involuntary Servitude. Minnesota human trafficking offense and arrest data for 2017 is included in this report.

2014 was the first full year this information was collected.

Some cases classified as Human Trafficking – Commercial Sex Acts involve a law enforcement officer posing online as a prostitute under age 18. An offender agrees to a commercial sex act with a person they believe is underage and a meeting is set up. The offender arrives at the meeting place and is arrested. In this type of case, when there isn't a real victim, the FBI has determined that law enforcement must report Unknown for the victim information.

4.2.5.2 Definitions

Human Trafficking – Commercial Sex Acts – Inducing a person by force, fraud, or coercion to participate in commercial sex acts, or in which the person induced to perform such act(s) has not attained 18 years of age.

Human Trafficking – Involuntary Servitude – The obtaining of a person(s) through recruitment, harboring, transportation, or provision, and subjecting such persons by force, fraud, or coercion into involuntary servitude, peonage, debt bondage, or slavery (not to include commercial sex acts).

4.2.5.3 Summary

- Agencies reported 173 incidents of Human Trafficking in 2017.
- Some agencies reported victim and offender data. Of the data reported, there were 165 Human Trafficking victims reported in 2017, of which 165 were reported under Commercial Sex Acts.
- The crime rate for human trafficking in 2017 was 3.1 per 100,000 population.

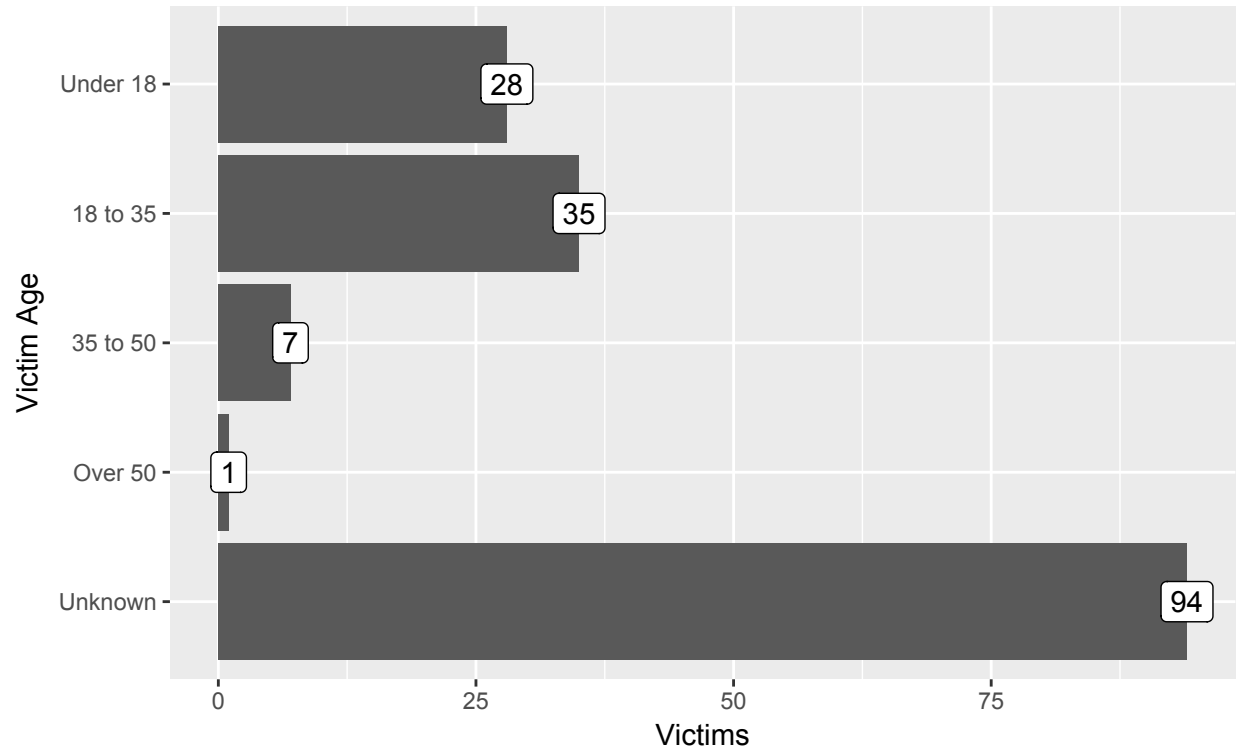


Figure 4.17: Human Trafficking Victims by Age

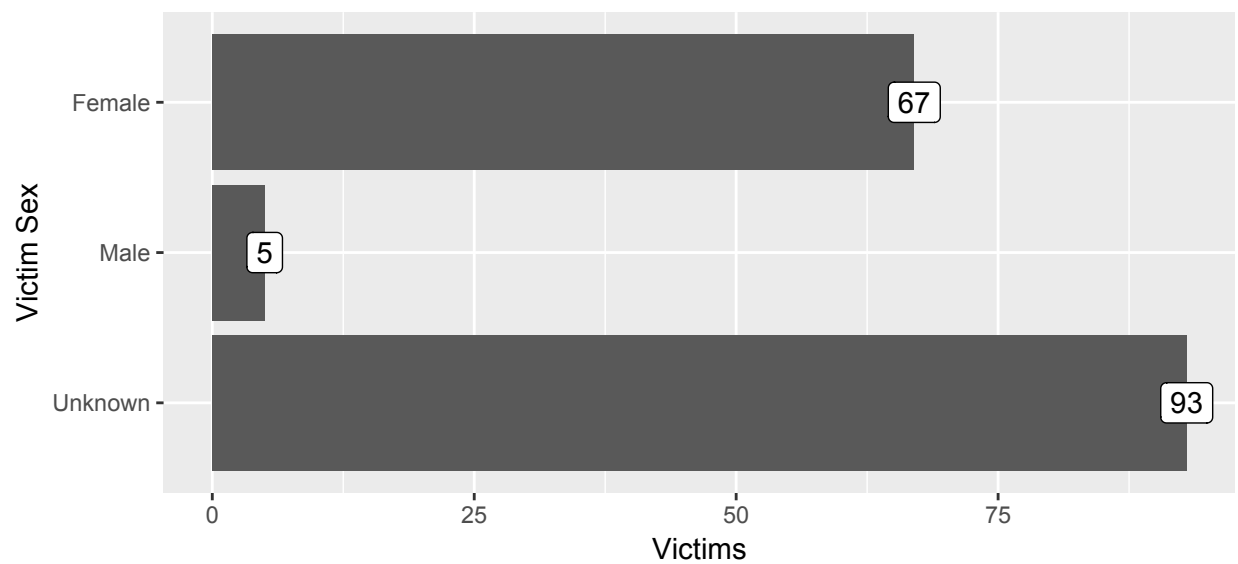


Figure 4.18: Human Trafficking Victims by Sex

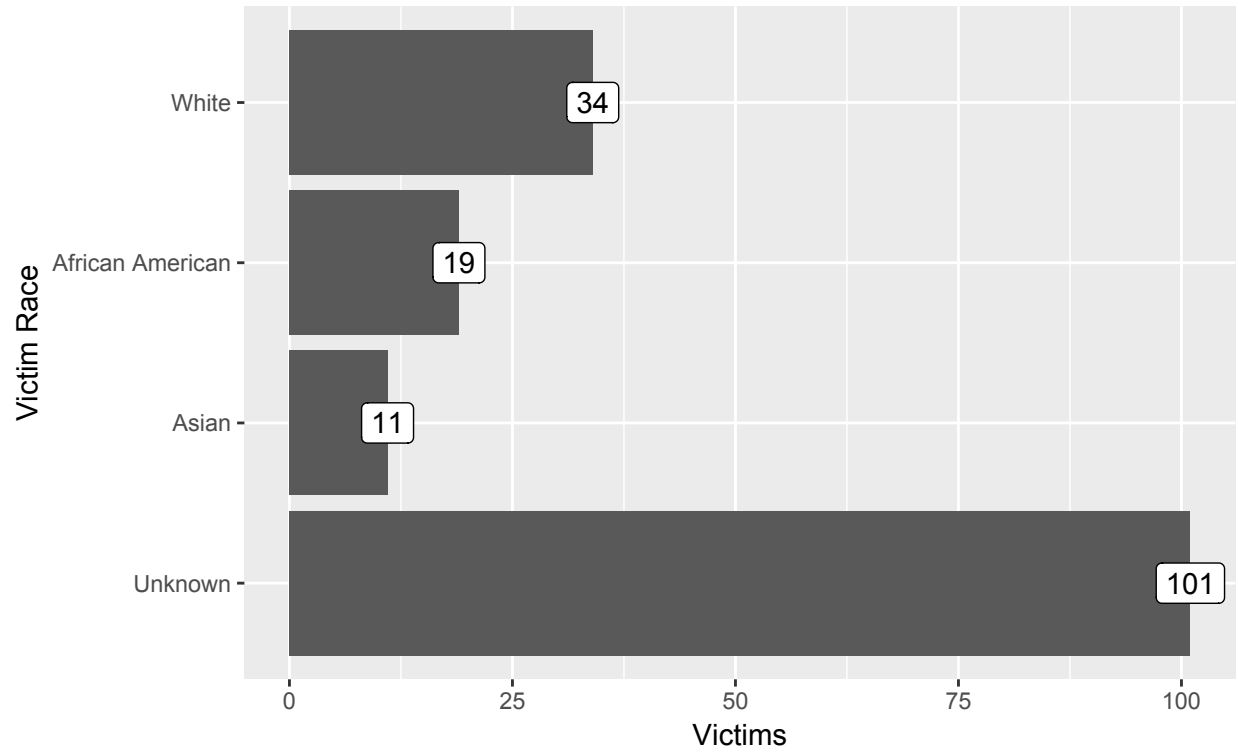


Figure 4.19: Human Trafficking Victims by Race

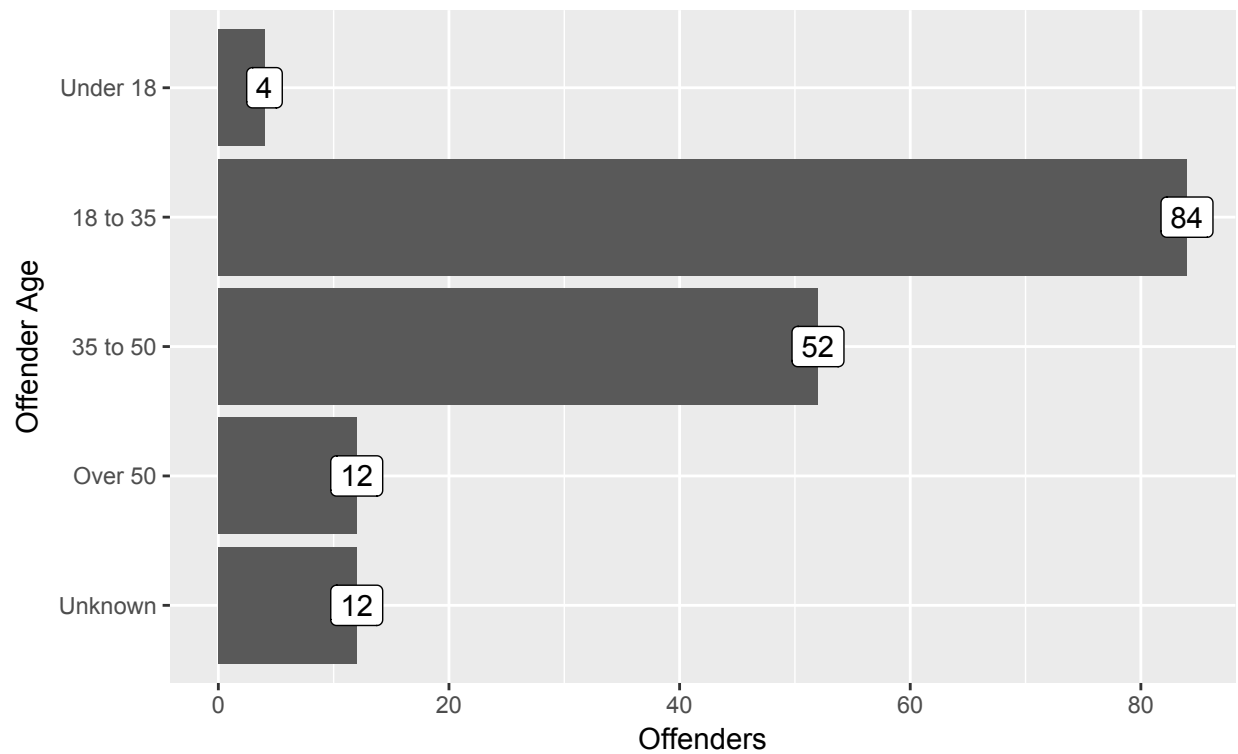


Figure 4.20: Human Trafficking Offenders by Age

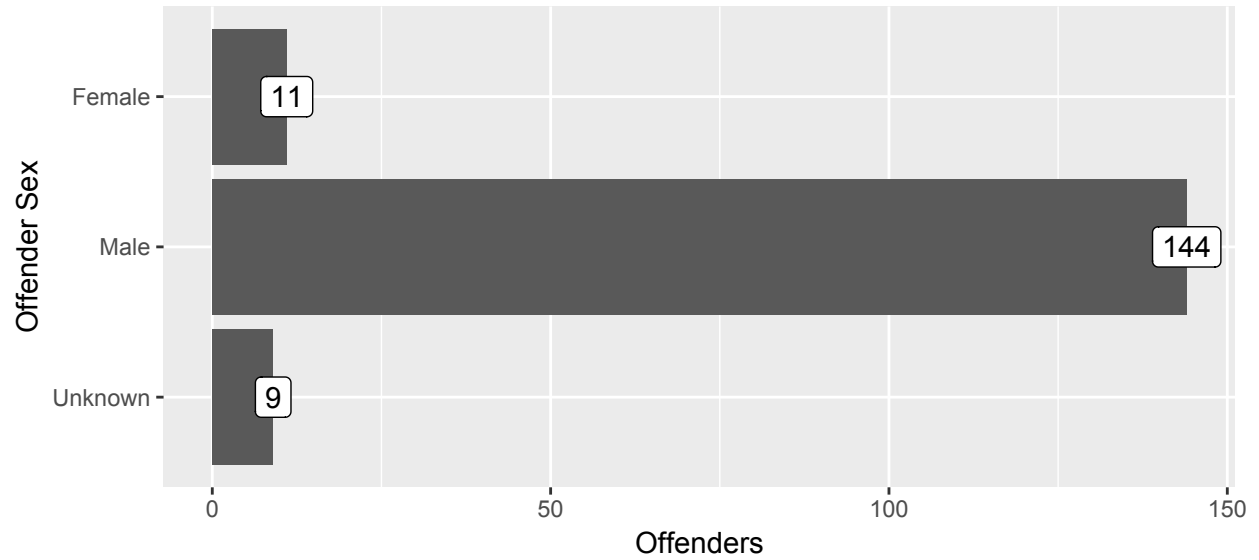


Figure 4.21: Human Trafficking Offenders by Sex

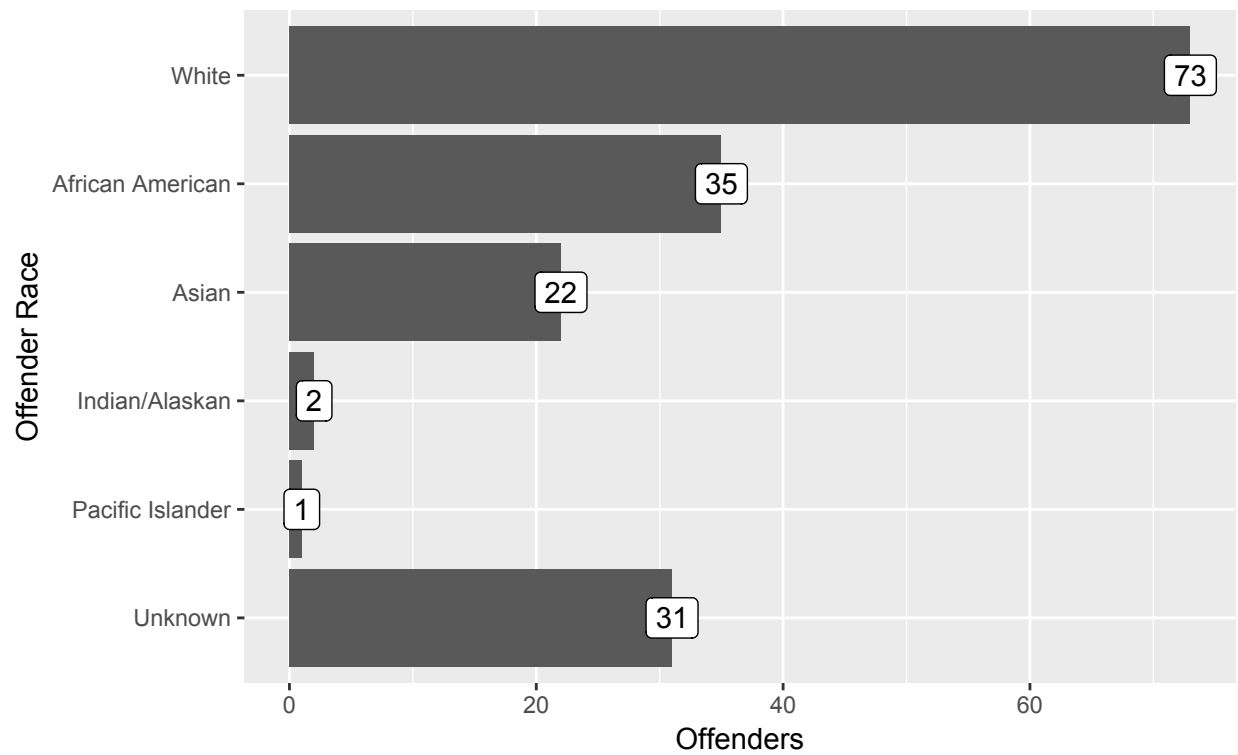


Figure 4.22: Human Trafficking Offenders by Race

4.3 CRIMES AGAINST PROPERTY

4.3.1 Burglary

Burglary is the unlawful entry or attempted forcible entry of a structure to commit a theft or felony, even though no force may have been used to gain entry. Burglary is divided into three separate classes:

- Forcible Entry
- Unlawful Entry - No Force
- Attempted Forcible Entry

Supplementary information is collected that denotes the time and place of occurrence.

4.3.1.1 Summary Analysis

- For the 19048 burglaries reported in 2017, 299 were listed as unfounded.
- 2868 burglaries were cleared by arrest in 2017, 213 of these by the arrest of a juvenile.
- The crime rate for burglary in 2017 represented 336.2 per 100,000 population.

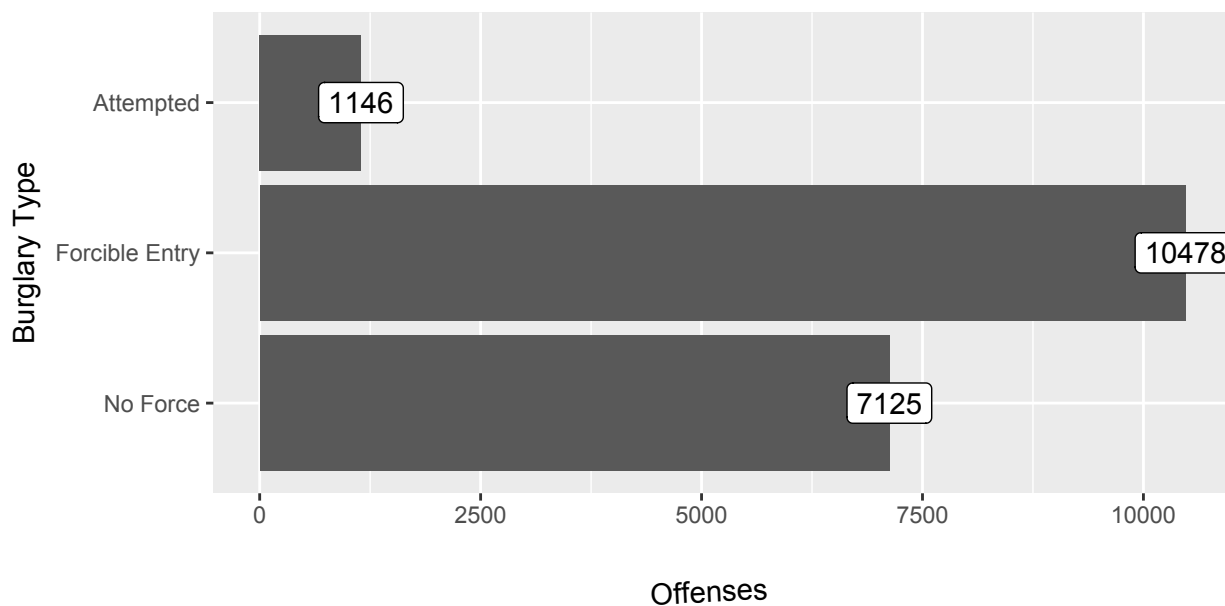


Figure 4.23: Types of Burglaries

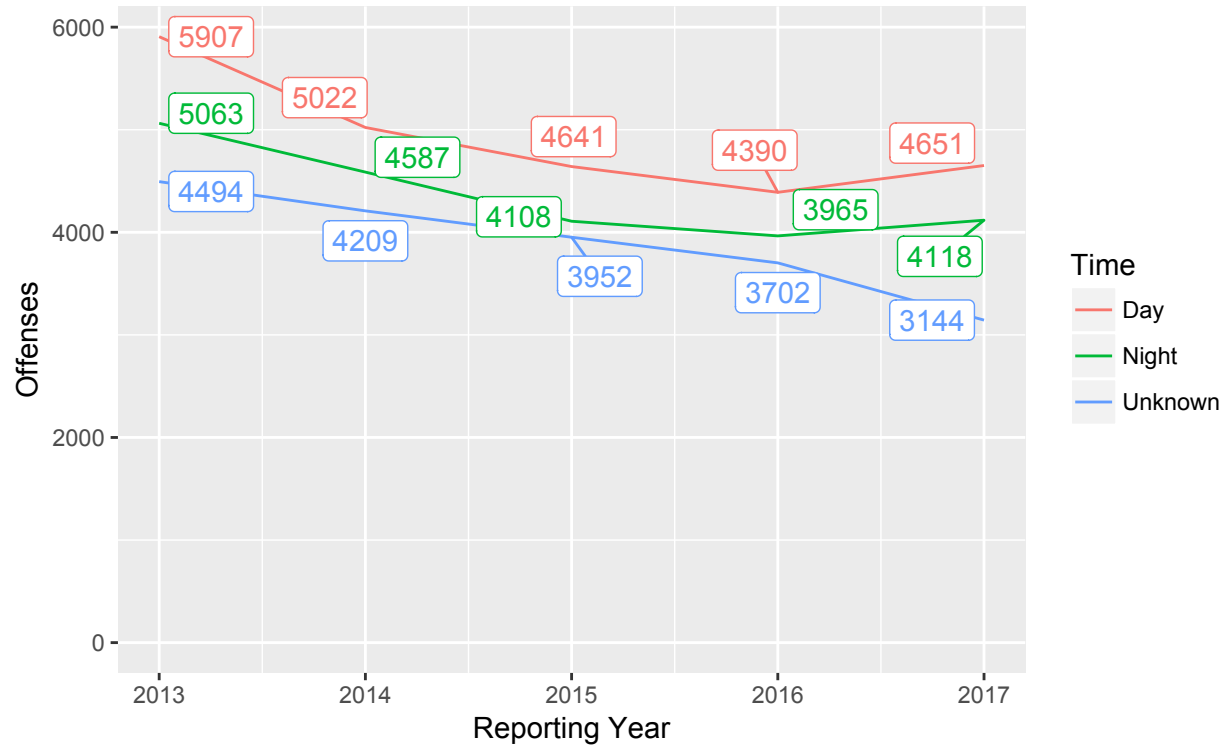


Figure 4.24: Residential Burglaries by Time of Day

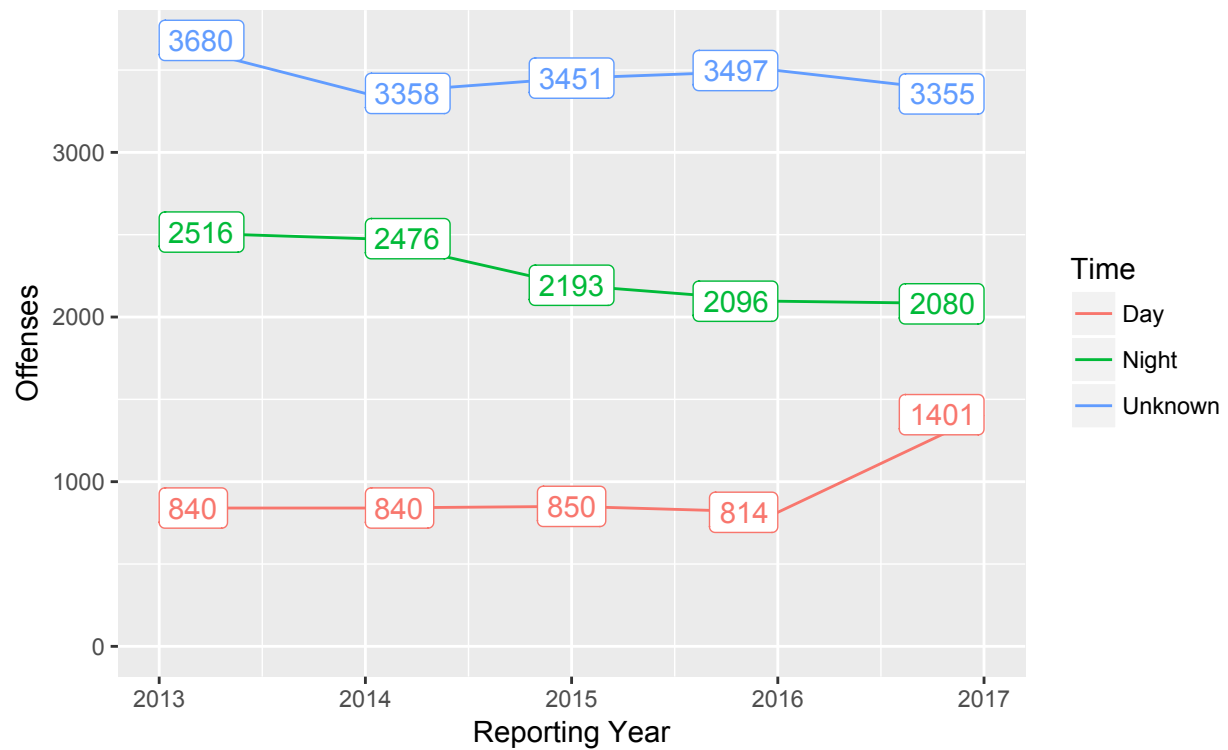


Figure 4.25: Non-Residential Burglaries by Time of Day

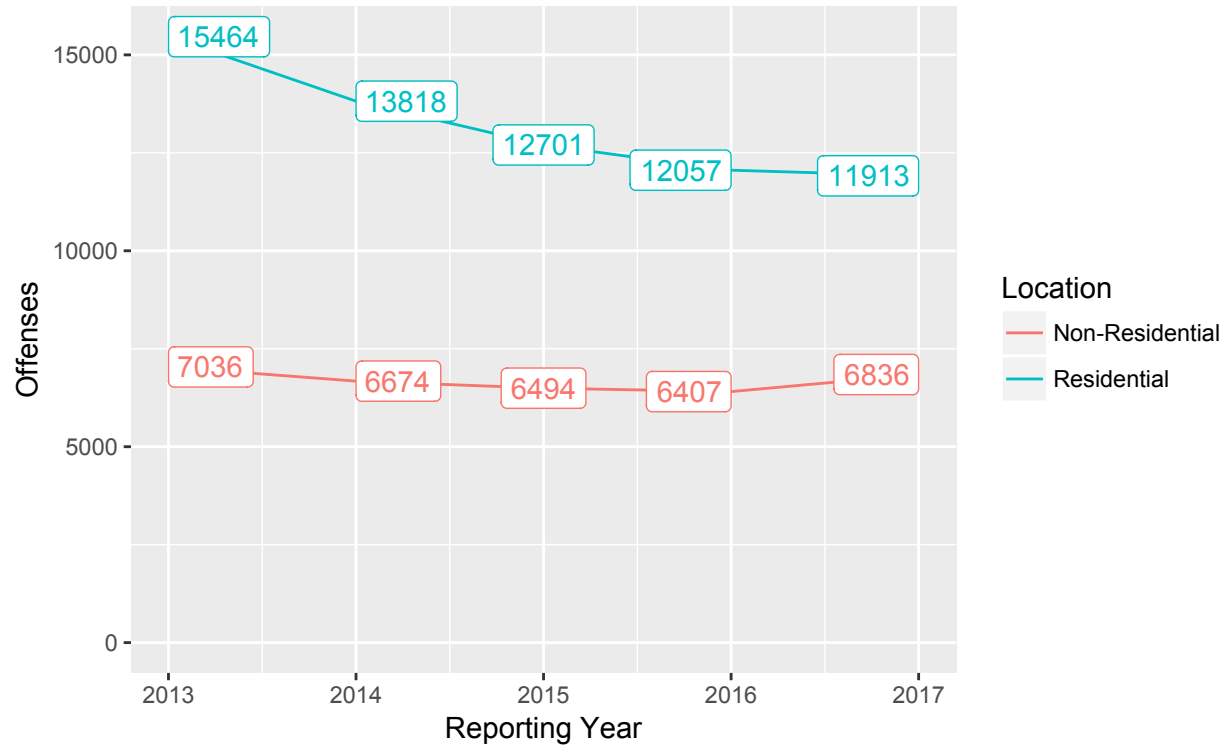


Figure 4.26: Burglaries by Location

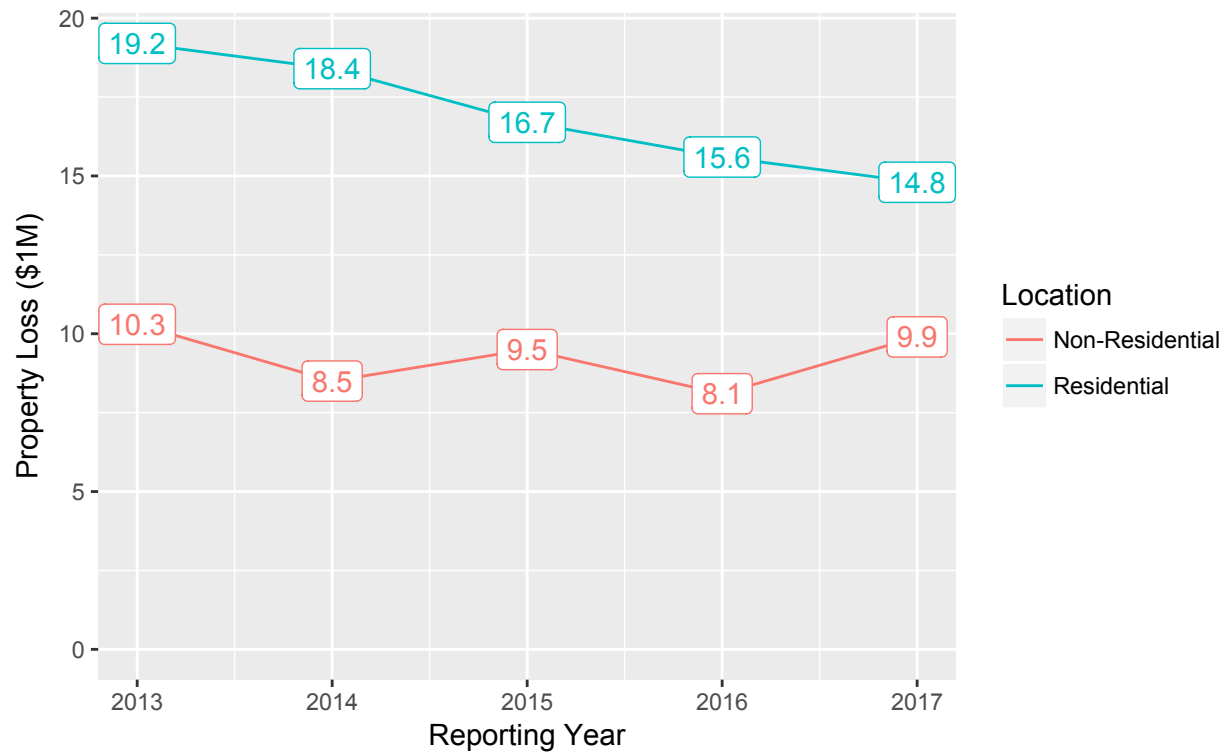


Figure 4.27: Burglary Losses by Location

4.3.2 Larceny - Theft

Larceny - theft is the taking of the personal property of another with intent to permanently deprive them of ownership. Larceny data includes all offenses in which a theft or attempted theft occurred regardless of monetary loss assigned to the stolen property.

4.3.2.1 Summary Analysis

- For the 94933 larcenies reported in 2017, 1478 were listed as unfounded.
- There were 93455 actual larcenies that occurred in Minnesota in 2017.
- 27022 larcenies were cleared by arrest in 2017, 2924 of these by the arrest of a juvenile.
- The crime rate for larceny in 2017 represented 1675.8 per 100,000 population.

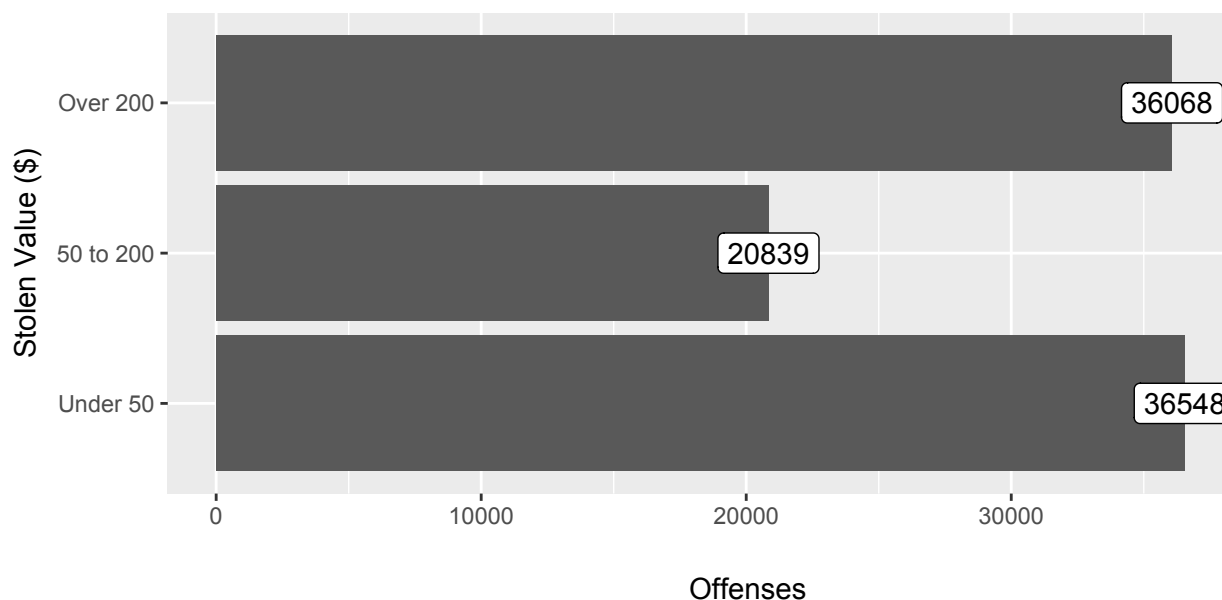


Figure 4.28: Larceny-Theft by Value

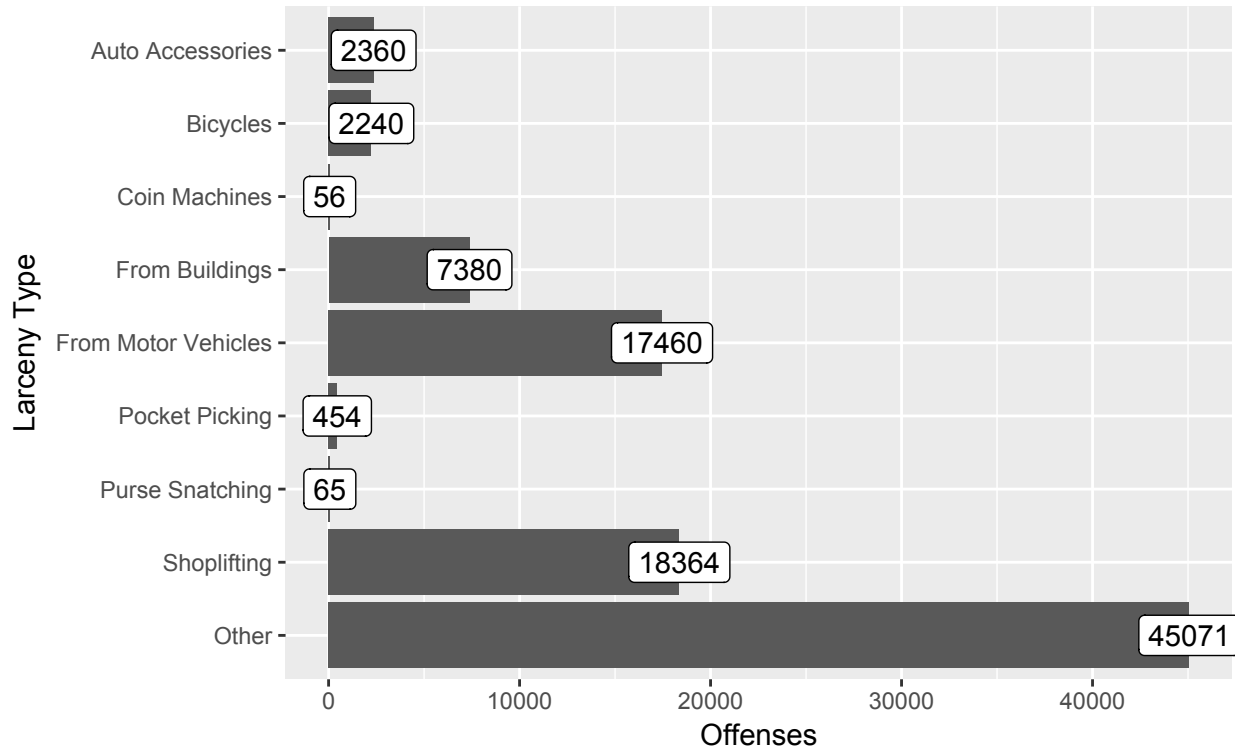


Figure 4.29: Larceny-Theft by Type

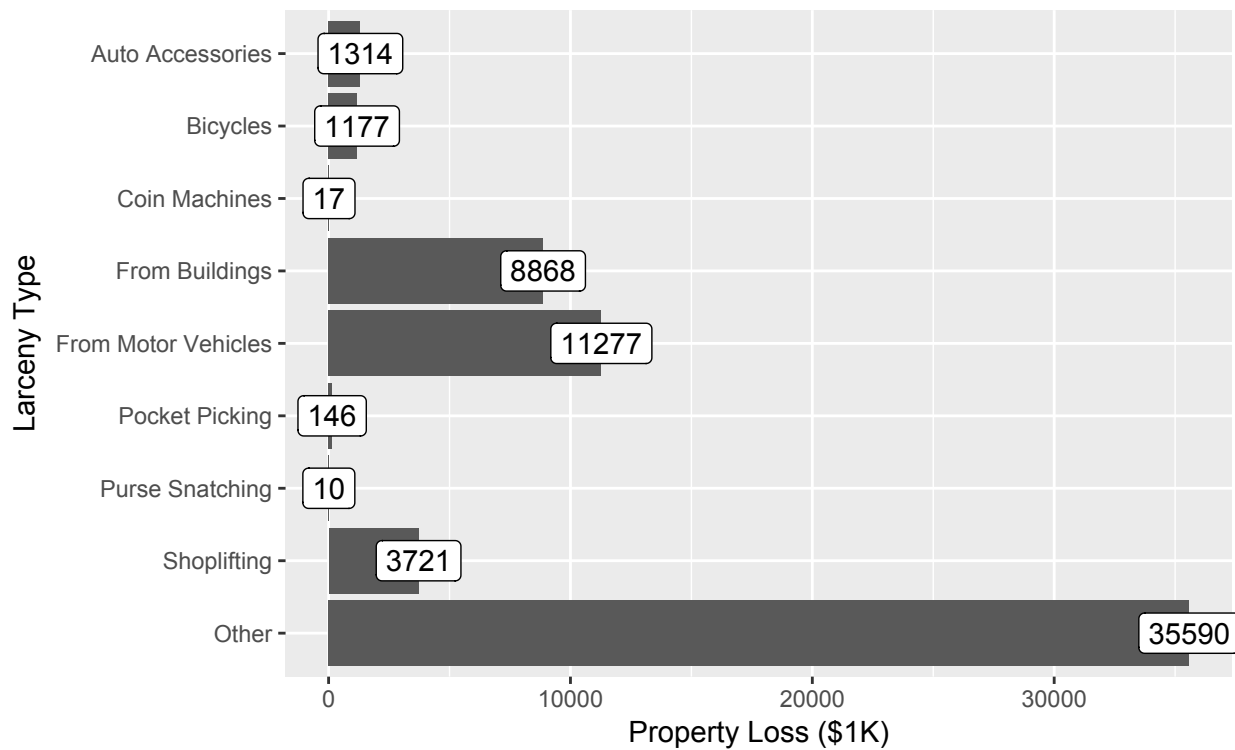


Figure 4.30: Total Larceny-Theft Property Loss by Type

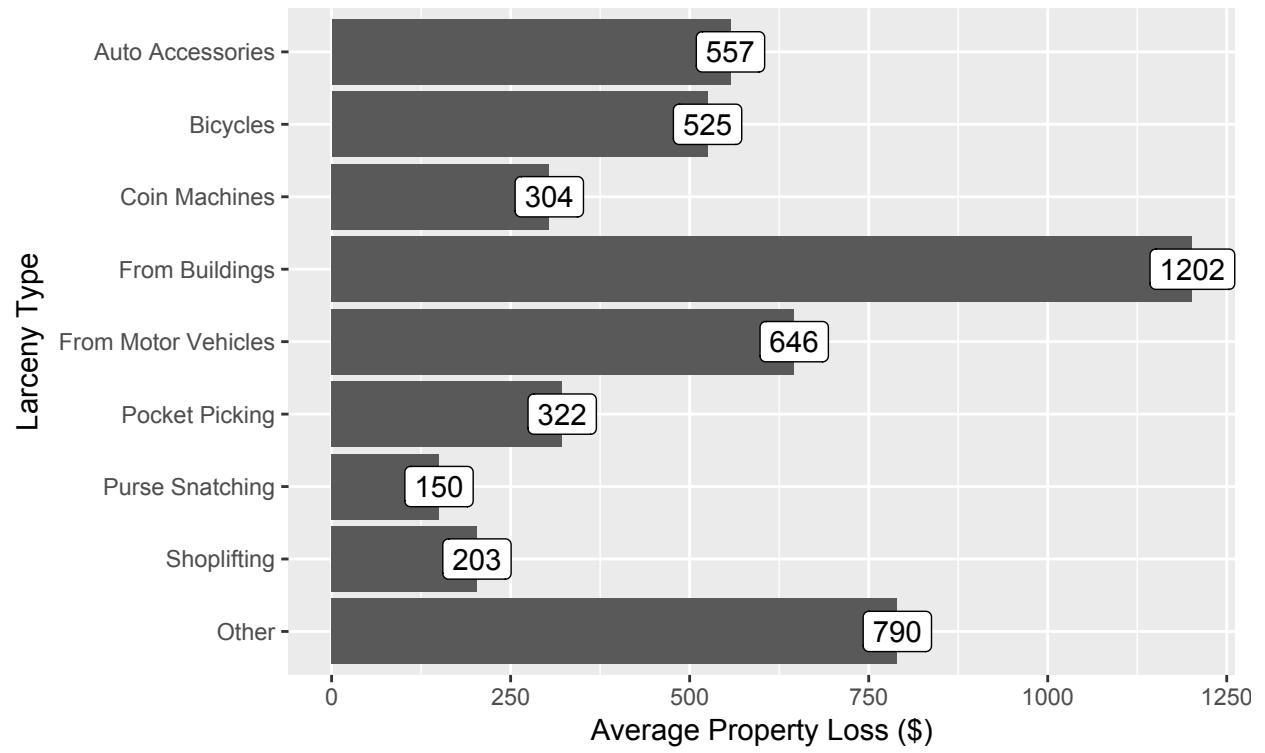


Figure 4.31: Average Larceny-Theft Property Loss by Type

4.3.3 Motor Vehicle Theft

Motor Vehicle Theft is the larceny or attempted larceny of a motor vehicle, including automobiles, trucks/buses, and other vehicles such as snowmobiles, motorcycles, etc. “Joyriding” thefts are included under this category.

4.3.3.1 Summary Analysis

- For the 10341 motor vehicle thefts reported in 2017, 381 were listed as unfounded.
- There were 9960 actual motor vehicle thefts that occurred in Minnesota in 2017.
- 1639 motor vehicle thefts were cleared by arrest in 2017, 182 of these by the arrest of a juvenile.
- The crime rate for motor vehicle theft in 2017 represented 178.6 per 100,000 population.

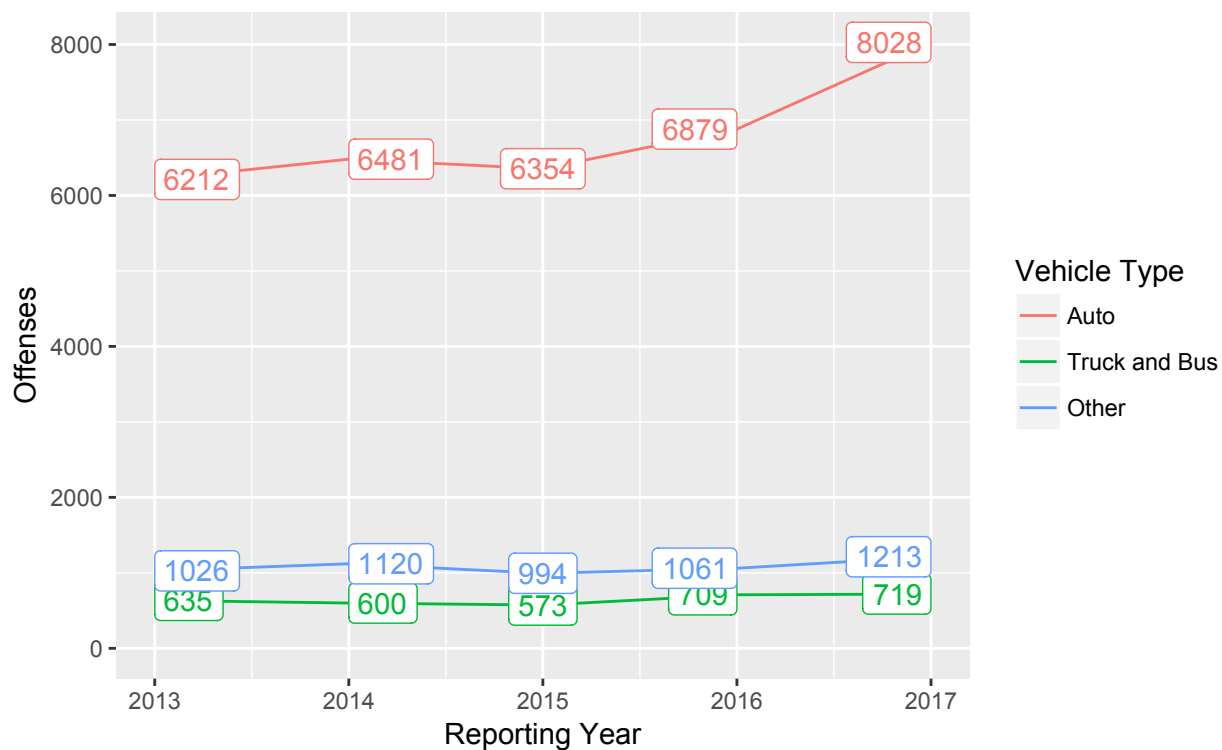


Figure 4.32: Stolen Vehicles by Type

4.3.4 Arson

Arson is any willful or malicious burning or attempt to burn, with or without intent to defraud, a dwelling, public building, motor vehicle or aircraft, personal property of another, etc. Fires of suspicious or unknown origins are excluded.

This crime category is distinctive from other offenses in that all crimes of arson are to be reported, even if they occur in conjunction with another crime.

4.3.4.1 Summary Analysis

- For the 538 arsons reported in 2017, 4 were listed as unfounded.
- There were 534 actual arsons that occurred in Minnesota in 2017.
- 97 arsons were cleared by arrest in 2017, 31 of these by the arrest of a juvenile.
- The crime rate for arson in 2017 represented 9.6 per 100,000 population.

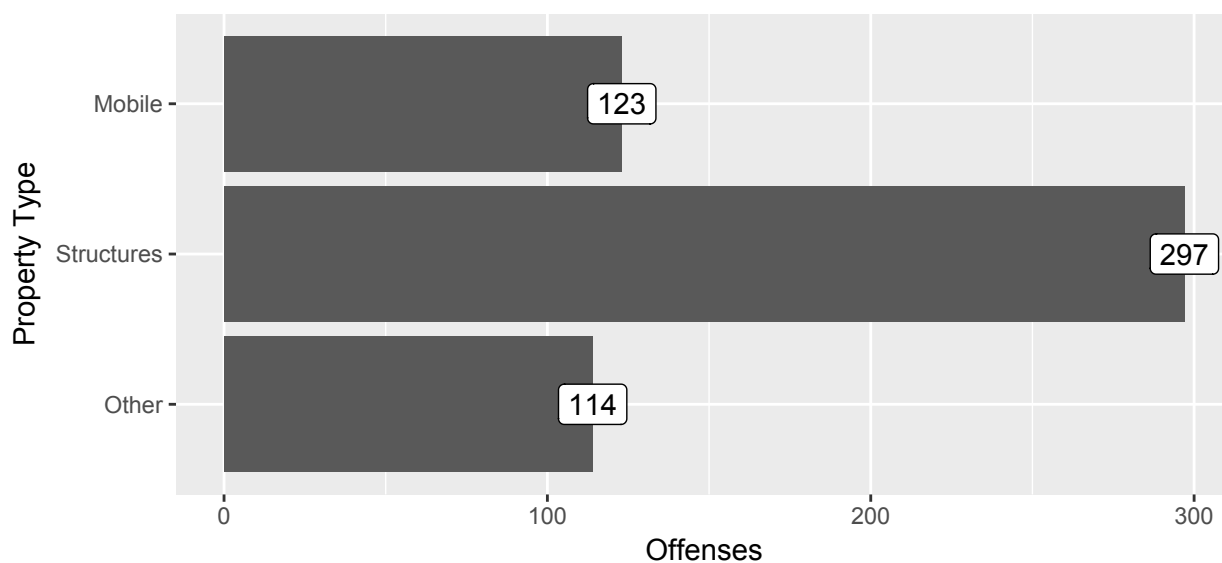


Figure 4.33: Arson by Property Type



Figure 4.34: Total Estimated Property Value in Arson by Property Type

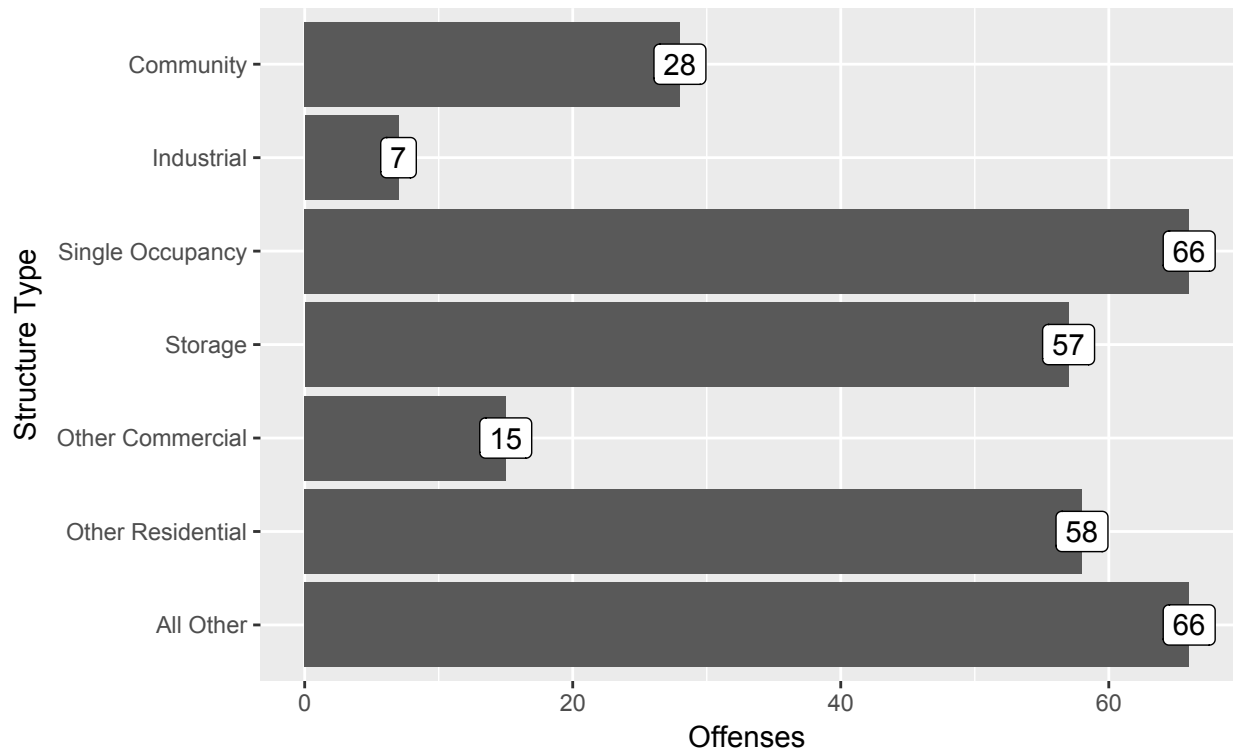


Figure 4.35: Arson by Structure Type

4.3.5 Property Crime Value Information

Information on property stolen and recovered in Minnesota for the offenses of criminal homicide, rape, robbery, burglary, larceny and motor vehicle theft is reflected in the following tables and figures.

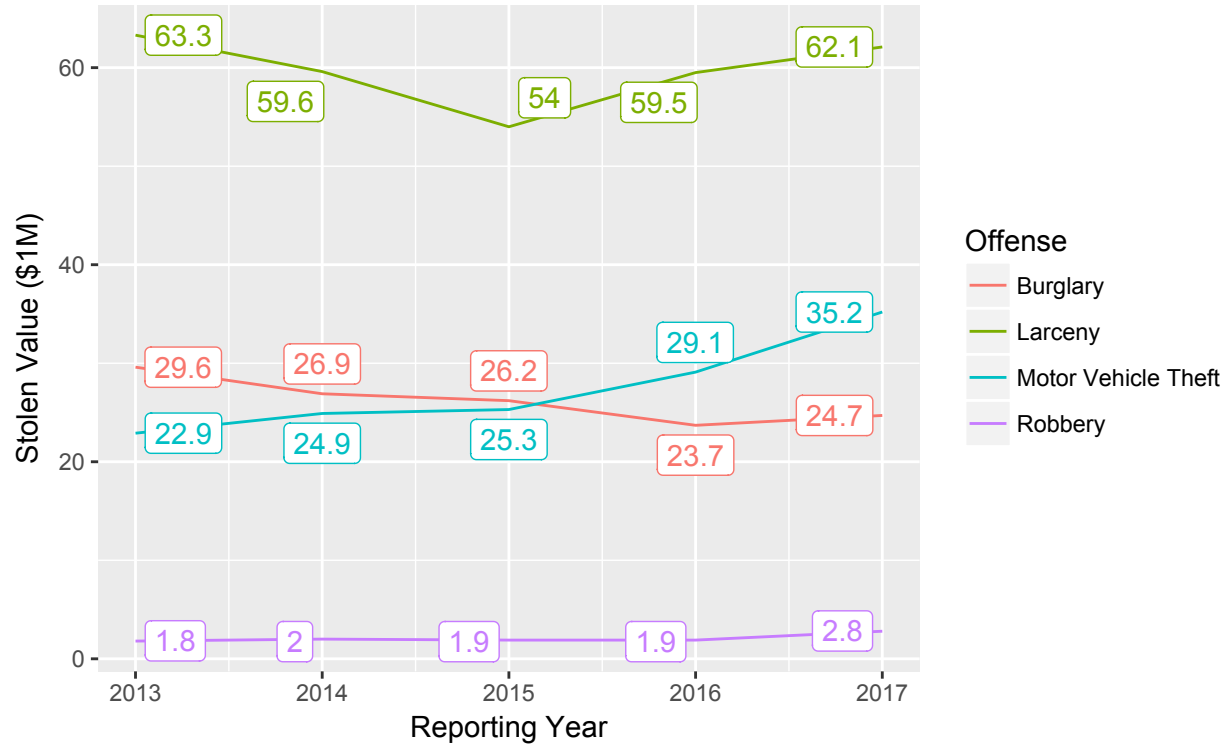


Figure 4.36: Total Estimated Stolen Value in Property Offenses

| Offense | Value |
|---------------------|-------|
| Murder | 0 |
| Rape | 32 |
| Robbery | 2760 |
| Burglary | 24654 |
| Larceny | 62120 |
| Motor Vehicle Theft | 35229 |

Table 4.6: Property Stolen by Offense (\$1K)

| Property Type | Stolen | Recovered |
|-------------------|--------|-----------|
| Currency | 14740 | 133 |
| Jewelry | 7656 | 443 |
| Clothing | 2598 | 594 |
| Vehicles | 39490 | 20689 |
| Office Equipment | 3708 | 253 |
| TV/Radios/Stereos | 4947 | 372 |
| Firearms | 1051 | 127 |
| Household Goods | 636 | 43 |
| Consumable Goods | 2113 | 420 |
| Livestock | 75 | 4 |
| Misc | 49067 | 4076 |
| Total | 126081 | 27153 |

Table 4.7: Total Value of Property Stolen and Recovered (\$1K)

4.4 ADDITIONAL STATEWIDE OFFENSE INFORMATION

| Offense | Reported | Unfounded | Actual Offenses | Crime Rate | Cleared | Cleared (%) |
|-------------------------------|----------|-----------|-----------------|------------|---------|-------------|
| Murder | 125 | 6 | 119 | 2 | 88 | 74 |
| Rape | 2536 | 107 | 2429 | 44 | 913 | 38 |
| Robbery | 3679 | 34 | 3645 | 65 | 867 | 24 |
| Aggravated Assault | 7241 | 131 | 7110 | 127 | 4310 | 61 |
| Burglary | 19048 | 299 | 18749 | 336 | 2868 | 15 |
| Larceny | 94933 | 1478 | 93455 | 1676 | 27022 | 29 |
| Motor Vehicle Theft | 10341 | 381 | 9960 | 179 | 1639 | 16 |
| Arson | 538 | 4 | 534 | 10 | 97 | 18 |
| Human Trafficking | 178 | 5 | 173 | 3 | 148 | 86 |
| Part I | 138619 | 2445 | 136174 | 2442 | 37952 | 28 |
| Other Assaults | 30260 | 1076 | 29184 | 523 | 17887 | 61 |
| Forgery / Counterfeiting | 5903 | 74 | 5829 | 105 | 1897 | 33 |
| Fraud | 22781 | 553 | 22228 | 399 | 5022 | 23 |
| Embezzlement | 57 | 1 | 56 | 1 | 32 | 57 |
| Stolen Property | 1884 | 10 | 1874 | 34 | 1481 | 79 |
| Vandalism | 30352 | 329 | 30023 | 538 | 5762 | 19 |
| Weapons | 3893 | 77 | 3816 | 68 | 1938 | 51 |
| Prostitution | 429 | 9 | 420 | 8 | 301 | 72 |
| Other Sex Offenses | 4212 | 284 | 3928 | 70 | 1539 | 39 |
| Drug Abuse | 20660 | 80 | 20580 | 369 | 17579 | 85 |
| Gambling | 25 | 2 | 23 | 0 | 15 | 65 |
| Family / Children | 6547 | 457 | 6090 | 109 | 2003 | 33 |
| DUI | 21442 | 25 | 21417 | 384 | 20353 | 95 |
| Liquor Laws | 4800 | 20 | 4780 | 86 | 4316 | 90 |
| Disorderly Conduct | 19311 | 497 | 18814 | 337 | 12827 | 68 |
| Vagrancy | 49 | 0 | 49 | 1 | 45 | 92 |
| Other (except Traffic) | 41881 | 993 | 40888 | 733 | 30960 | 76 |
| Part II | 214486 | 4487 | 209999 | 3766 | 123957 | 59 |
| Curfew / Loitering (Juvenile) | 328 | 0 | 328 | 6 | 298 | 91 |
| Runaways (Juvenile) | 3962 | 45 | 3917 | 70 | 2624 | 67 |
| Part II Juvenile Offenses | 4290 | 45 | 4245 | 76 | 2922 | 69 |
| Grand Total | 357395 | 6977 | 350418 | 6284 | 164831 | 47 |

Table 4.8: Statewide Offense and Clearance Information

4.4.1 Crime Rate per 100,000 Inhabitants and Percent Cleared by Agency

This table is available for download ([xls](#)).

4.4.2 Crime Rate per 100,000 Inhabitants and Percent Cleared by Judicial District and County

This table is available for download ([xls](#)).

4.4.3 Historical Crime Index Summary

This table is available for download ([xls](#)).

Chapter 5

MINNESOTA ARREST INFORMATION

Arrest information submitted by Minnesota law enforcement agencies in 2017 is compiled into state totals in the categories of age, sex, and race factors. Data has also been tabulated for the specific kinds of drug abuse violations and the individuals involved.

5.1 STATEWIDE ARREST INFORMATION

There were 150,036 arrests involving criminal offenses in Minnesota in 2017, with 106,342 males and 43,694 females arrested. There are also significant factors to consider when arrest data is evaluated:

- There can be multiple persons arrested for the same offense.
- An arrest of one or more persons can be reported for an offense that occurred during a previous reporting period.

Juvenile arrests include individuals under 18 years of age at the time of arrest.

Juveniles constitute 14% (21,864) of all arrests during 2017 and account for 18% (5977) of the Part I arrests:

- 6% of Murder arrests
- 17% of Rape arrests
- 32% of Robbery arrests
- 11% of Aggravated Assault arrests
- 19% of Burglary arrests
- 18% of Larceny arrests
- 26% of Motor Vehicle Theft arrests
- 35% of Arson arrests

Following are a series of charts illustrating trends in arrests by the age, sex and race of the arrestee, and arrests by offense category for 2017. Total arrests of adults and juveniles for Part I and Part II Offenses are available as [county](#) and [agency](#) Totals. Cross tabulations of arrests are available by [age and sex](#) and [race and age](#). Age and sex crosstabulations are available by [county](#).

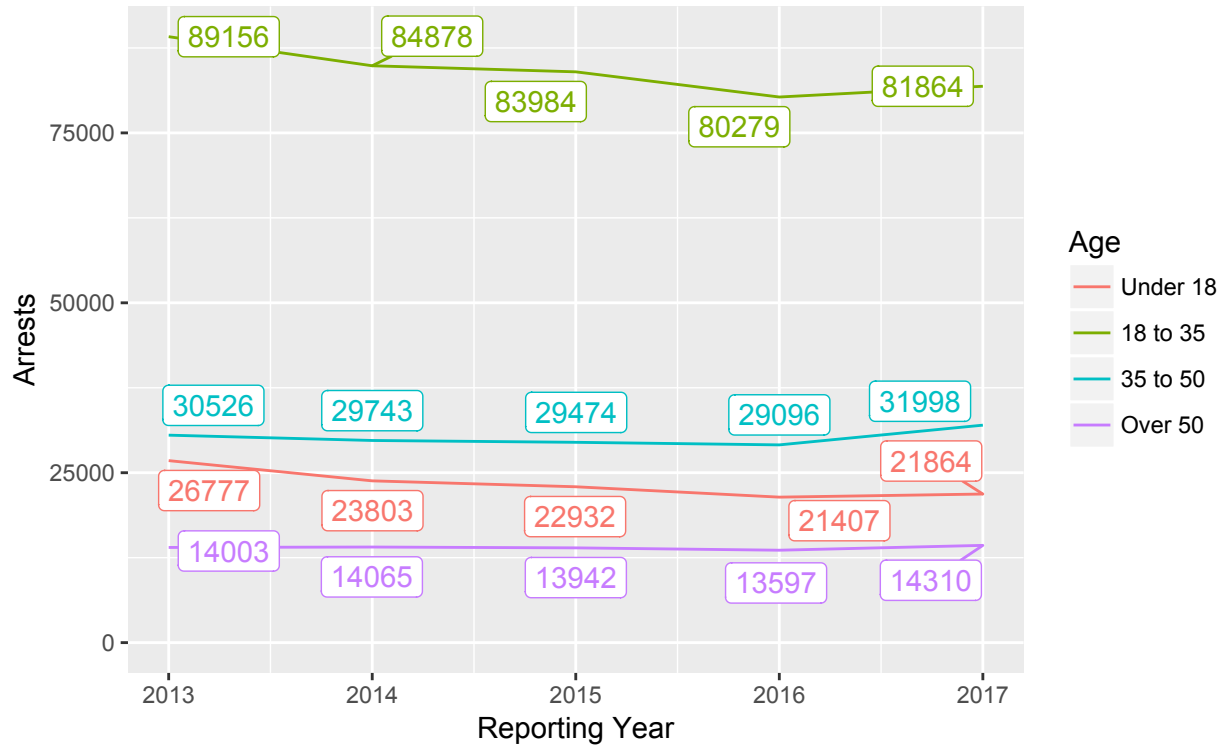


Figure 5.1: Arrests by Age

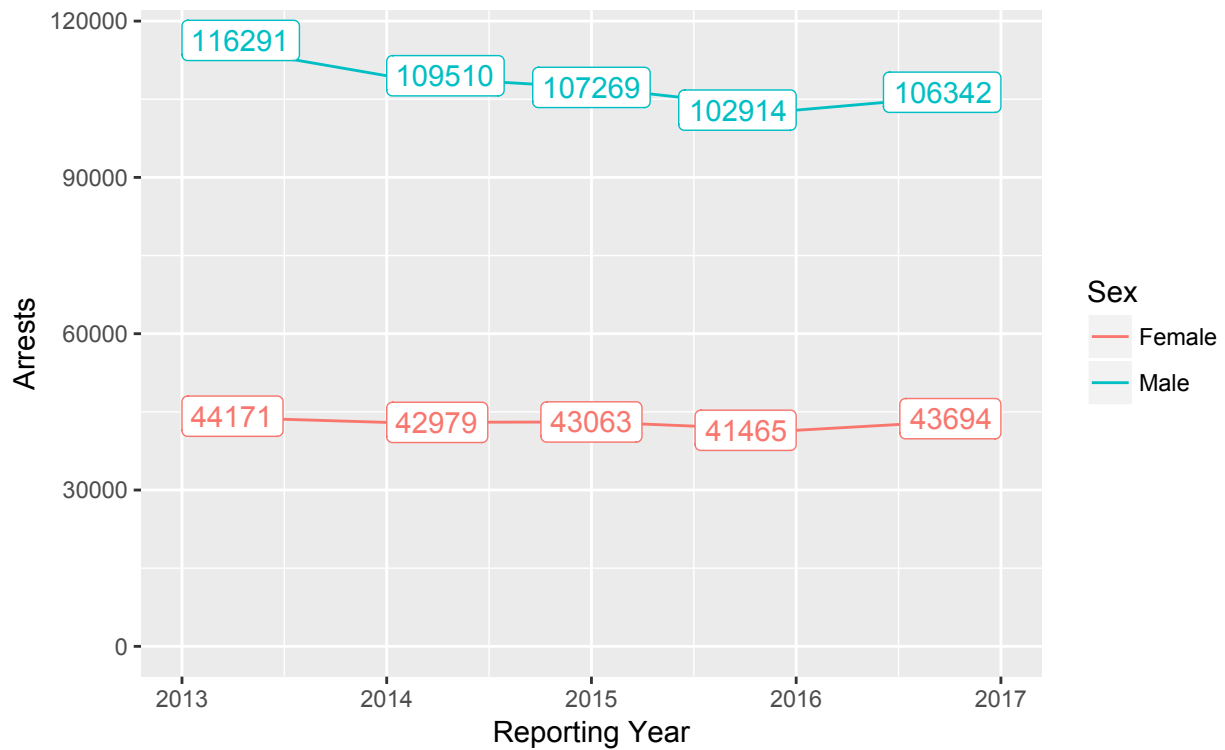


Figure 5.2: Arrests by Sex

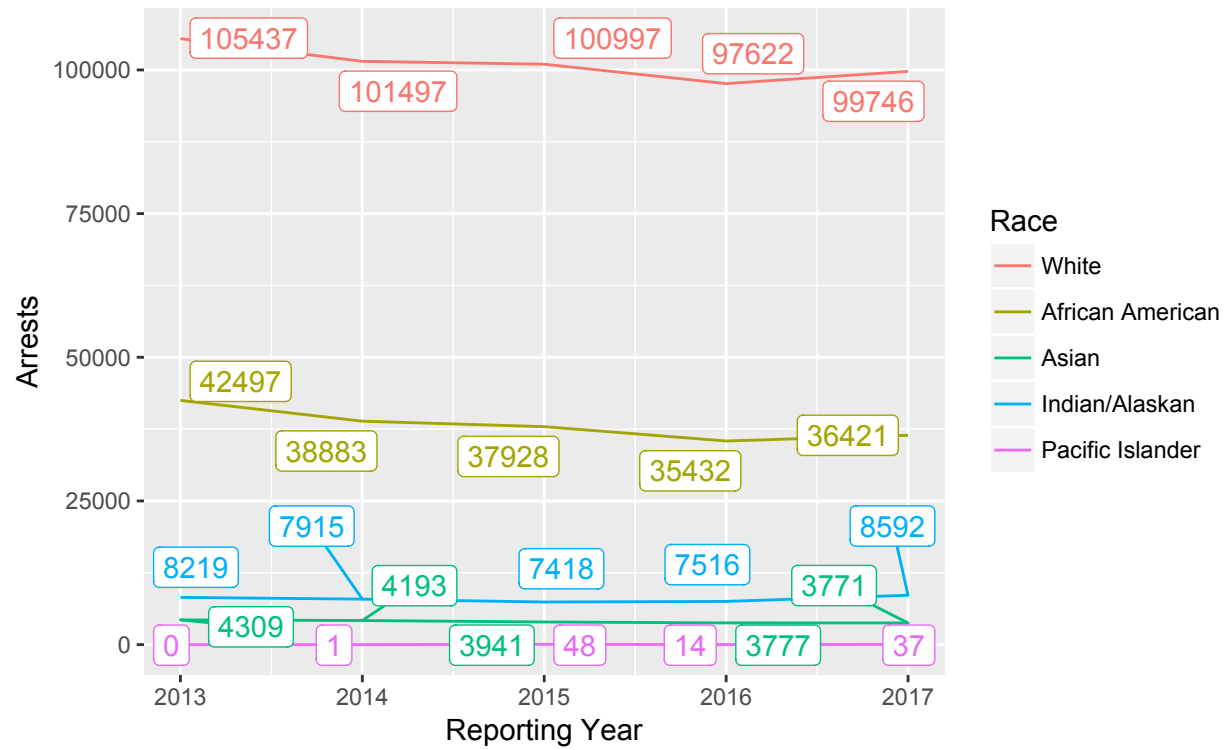


Figure 5.3: Arrests by Race

| Offense | Male | Female | Total |
|-------------------------------|--------|--------|--------|
| Murder | 99 | 10 | 109 |
| Rape | 582 | 13 | 595 |
| Robbery | 1004 | 155 | 1159 |
| Aggravated Assault | 3082 | 835 | 3917 |
| Burglary | 1913 | 371 | 2284 |
| Larceny | 12513 | 10147 | 22660 |
| Motor Vehicle Theft | 1186 | 336 | 1522 |
| Arson | 82 | 15 | 97 |
| Human Trafficking | 134 | 18 | 152 |
| Part I | 20595 | 11900 | 32495 |
| Other Assaults | 11164 | 3666 | 14830 |
| Forgery / Counterfeiting | 897 | 523 | 1420 |
| Fraud | 1607 | 1037 | 2644 |
| Embezzlement | 10 | 12 | 22 |
| Stolen Property | 1553 | 461 | 2014 |
| Vandalism | 2447 | 660 | 3107 |
| Weapons | 1989 | 213 | 2202 |
| Prostitution | 198 | 96 | 294 |
| Purchasing Prostitution | 49 | 10 | 59 |
| Other Sex Offenses | 857 | 36 | 893 |
| Drug Abuse | 14764 | 5435 | 20199 |
| Gambling | 10 | 3 | 13 |
| Family / Children | 346 | 225 | 571 |
| DUI | 15138 | 5874 | 21012 |
| Liquor Laws | 4927 | 2861 | 7788 |
| Disorderly Conduct | 6430 | 2599 | 9029 |
| Vagrancy | 33 | 9 | 42 |
| Other (except Traffic) | 22386 | 7514 | 29900 |
| Part II | 84805 | 31234 | 116039 |
| Curfew / Loitering (Juvenile) | 645 | 243 | 888 |
| Runaways (Juvenile) | 288 | 316 | 604 |
| Part II Juvenile Offenses | 933 | 559 | 1492 |
| Grand Total | 106333 | 43693 | 150026 |

Table 5.1: Arrests by Sex and Offense

| Offense | Under 18 | 18 to 35 | 35 to 50 | Over 50 |
|-------------------------------|----------|----------|----------|---------|
| Murder | 7 | 74 | 21 | 7 |
| Rape | 104 | 302 | 126 | 63 |
| Robbery | 382 | 644 | 106 | 27 |
| Aggravated Assault | 449 | 2135 | 929 | 404 |
| Burglary | 440 | 1253 | 462 | 129 |
| Larceny | 4158 | 11534 | 4857 | 2111 |
| Motor Vehicle Theft | 402 | 832 | 245 | 43 |
| Arson | 34 | 36 | 21 | 6 |
| Human Trafficking | 1 | 92 | 49 | 10 |
| Part I | 5977 | 16902 | 6816 | 2800 |
| Other Assaults | 2469 | 7212 | 3651 | 1498 |
| Forgery / Counterfeiting | 27 | 940 | 375 | 78 |
| Fraud | 188 | 1474 | 696 | 286 |
| Embezzlement | 1 | 11 | 5 | 5 |
| Stolen Property | 334 | 1206 | 383 | 91 |
| Vandalism | 927 | 1579 | 440 | 161 |
| Weapons | 420 | 1340 | 324 | 118 |
| Prostitution | 2 | 131 | 111 | 50 |
| Purchasing Prostitution | 0 | 25 | 22 | 12 |
| Other Sex Offenses | 168 | 355 | 207 | 163 |
| Drug Abuse | 1959 | 13261 | 3876 | 1103 |
| Gambling | 0 | 9 | 4 | 0 |
| Family / Children | 11 | 328 | 191 | 41 |
| DUI | 183 | 11526 | 5801 | 3502 |
| Liquor Laws | 1870 | 5291 | 340 | 287 |
| Disorderly Conduct | 2118 | 4016 | 1768 | 1127 |
| Vagrancy | 0 | 20 | 15 | 7 |
| Other (except Traffic) | 3717 | 16232 | 6972 | 2979 |
| Part II | 14394 | 64956 | 25181 | 11508 |
| Curfew / Loitering (Juvenile) | 888 | 0 | 0 | 0 |
| Runaways (Juvenile) | 604 | 0 | 0 | 0 |
| Part II Juvenile Offenses | 1492 | 0 | 0 | 0 |
| Grand Total | 21863 | 81858 | 31997 | 14308 |

Table 5.2: Arrests by Age and Offense

| Offense | White | African American | Asian | Indian/Alaskan | Pacific Islander | Total |
|-------------------------------|-------|------------------|-------|----------------|------------------|--------|
| Murder | 38 | 59 | 2 | 4 | 0 | 103 |
| Rape | 397 | 159 | 18 | 15 | 0 | 589 |
| Robbery | 308 | 758 | 16 | 60 | 0 | 1142 |
| Aggravated Assault | 1938 | 1541 | 124 | 271 | 1 | 3875 |
| Burglary | 1421 | 654 | 64 | 124 | 0 | 2263 |
| Larceny | 13947 | 6539 | 501 | 1471 | 6 | 22464 |
| Motor Vehicle Theft | 690 | 570 | 109 | 131 | 1 | 1501 |
| Arson | 66 | 22 | 1 | 7 | 0 | 96 |
| Human Trafficking | 72 | 48 | 27 | 4 | 0 | 151 |
| Part I | 18877 | 10350 | 862 | 2087 | 8 | 32184 |
| Other Assaults | 9164 | 4363 | 344 | 797 | 2 | 14670 |
| Forgery / Counterfeiting | 965 | 339 | 37 | 71 | 1 | 1413 |
| Fraud | 1688 | 790 | 52 | 86 | 1 | 2617 |
| Embezzlement | 16 | 5 | 1 | 0 | 0 | 22 |
| Stolen Property | 1125 | 693 | 55 | 132 | 0 | 2005 |
| Vandalism | 1926 | 879 | 60 | 186 | 0 | 3051 |
| Weapons | 898 | 1100 | 77 | 98 | 0 | 2173 |
| Prostitution | 124 | 114 | 23 | 20 | 0 | 281 |
| Purchasing Prostitution | 52 | 4 | 3 | 0 | 0 | 59 |
| Other Sex Offenses | 628 | 196 | 40 | 27 | 1 | 892 |
| Drug Abuse | 14472 | 4038 | 519 | 1001 | 6 | 20036 |
| Gambling | 7 | 6 | 0 | 0 | 0 | 13 |
| Family / Children | 333 | 174 | 34 | 26 | 0 | 567 |
| DUI | 17854 | 2032 | 591 | 380 | 12 | 20869 |
| Liquor Laws | 6553 | 720 | 148 | 280 | 1 | 7702 |
| Disorderly Conduct | 5917 | 2425 | 109 | 524 | 0 | 8975 |
| Vagrancy | 15 | 21 | 3 | 2 | 0 | 41 |
| Other (except Traffic) | 18414 | 7514 | 786 | 2826 | 4 | 29544 |
| Part II | 80151 | 25413 | 2882 | 6456 | 28 | 114930 |
| Curfew / Loitering (Juvenile) | 379 | 429 | 19 | 23 | 1 | 851 |
| Runaways (Juvenile) | 332 | 229 | 7 | 26 | 0 | 594 |
| Part II Juvenile Offenses | 711 | 658 | 26 | 49 | 1 | 1445 |
| Grand Total | 99739 | 36421 | 3770 | 8592 | 37 | 148559 |

Table 5.3: Arrests by Race and Offense

5.2 DRUG ABUSE ARREST INFORMATION

Drug Abuse violations for the state in 2017 involved 20,199 arrests, with 14,764 males and 5,435 females arrested.

Drug Abuse arrests are further categorized by the type of drug involved:

- Opium or cocaine and their derivatives (morphine, heroin, codeine etc.)
- Marijuana
- Synthetic narcotics - manufactured narcotics that can cause true addiction (demerol, methadone, fentanyl, etc.)
- Other - includes dangerous nonnarcotic drugs (barbiturates, benzedrine, etc.) and methamphetamine.

Summaries of Drug Abuse Arrests by agency and region for 2017 are available by [county](#) and [agency](#).

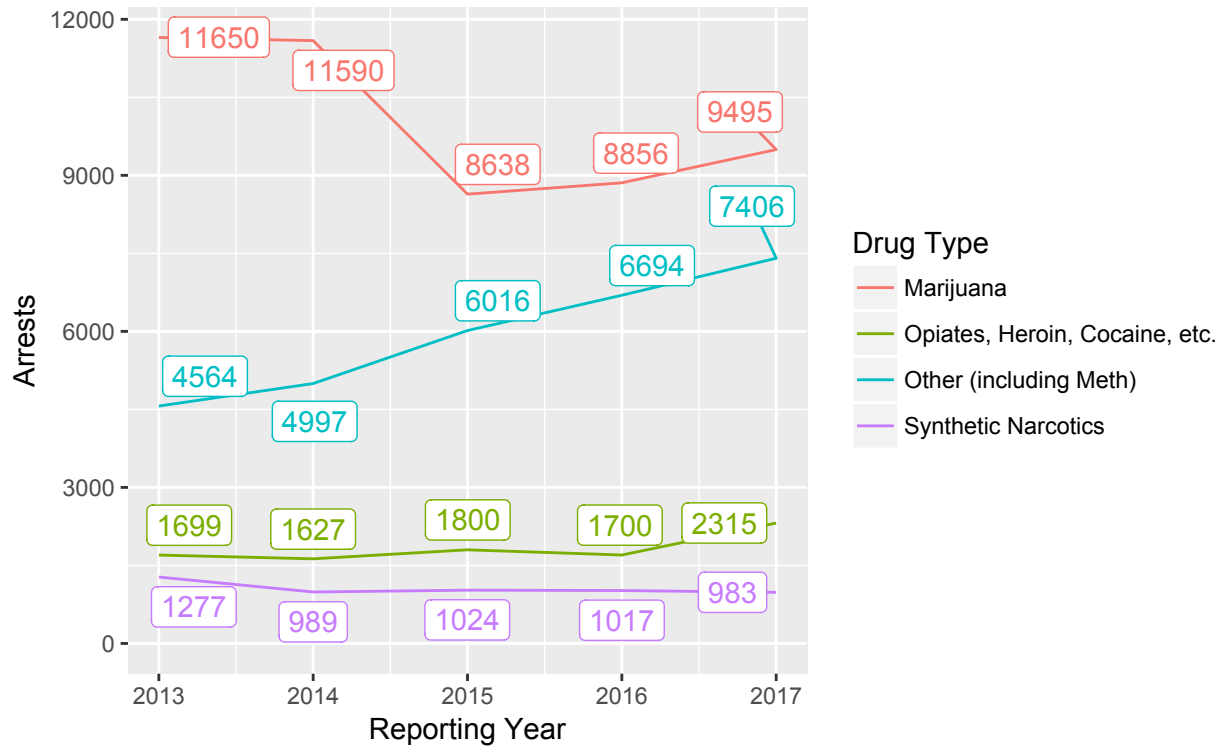


Figure 5.4: Drug Abuse Arrests by Drug Type

| Drug Type | Male | Female | Total |
|--------------------------------|-------|--------|-------|
| Marijuana | 7353 | 2142 | 9495 |
| Opiates, Heroin, Cocaine, etc. | 1698 | 617 | 2315 |
| Other (including Meth) | 5001 | 2405 | 7406 |
| Synthetic Narcotics | 712 | 271 | 983 |
| Total | 14764 | 5435 | 20199 |

Table 5.4: Drug Abuse Arrests by Sex and Drug Type

| Drug Type | Under 18 | 18 to 35 | 35 to 50 | Over 50 |
|--------------------------------|----------|----------|----------|---------|
| Marijuana | 1729 | 6590 | 904 | 272 |
| Opiates, Heroin, Cocaine, etc. | 38 | 1544 | 558 | 175 |
| Other (including Meth) | 160 | 4494 | 2159 | 593 |
| Synthetic Narcotics | 32 | 633 | 255 | 63 |
| Total | 1959 | 13261 | 3876 | 1103 |

Table 5.5: Drug Abuse Arrests by Age and Drug Type

| Drug Type | White | African American | Asian | Indian/Alaskan | Pacific Islander | Total |
|--------------------------------|-------|------------------|-------|----------------|------------------|-------|
| Marijuana | 6684 | 2357 | 209 | 160 | 2 | 9412 |
| Opiates, Heroin, Cocaine, etc. | 1373 | 699 | 41 | 169 | 1 | 2283 |
| Other (including Meth) | 5783 | 802 | 160 | 622 | 2 | 7369 |
| Synthetic Narcotics | 632 | 180 | 109 | 50 | 1 | 972 |
| Total | 14472 | 4038 | 519 | 1001 | 6 | 20036 |

Table 5.6: Drug Abuse Arrests by Race and Drug Type

Table 5.7: Arrests for Drug Abuse Sale

| Reporting Year | Marijuana | Opiates, Heroin, Cocaine, etc. | Other (including Meth) | Synthetic Narcotics |
|----------------|-----------|--------------------------------|------------------------|---------------------|
| 2013 | 4851 | 232 | 2148 | 142 |
| 2014 | 4753 | 245 | 2246 | 99 |
| 2015 | 1809 | 201 | 1711 | 97 |
| 2016 | 2330 | 226 | 1997 | 98 |
| 2017 | 1932 | 199 | 1900 | 59 |

Table 5.8: Arrests for Drug Abuse Possession

| Reporting Year | Marijuana | Opiates, Heroin, Cocaine, etc. | Other (including Meth) | Synthetic Narcotics |
|----------------|-----------|--------------------------------|------------------------|---------------------|
| 2013 | 6799 | 1467 | 2416 | 1135 |
| 2014 | 6837 | 1382 | 2751 | 890 |
| 2015 | 6829 | 1599 | 4305 | 927 |
| 2016 | 6526 | 1474 | 4697 | 919 |
| 2017 | 7563 | 2116 | 5506 | 924 |

Chapter 6

COMPARISON OF METRO-NONMETRO OFFENSES AND ARRESTS

Metro-nonmetro crime comparisons were new to the Minnesota Uniform Crime Report in 2015 and replaced urban-rural comparisons.

Urban was defined as any area served by a police department, while rural was any area served by a sheriff's office. As a result, when using urban-rural designations, towns with small populations were classified as urban and large sheriff's offices such as the Hennepin County Sheriff's Office were considered rural. The FBI uses metro and nonmetro designations because they are more accurate than urban and rural designations.

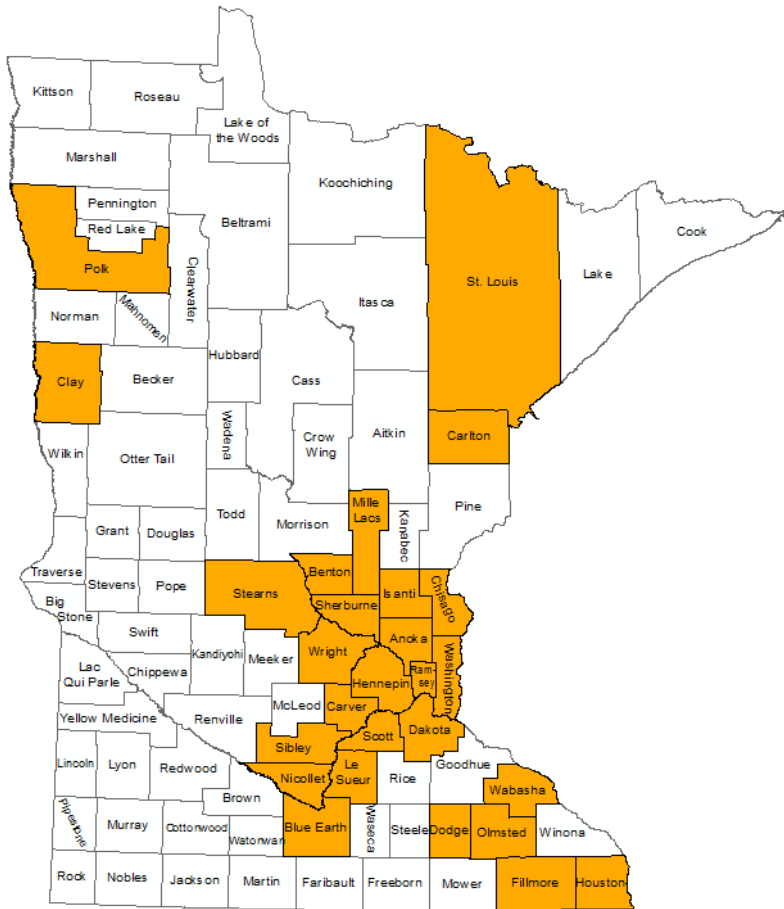
For the purposes of the Minnesota Uniform Crime Report, metro areas contain a principal city or urban area with a population of at least 50,000 people. The reporting area includes the principal city; the county in which the city is located; and other adjacent counties with a high degree of economic and social integration with the principal city and county. (FBI Crime in the United States).

A nonmetro designation includes county law enforcement agencies that are not associated with a metro area.

Metro and nonmetro information is used to analyze and present statistical data about areas with major population centers compared with less populated areas.

The metro and nonmetro information gives a general indication of crime based on population density but does not represent data that can be applied to any one specific agency. Variations in crime are caused by a multitude of crime factors. The information presented in this section lists the numbers of specific criminal offenses reported to metro and nonmetro law enforcement agencies. For jurisdictional reasons, Capitol Security and State Patrol figures are excluded from this section of the report.

Of additional value is the ratio of metro to nonmetro crime offenses. The ratio is the number of one particular criminal offense in metro areas compared with the number of the same offense for nonmetro areas. For example, a ratio of 6:1 aggravated assaults indicates that for every 6 offenses of aggravated assault in a metro area, nonmetro areas experienced one aggravated assault.



| Metropolitan Area Center | Counties Included |
|----------------------------------|--|
| Duluth | Carlton, St. Louis |
| Fargo | Clay |
| Grand Forks | Polk |
| La Crosse-Onalaska | Houston |
| Mankato-North Mankato | Blue Earth, Nicollet |
| Minneapolis-St. Paul-Bloomington | Anoka, Carver, Chisago, Dakota, Hennepin, Isanti, Le Sueur, Mille Lacs, Ramsey, Scott, Sherburne, Sibley, Washington, Wright |
| Rochester | Dodge, Fillmore, Olmsted, Wabasha |
| St. Cloud | Benton, Stearns |

Table 6.1: Metropolitan Counties

Table 6.2: Metro and Nonmetro Offenses and Clearances

| Offense | Offenses | Metro | | Offenses | Non-Metro | |
|-------------------------------|----------|---------|-------------|----------|-----------|-------------|
| | | Cleared | Cleared (%) | | Cleared | Cleared (%) |
| Murder | 105 | 82 | 78 | 14 | 6 | 43 |
| Rape | 1919 | 650 | 34 | 510 | 263 | 52 |
| Robbery | 3515 | 802 | 23 | 130 | 65 | 50 |
| Aggravated Assault | 6062 | 3478 | 57 | 1048 | 832 | 79 |
| Burglary | 15151 | 2159 | 14 | 3598 | 709 | 20 |
| Larceny | 79389 | 22315 | 28 | 14066 | 4707 | 33 |
| Motor Vehicle Theft | 8732 | 1231 | 14 | 1228 | 408 | 33 |
| Arson | 465 | 67 | 14 | 69 | 30 | 43 |
| Human Trafficking | 141 | 121 | 86 | 32 | 27 | 84 |
| Part I | 115479 | 30905 | 27 | 20695 | 7047 | 34 |
| Other Assaults | 23190 | 13491 | 58 | 5994 | 4396 | 73 |
| Forgery / Counterfeiting | 4909 | 1575 | 32 | 920 | 322 | 35 |
| Fraud | 18713 | 3583 | 19 | 3515 | 1439 | 41 |
| Embezzlement | 50 | 27 | 54 | 6 | 5 | 83 |
| Stolen Property | 1587 | 1281 | 81 | 287 | 200 | 70 |
| Vandalism | 24232 | 4234 | 17 | 5791 | 1528 | 26 |
| Weapons | 3346 | 1550 | 46 | 470 | 388 | 83 |
| Prostitution | 400 | 287 | 72 | 20 | 14 | 70 |
| Other Sex Offenses | 3164 | 1107 | 35 | 764 | 432 | 57 |
| Drug Abuse | 16149 | 13543 | 84 | 4431 | 4036 | 91 |
| Gambling | 17 | 11 | 65 | 6 | 4 | 67 |
| Family / Children | 4962 | 1235 | 25 | 1128 | 768 | 68 |
| DUI | 16393 | 15500 | 95 | 5024 | 4853 | 97 |
| Liquor Laws | 3649 | 3262 | 89 | 1131 | 1054 | 93 |
| Disorderly Conduct | 14878 | 9845 | 66 | 3936 | 2982 | 76 |
| Vagrancy | 48 | 44 | 92 | 1 | 1 | 100 |
| Other (except Traffic) | 30763 | 22813 | 74 | 10125 | 8147 | 80 |
| Part II | 166450 | 93388 | 56 | 43549 | 30569 | 70 |
| Curfew / Loitering (Juvenile) | 297 | 269 | 91 | 31 | 29 | 94 |
| Runaways (Juvenile) | 3249 | 2076 | 64 | 668 | 548 | 82 |
| Part II Juvenile Offenses | 3546 | 2345 | 66 | 699 | 577 | 83 |
| Grand Total | 285475 | 126638 | 44 | 64943 | 38193 | 59 |

Metro and Nonmetro stolen and recovered value is available by [property type](#).

Metro and Nonmetro offenses are available by [population group](#).

| Offense | Metro Crime Rate | Nonmetro Crime Rate | Ratio Metro:Nonmetro Offenses |
|-------------------------------|------------------|---------------------|-------------------------------|
| Murder | 2 | 1 | 8:1 |
| Rape | 44 | 41 | 4:1 |
| Robbery | 80 | 11 | 27:1 |
| Aggravated Assault | 138 | 85 | 6:1 |
| Burglary | 345 | 292 | 4:1 |
| Larceny | 1809 | 1143 | 6:1 |
| Motor Vehicle Theft | 199 | 100 | 7:1 |
| Arson | 11 | 6 | 7:1 |
| Human Trafficking | 3 | 3 | 4:1 |
| Part I | 2632 | 1682 | 6:1 |
| Other Assaults | 528 | 487 | 4:1 |
| Forgery / Counterfeiting | 112 | 75 | 5:1 |
| Fraud | 426 | 286 | 5:1 |
| Embezzlement | 1 | 0 | 8:1 |
| Stolen Property | 36 | 23 | 6:1 |
| Vandalism | 552 | 471 | 4:1 |
| Weapons | 76 | 38 | 7:1 |
| Prostitution | 9 | 2 | 20:1 |
| Other Sex Offenses | 72 | 62 | 4:1 |
| Drug Abuse | 368 | 360 | 4:1 |
| Gambling | 0 | 0 | 3:1 |
| Family / Children | 113 | 92 | 4:1 |
| DUI | 374 | 408 | 3:1 |
| Liquor Laws | 83 | 92 | 3:1 |
| Disorderly Conduct | 339 | 320 | 4:1 |
| Vagrancy | 1 | 0 | 48:1 |
| Other (except Traffic) | 701 | 823 | 3:1 |
| Part II | 3793 | 3539 | 4:1 |
| Curfew / Loitering (Juvenile) | 7 | 3 | 10:1 |
| Runaways (Juvenile) | 74 | 54 | 5:1 |
| Part II Juvenile Offenses | 81 | 57 | 5:1 |
| Grand Total | 6506 | 5278 | 4:1 |

Table 6.3: Metro and Nonmetro Crime Rate per 100,000 and Offense Ratio

Chapter 7

CRIME OFFENSES AND ARRESTS FOR STATE JUDICIAL DISTRICTS

The judicial district breakdown of [crimes](#) and arrests within Minnesota provides another measurement of the volume of crime based on specific areas. The judicial districts evaluated are based upon the ten judicial districts in the state.

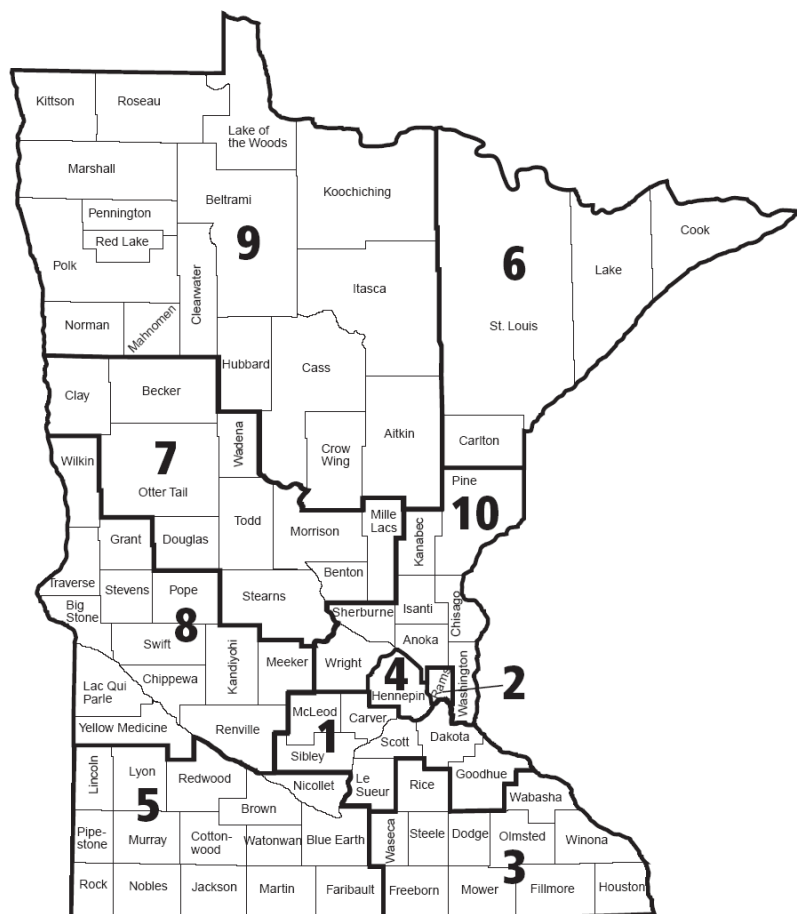


Table 7.1: Violent and Property Crimes by Judicial District

| Judicial District | Violent Crime Rate | Violent Crimes | Property Crime Rate | Property Crimes |
|-------------------|--------------------|----------------|---------------------|-----------------|
| 1 | 118 | 982 | 1537 | 12791 |
| 2 | 444 | 2422 | 3371 | 18368 |
| 3 | 141 | 679 | 1399 | 6749 |
| 4 | 467 | 5859 | 2936 | 36827 |
| 5 | 136 | 391 | 1339 | 3856 |
| 6 | 201 | 507 | 2704 | 6828 |
| 7 | 150 | 745 | 1930 | 9557 |
| 8 | 136 | 221 | 1184 | 1931 |
| 9 | 147 | 499 | 1747 | 5935 |
| 10 | 112 | 1084 | 1938 | 18736 |

Table 7.2: Arrests by Judicial District

| Judicial District | Part I Arrests | Part II Arrests |
|-------------------|----------------|-----------------|
| 1 | 3796 | 14107 |
| 2 | 4249 | 9843 |
| 3 | 2368 | 8946 |
| 4 | 8780 | 24702 |
| 5 | 1334 | 6647 |
| 6 | 2091 | 5985 |
| 7 | 2776 | 13540 |
| 8 | 495 | 2776 |
| 9 | 1652 | 8157 |
| 10 | 4854 | 16620 |

Chapter 8

LAW ENFORCEMENT EMPLOYEE INFORMATION

Minnesota State Law Enforcement agencies reported a total of 14951 sworn and civilian employees for 2017. Of that amount, 9756 were sworn personnel and 5195 were civilian employees.

The average number of full time law enforcement personnel in 2017 (including sworn and civilian) amounted to 2.7 employees for each 1,000 residents of the state. The average number of sworn personnel (excluding civilian) amounted to 1.7 full-time sworn personnel per 1,000 residents. These figures represent the averages as derived from the submitted data and are not the recommended ratios for Minnesota law enforcement agencies. The average ratio of law enforcement personnel for any given community may, and does, vary according to a number of community and policing factors.

Staffing levels in 2017 and changes from the previous year were as follows:

- Sheriff's departments reported a total of 6466 employees in 2017, which was an increase of 3.1 percent from the previous year 2016 with a total of 6269.
- Police departments reported a total of 7074 employees in 2017, which was an increase of 2.8 percent from the previous year 2016 with a total of 6883.
- The State Patrol reported a total of 631 employees in 2017, which was an increase of 3.4 percent from the previous year 2016 with a total of 610.
- Other zero population agencies reported a total of 780 employees in 2017, which was an increase of 30.4 percent from the previous year 2016 with a total of 598.

Of the total number of sworn personnel in 2017 (9756), there were 8609 males and 1147 females. Considering the total number of civilian personnel for the same year (5195), there were 2372 males and 2823 females.

Data on the number of employees by gender and agency is available for [Police Department](#), [Sheriffs](#), [Minnesota State Patrol](#), and for [Zero Population Agencies](#).

Table 8.1: Police Department Employee Data

| Population Group | Population | Civilian | Sworn | Sworn per 1,000 | Total | Total per 1,000 |
|------------------------|------------|----------|-------|-----------------|-------|-----------------|
| City 250,000 - 499,999 | 725667 | 364 | 1492 | 2.1 | 1856 | 2.6 |
| City 100,000 - 249,999 | 115228 | 62 | 138 | 1.2 | 200 | 1.7 |
| City 50,000 - 99,999 | 1078727 | 275 | 1245 | 1.2 | 1520 | 1.4 |
| City 25,000 - 49,999 | 636579 | 144 | 771 | 1.2 | 915 | 1.4 |
| City 10,000 - 24,999 | 846373 | 221 | 1188 | 1.4 | 1409 | 1.7 |
| City 2,500 - 9,999 | 429575 | 93 | 738 | 1.7 | 831 | 1.9 |
| City under 2,500 | 140519 | 8 | 288 | 2.0 | 296 | 2.1 |
| NA | NA | 34 | 13 | NA | 47 | NA |

Table 8.2: Sheriff Department Employee Data

| Population Group | Population | Civilian | Sworn | Sworn per 1,000 | Total | Total per 1,000 |
|----------------------------------|------------|----------|-------|-----------------|-------|-----------------|
| Non-metro County 25,000 - 99,999 | 160091 | 260 | 170 | 1.1 | 430 | 2.7 |
| Non-metro County 10,000 - 24,999 | 294207 | 630 | 408 | 1.4 | 1038 | 3.5 |
| Non-metro County under 10,000 | 230130 | 436 | 398 | 1.7 | 834 | 3.6 |
| Metro County 100,000 or over | 112672 | 101 | 138 | 1.2 | 239 | 2.1 |
| Metro County 25,000 - 99,999 | 531068 | 1193 | 891 | 1.7 | 2084 | 3.9 |
| Metro County 10,000 - 24,999 | 238466 | 1018 | 746 | 3.1 | 1764 | 7.4 |
| Metro County under 10,000 | 16824 | 48 | 29 | 1.7 | 77 | 4.6 |

Table 8.3: Zero Population Employee Data

| Agency Type | Number Civilian | Number Sworn | Total |
|-------------|-----------------|--------------|-------|
| Patrol | 114 | 517 | 631 |
| ZeroPop | 194 | 586 | 780 |

Chapter 9

LAW ENFORCEMENT OFFICERS KILLED OR ASSAULTED

Vital information other than Uniform Crime Reporting is also collected that evaluates the number of law enforcement personnel who have been assaulted and/or killed. The data from those county (sheriff) and municipal (police) agencies reporting is collected and tabulated annually.

There were a total of 371 law enforcement officer assault incidents reported in Minnesota for 2017 with 419 officers assaulted. 351 of the assault incidents were cleared, with a clearance rate of 95%.

There was one officer fatality in 2017. On September 8, 2017, 47 year-old Wayzata Police Officer William Mathews was fatally struck by a car as he cleaned up debris on Hwy. 12.

There was zero K-9 police dog assaults reported in 2017.

Data on officers killed or assaulted is available by [incident](#).

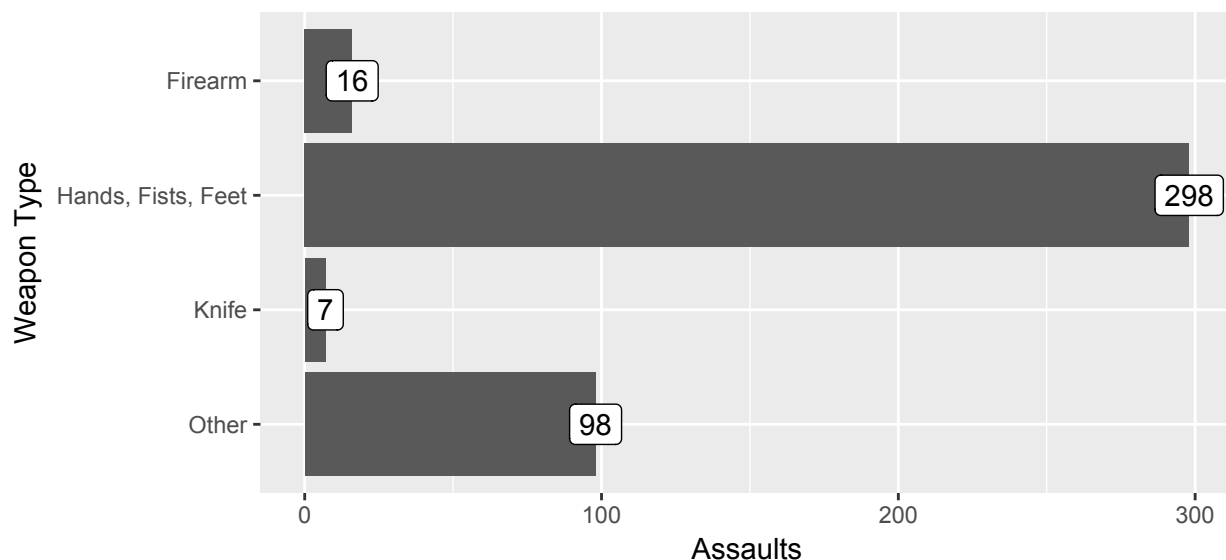


Figure 9.1: Law Enforcement Officers Killed or Assaulted By Type of Weapon

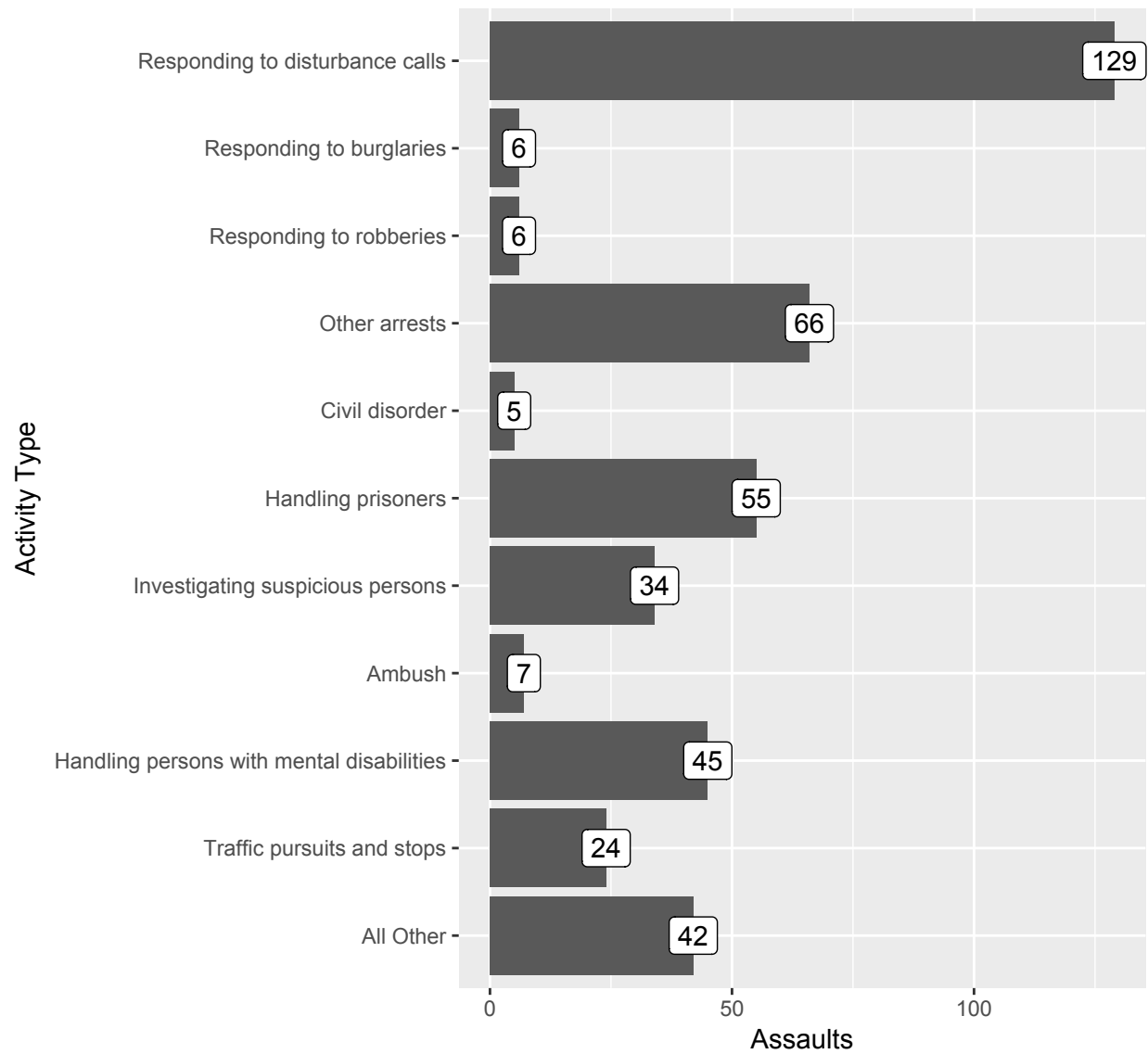


Figure 9.2: Law Enforcement Officers Killed or Assaulted By Type of Activity

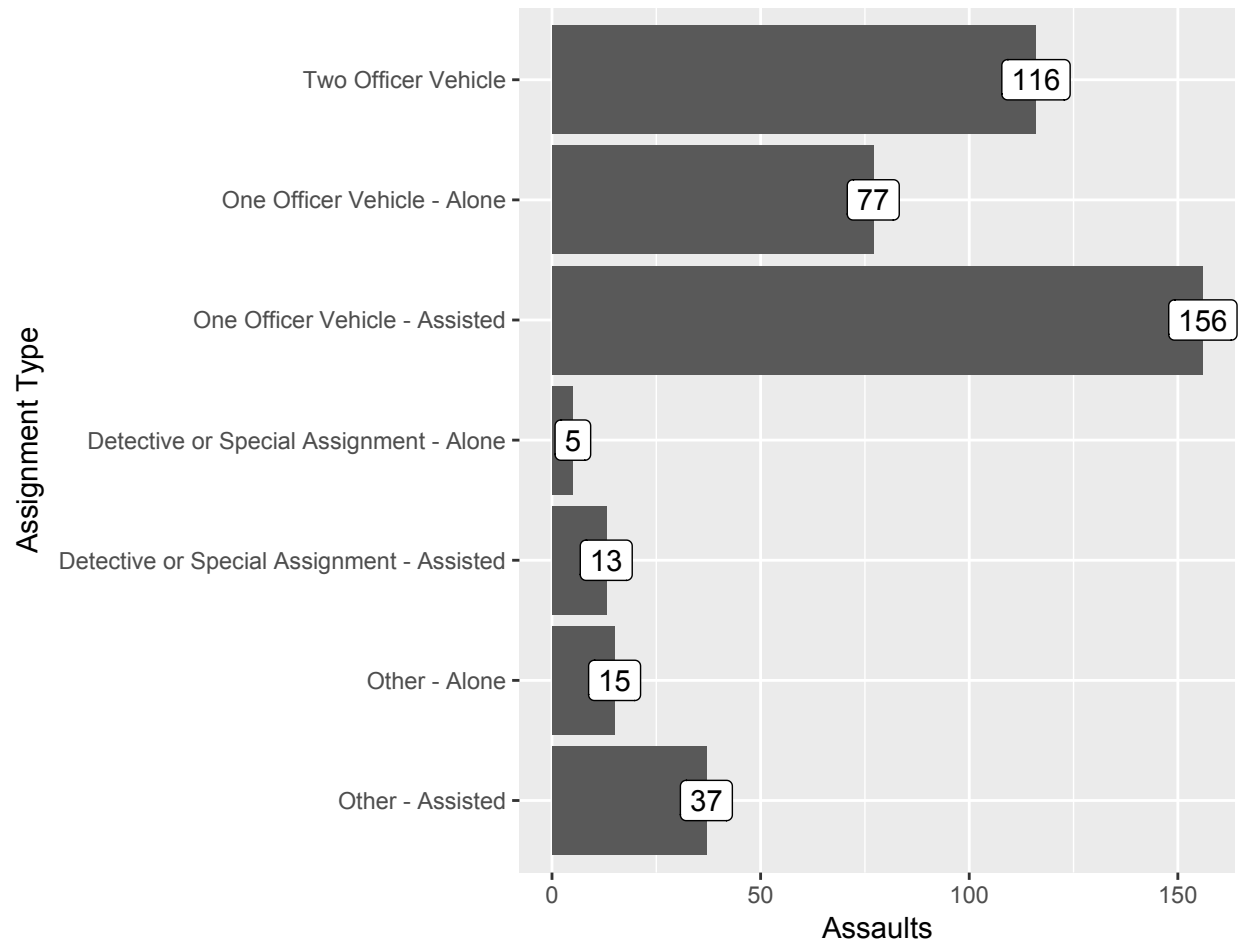


Figure 9.3: Law Enforcement Officers Killed or Assaulted By Type of Assignment

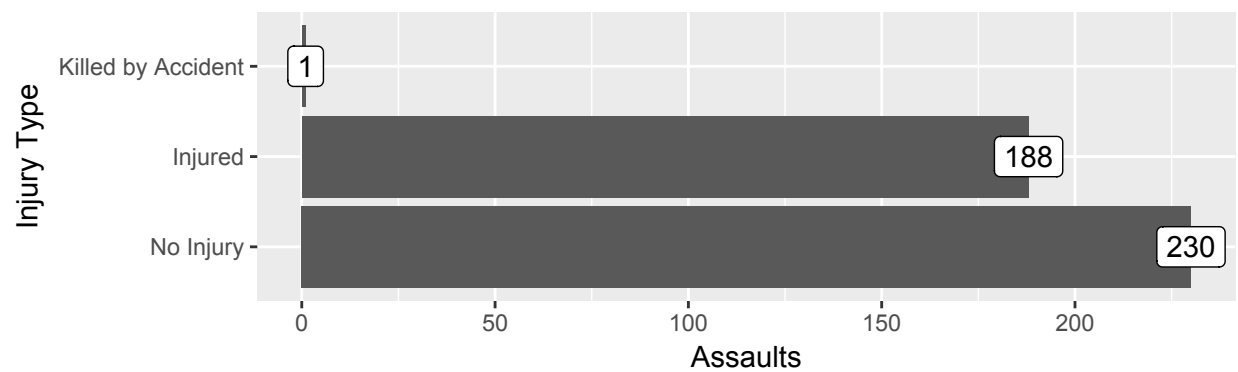


Figure 9.4: Law Enforcement Officers Killed or Assaulted By Type of Injury

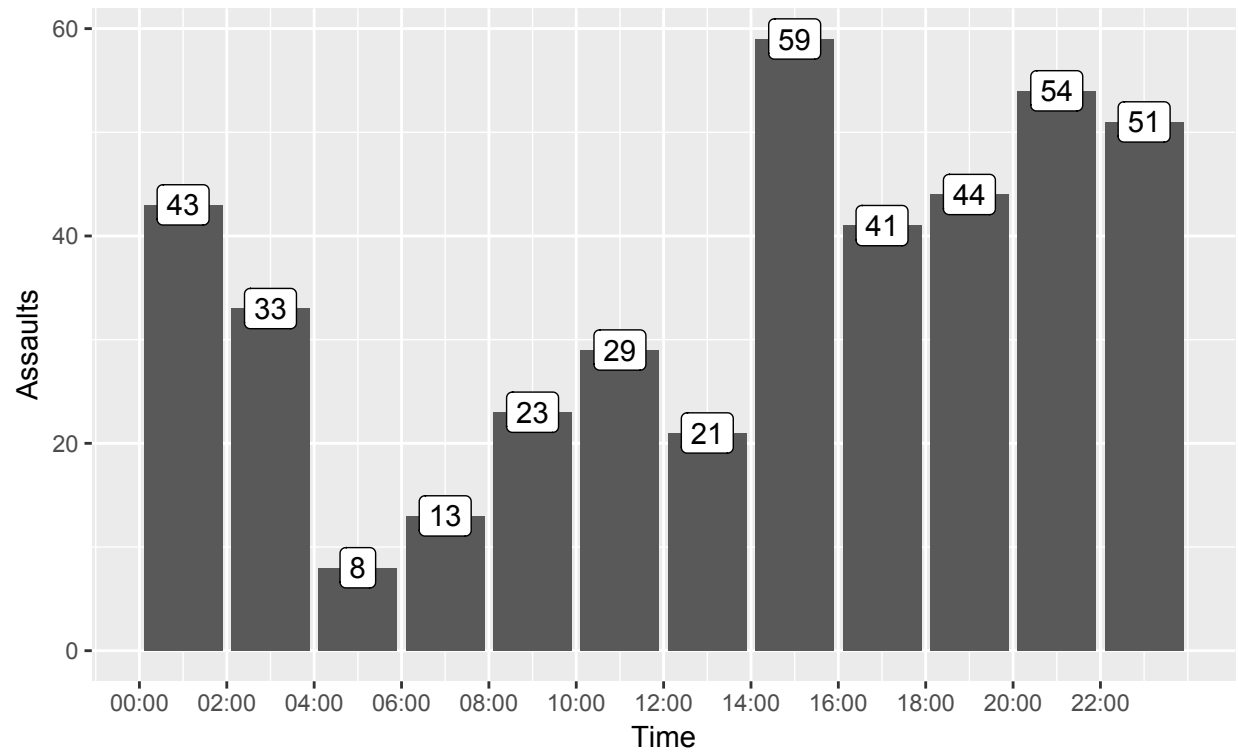


Figure 9.5: Law Enforcement Officers Killed or Assaulted By Time of Incident

Chapter 10

LAW ENFORCEMENT OFFICERS FIREARMS DISCHARGES

Pursuant to Minnesota State Statute 626.553, Subdivision 2, information is collected concerning firearm discharges by law enforcement officers in Minnesota. 1978 was the first full year that this information was available.

There were 26 firearms discharge incidents in 2017, with 164 shots fired. Of these, 21 incidents were in the course of duty or employment, and 5 incidents were accidental discharge.

There were 21 individuals fired at in firearms discharge incidents. Of these:

- 10 were killed
- 8 were wounded
- 3 had a resulting injury level of “Other”, meaning they were not injured as a result of the firearms discharge.

Data on firearms discharges is available by [incident](#).

Table 10.1: Firearms Shots Fired by Agency Population Group

| Population Group | Number of Agencies Reporting | Shots Fired |
|----------------------------------|------------------------------|-------------|
| City 250,000 - 499,999 | 2 | 4 |
| City 50,000 - 99,999 | 1 | 3 |
| City 10,000 - 24,999 | 6 | 54 |
| City 2,500 - 9,999 | 1 | 1 |
| City under 2,500 | 3 | 7 |
| Non-metro County 25,000 - 99,999 | 1 | 1 |
| Non-metro County 10,000 - 24,999 | 1 | 13 |
| Metro County 25,000 - 99,999 | 5 | 58 |
| Metro County 10,000 - 24,999 | 1 | 1 |
| Metro County under 10,000 | 1 | 10 |
| NA | 1 | 12 |

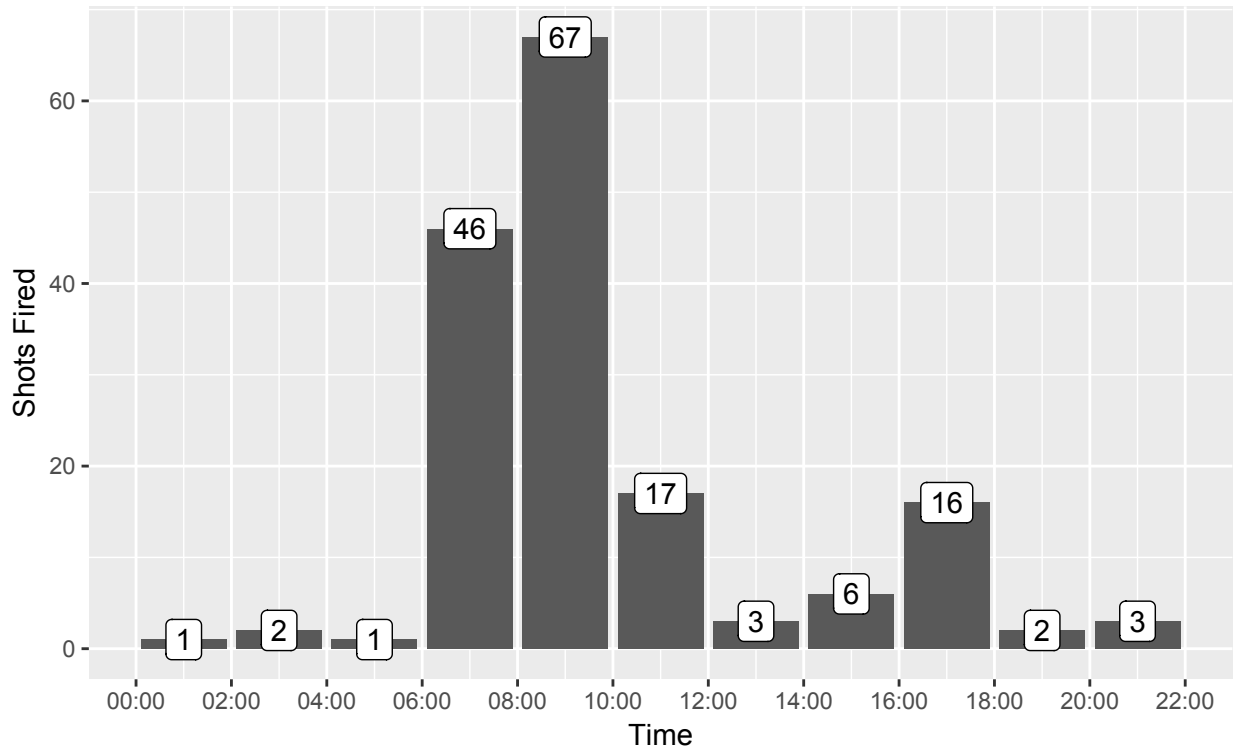


Figure 10.1: Firearms Shots Fired By Time of Day

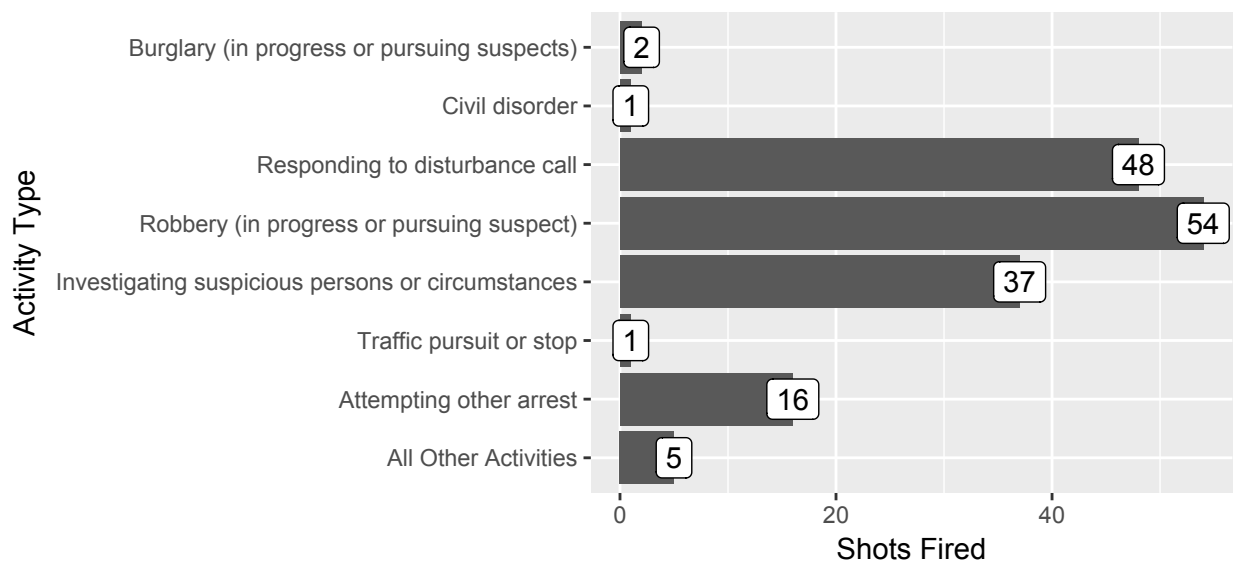


Figure 10.2: Firearms Shots Fired By Activity Type



Figure 10.3: Firearms Shots Fired By Assignment Type

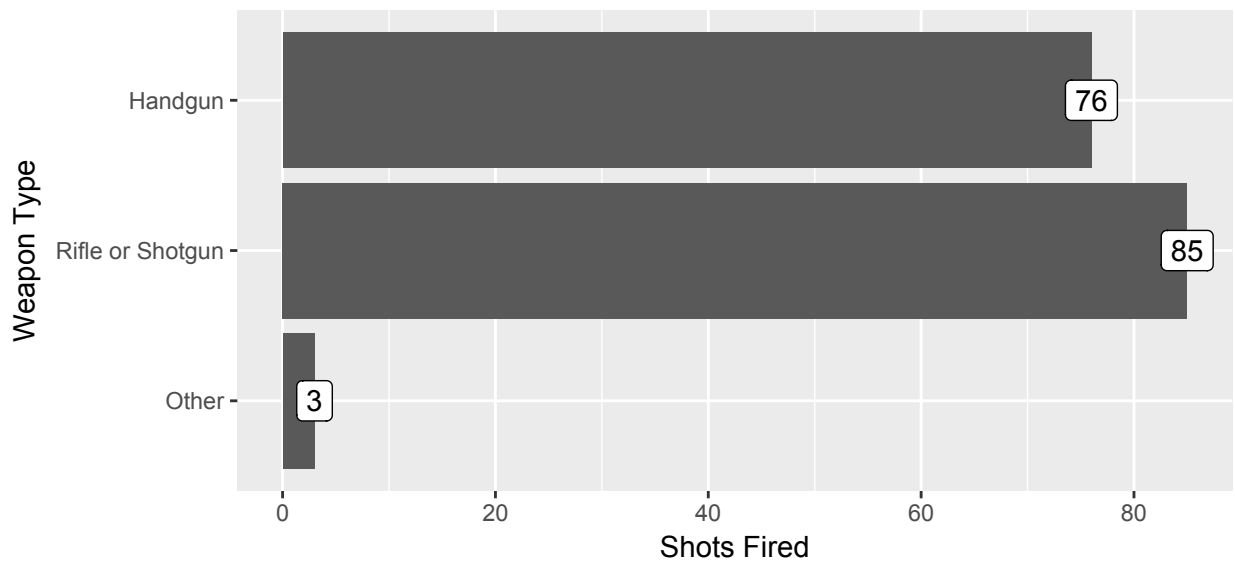


Figure 10.4: Firearms Shots Fired By Weapon Type

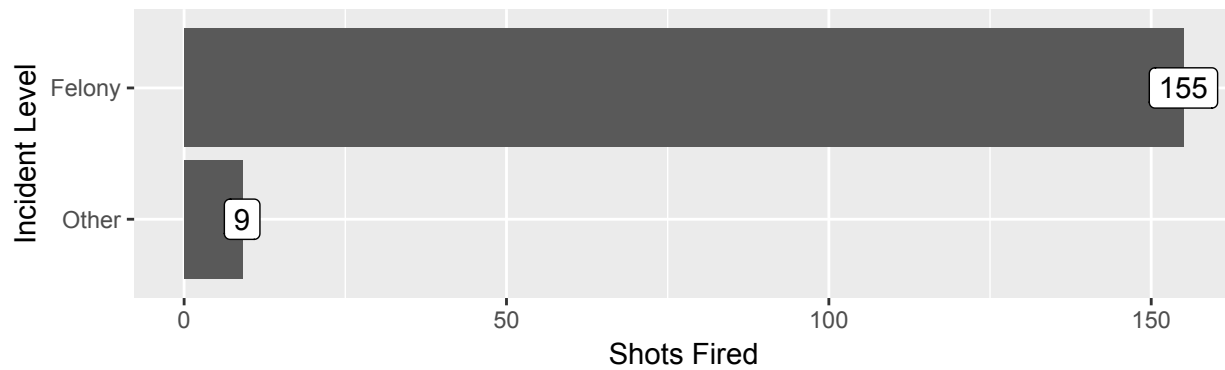


Figure 10.5: Firearms Shots Fired By Incident Level

Chapter 11

POLICE PURSUITS

In 1988, the Legislature passed a law that required all pursuits by peace officers to be reported to the Department of Public Safety.

626.5532 PURSUIT OF FLEEING SUSPECTS BY PEACE OFFICERS.

Subdivision 1. Reports.

If a peace officer pursues a fleeing suspect, the officer's department head must file a notice of the incident with the commissioner of public safety within 30 days following the pursuit. A pursuit must be reported under this section if it is a pursuit by a peace officer of a motor vehicle being operated in violation of section 609.487. The notice must contain information concerning the reason for and circumstances surrounding the pursuit, including the alleged offense, the length of the pursuit in distance and time, the outcome of the pursuit, any charges filed against the suspect as a result of the pursuit, injuries and property damage resulting from the pursuit, and other information deemed relevant by the commissioner.

11.1 SUMMARY

There were 1867 reported pursuit incidents in 2017. Of these, 798 resulted in some property damage, while 1069 had no property damage reported.

For pursuits in which property damage was reported:

- 711 resulted in damage to the violator's vehicle
- 275 resulted in damage to squad cars
- 308 resulted in damage to property or other vehicles.

In 1388 pursuits the violator driver was charged, in 323 the charge was unknown, and in 256 the driver was not charged.

Data on pursuits is available by [agency](#).

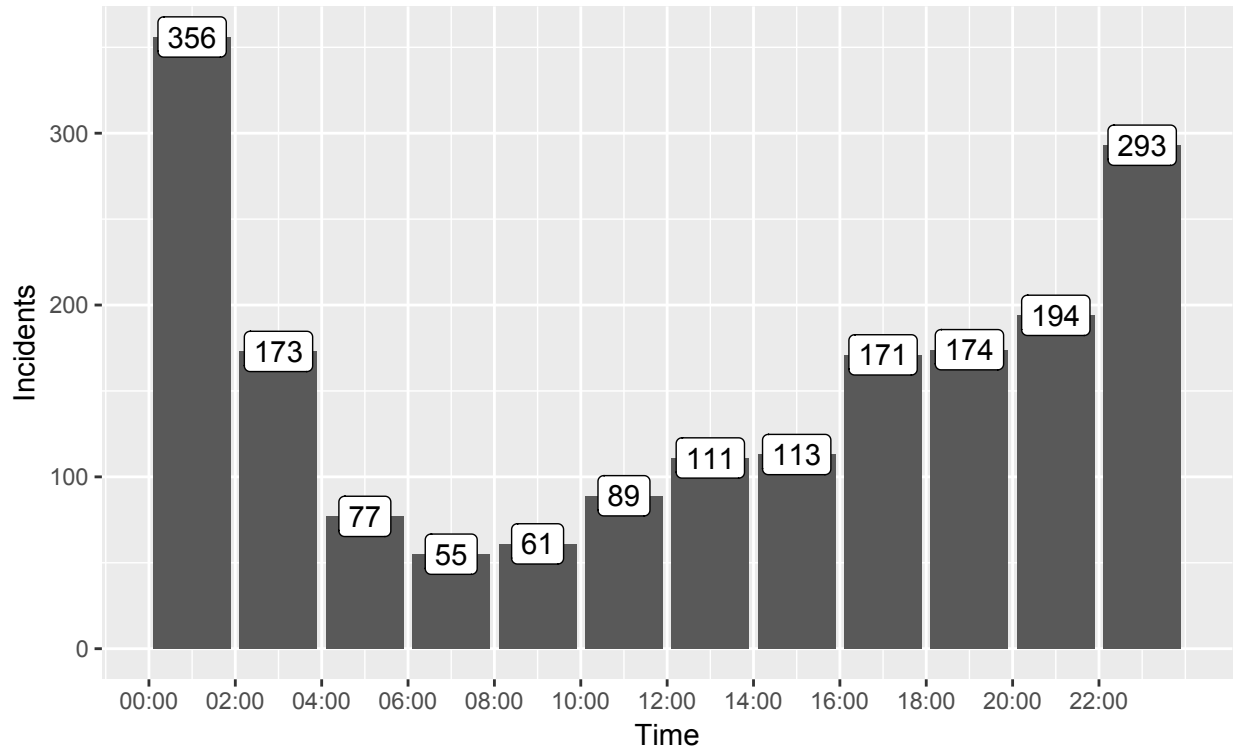


Figure 11.1: Pursuits By Time of Incident

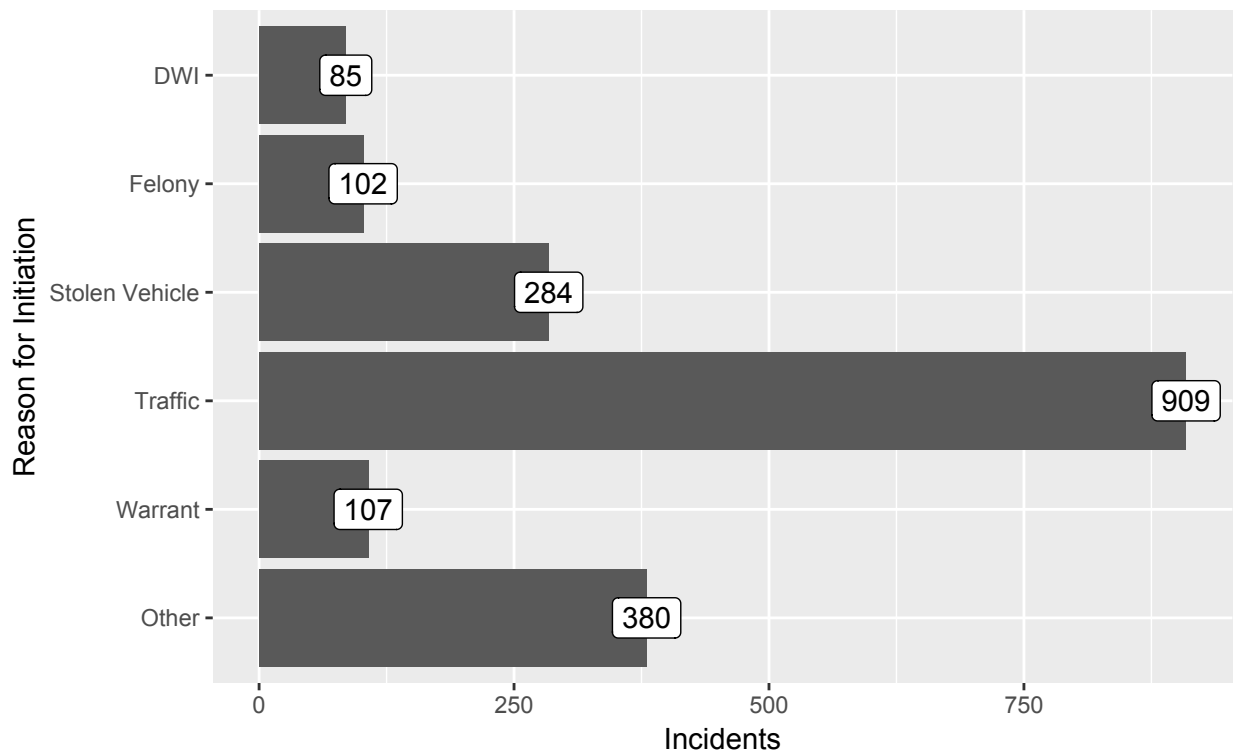


Figure 11.2: Reason for Pursuit Initiation

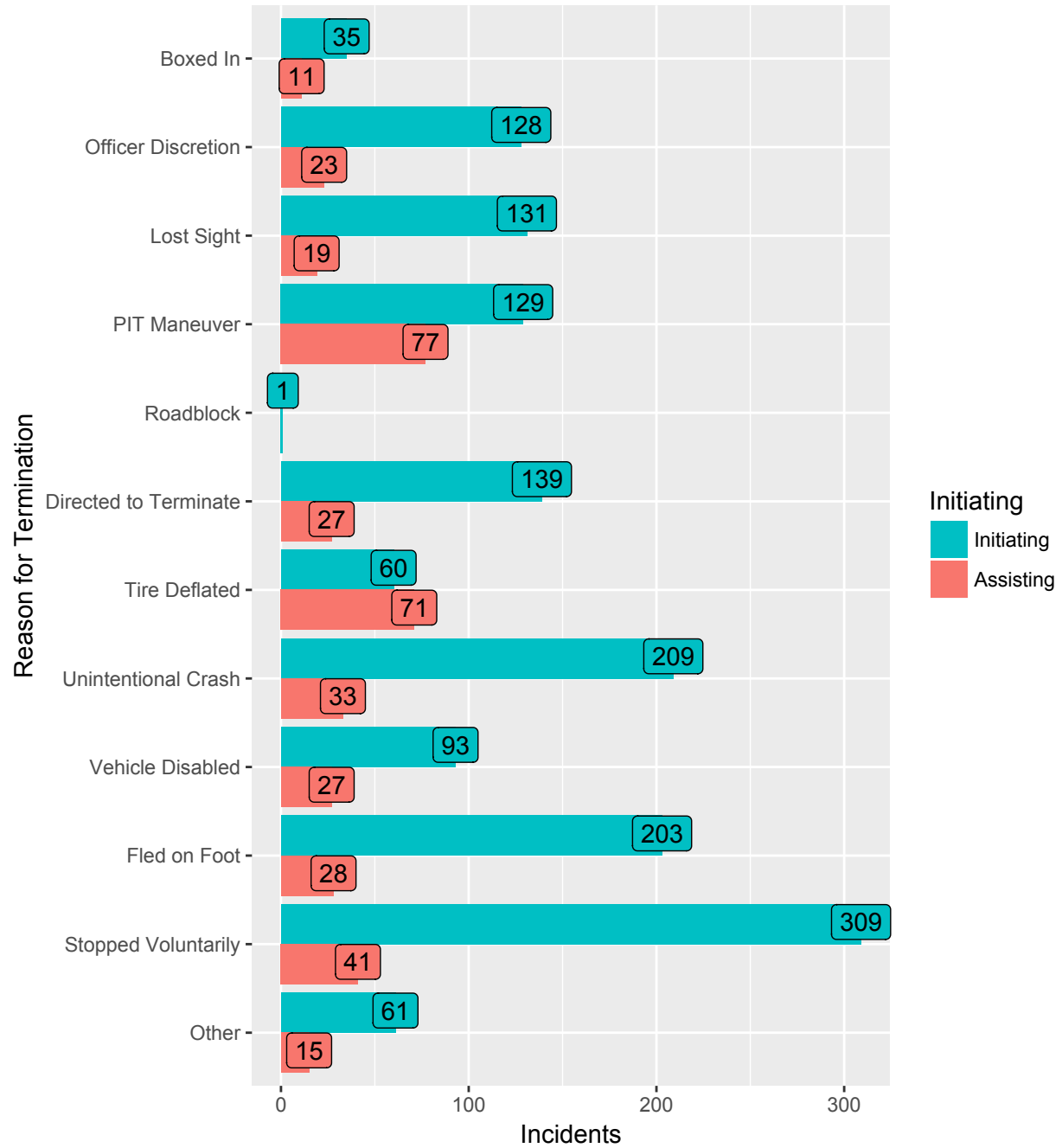


Figure 11.3: Reason for Pursuit Termination

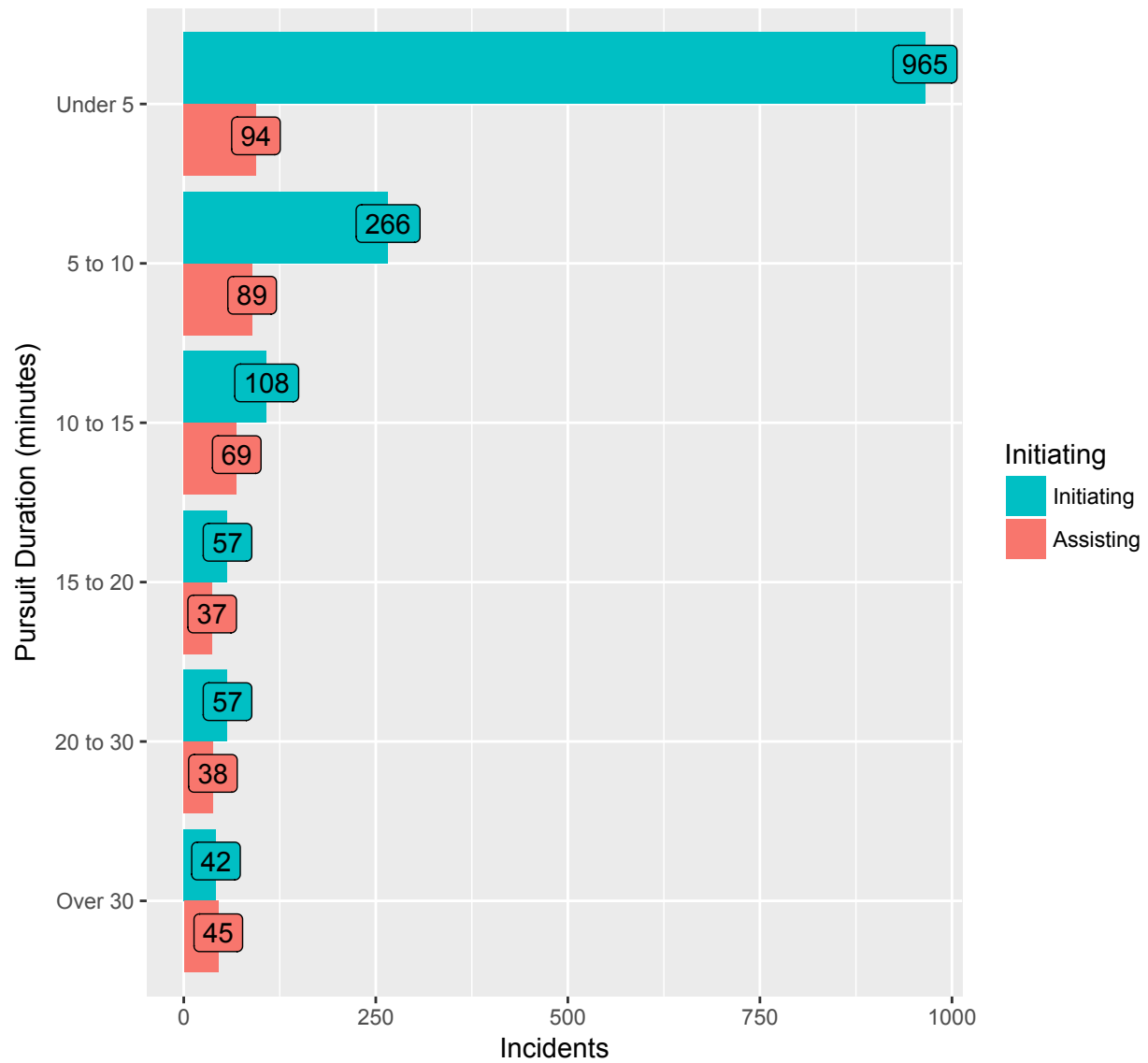


Figure 11.4: Pursuit Duration

Table 11.1: Injury Type for Persons Involved in or Affected by Pursuit

| Type of Person Involved | None | Possible | Minor | Serious | Fatal | Unknown |
|--------------------------|------|----------|-------|---------|-------|---------|
| Driver | 1128 | 63 | 57 | 11 | 5 | 241 |
| Passenger | 443 | 29 | 24 | 3 | 2 | 36 |
| Unrelated | 13 | 2 | 6 | 0 | 0 | 0 |
| 4 - Unrelated Pedestrian | 3 | 0 | 1 | 0 | 0 | 0 |

Table 11.2: Injury Type for Officers Involved in Pursuit

| None | Possible | Minor | Serious | Fatal | Unknown |
|------|----------|-------|---------|-------|---------|
| 3522 | 14 | 12 | 0 | 0 | 20 |

Chapter 12

BIAS MOTIVATED CRIMES

In 1988, the Legislature passed a law requiring peace officers to report any incidents which were motivated by bias. 1989 was the first full year this information was collected.

626.5531 REPORTING OF CRIMES MOTIVATED BY BIAS

Subdivision 1. Reports required. A peace officer must report to the head of the officer's department every violation of chapter 609 or a local criminal ordinance if the officer has reason to believe, or if the victim alleges, that the offender was motivated to commit the act by the victim's race, religion, national origin, sex, age, disability, or characteristics identified as sexual orientation. The superintendent of the Bureau of Criminal Apprehension shall adopt a reporting form to be used by law enforcement agencies in making the reports required under this section. The reports must include for each incident all of the following:

1. the date of the offense;
2. the location of the offense;
3. whether the target of the incident is a person, private property, or public property;
4. the crime committed;
5. the type of bias and information about the offender and victim that is relevant to that bias;
6. any organized group involved in the incident;
7. the disposition of the case;
8. whether the determination that the offense was motivated by bias was based on the officer's reasonable belief or on the victim's allegation; and
9. any additional information the superintendent deems necessary for the acquisition of accurate and relevant data.

Subd. 2. Use of information collected. The head of a local law enforcement agency or state law enforcement department that employs peace officers licensed under section 626.843 must file a monthly report describing crimes reported under this section with the Department of Public Safety, Bureau of Criminal Apprehension. The commissioner of public safety must summarize and analyze the information received and file an annual report with the Department of Human Rights and the legislature. The commissioner may include information in the annual report concerning any additional criminal activity motivated by bias that is not covered by this section.

12.1 SUMMARY

There were 147 bias incidents reported in 2017, with 153 victims and 169 offenders.

Data on bias incidents for 2017 are available by [Agency](#).

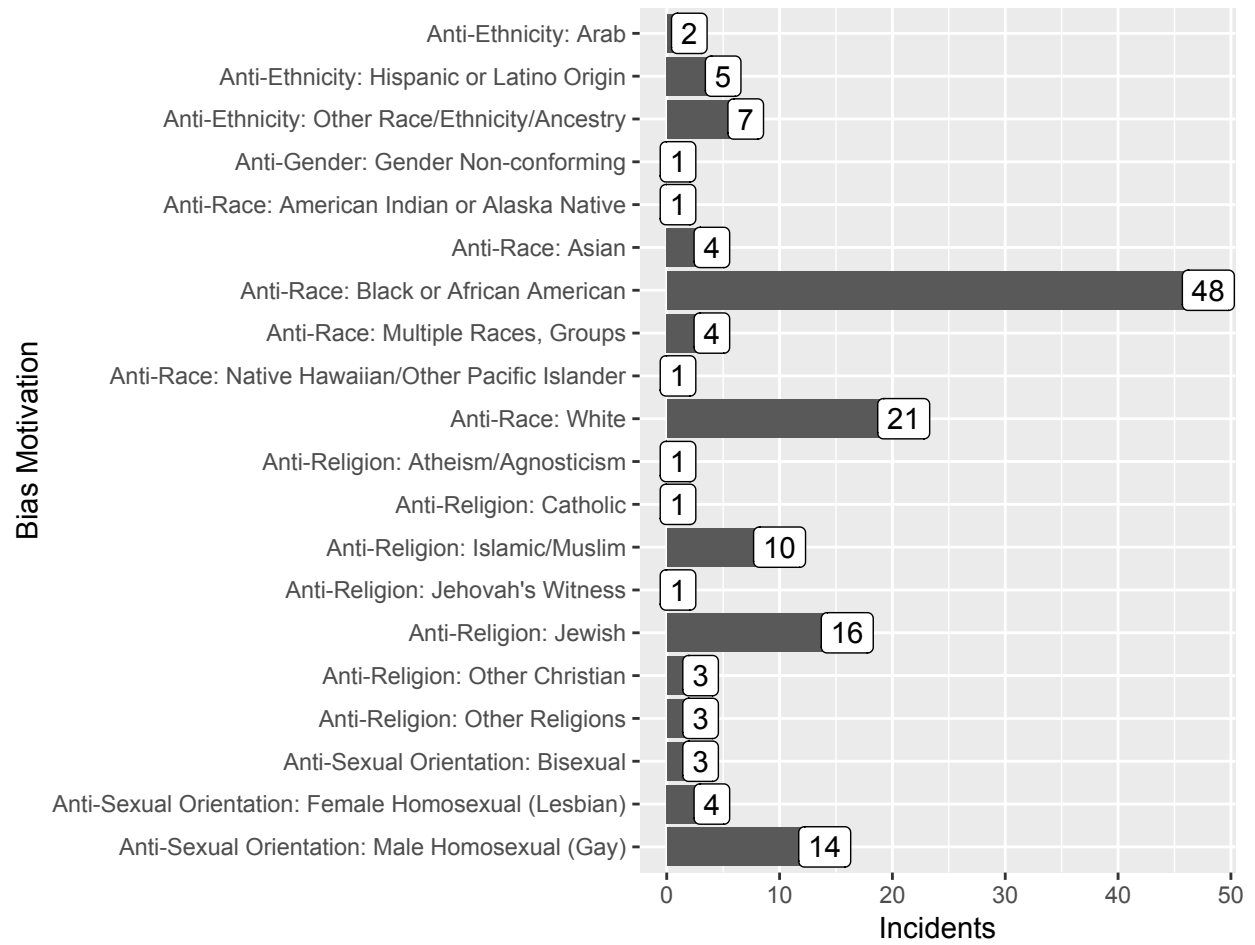


Figure 12.1: Bias Incidents by Bias Motivation Type

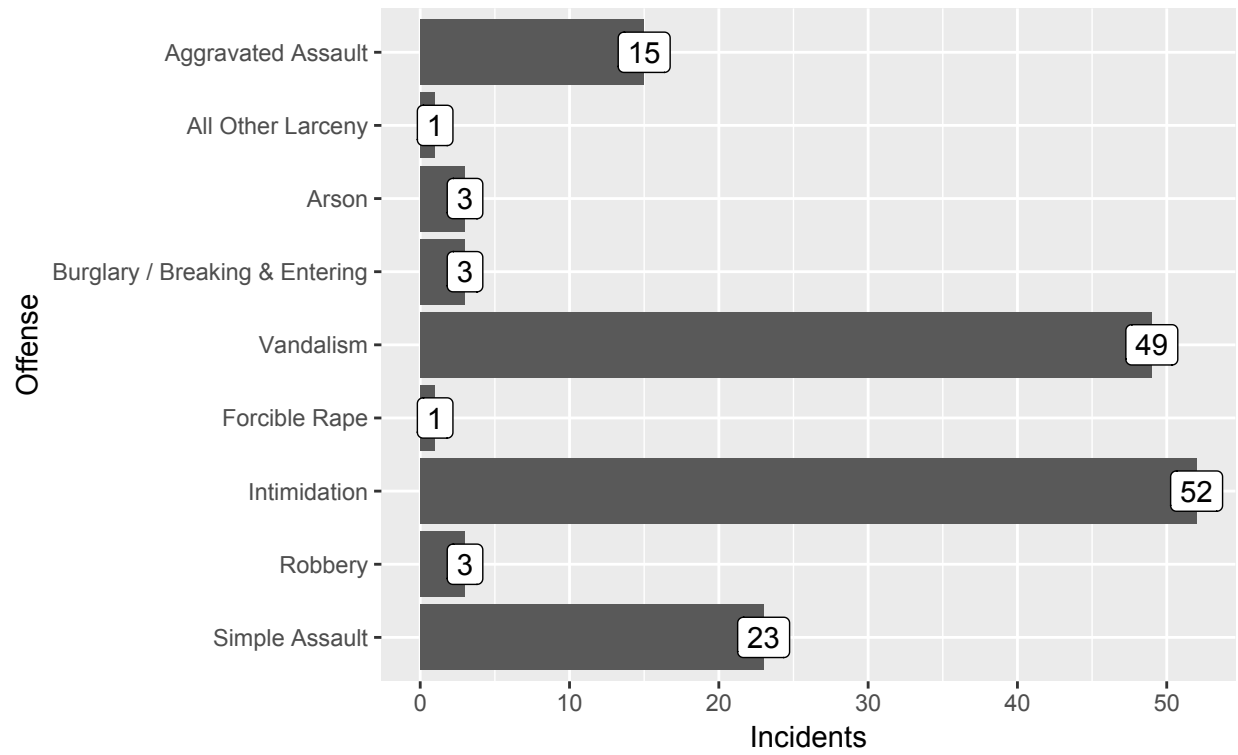


Figure 12.2: Bias Incidents by Offense Committed

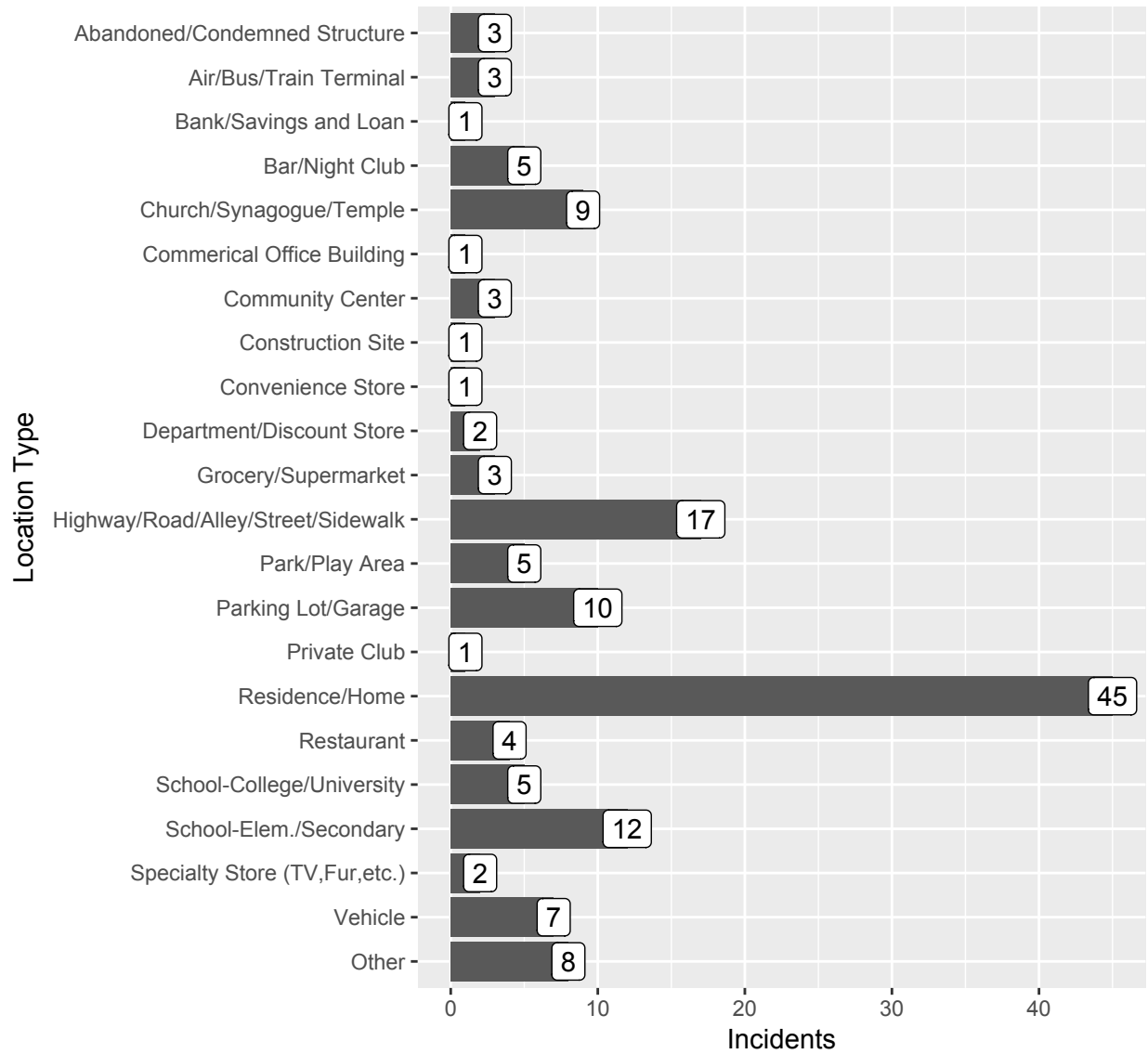


Figure 12.3: Bias Incidents by Bias Location Type

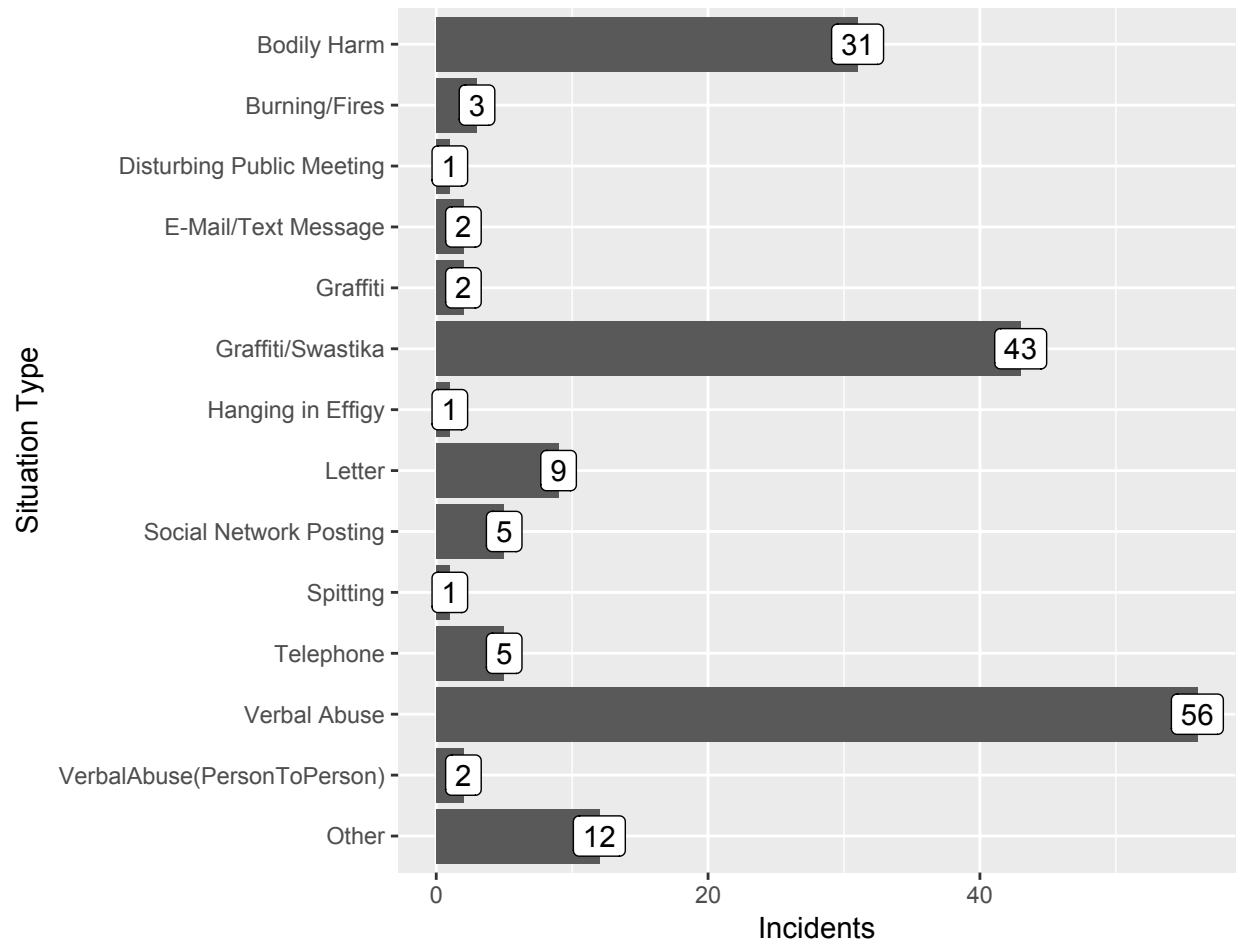


Figure 12.4: Bias Incidents by Bias Situation Type

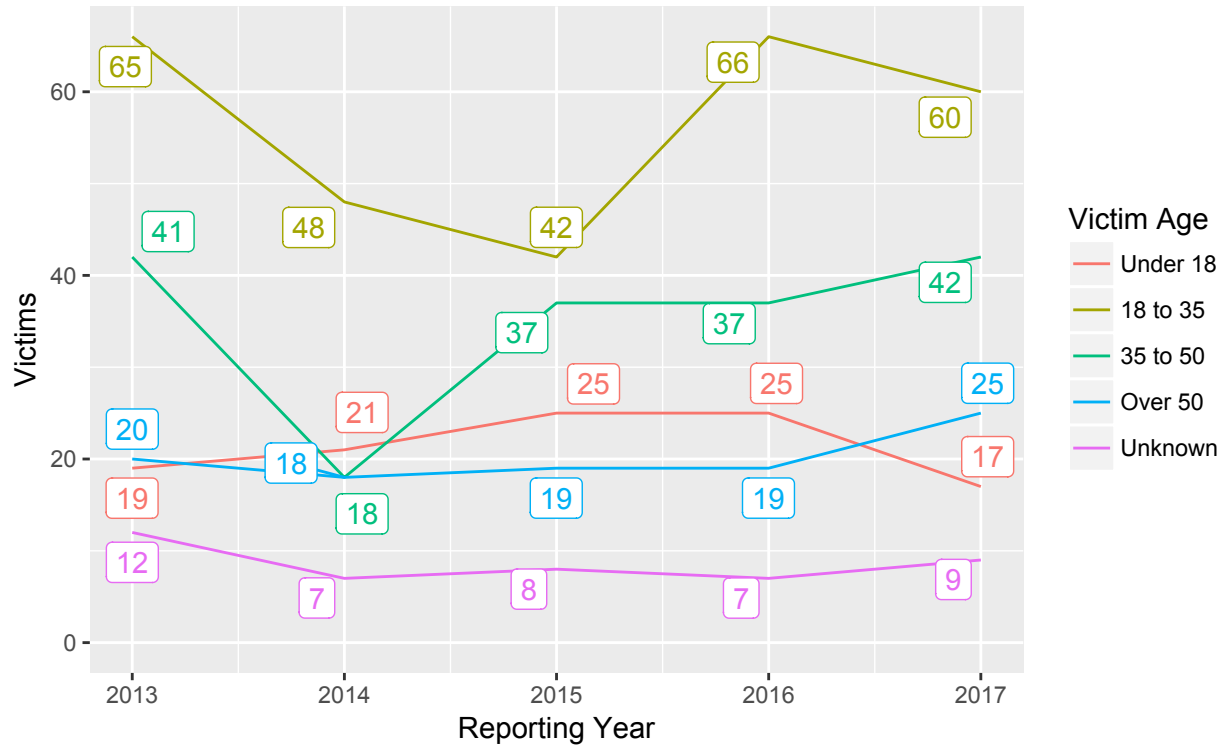


Figure 12.5: Bias Victims by Age

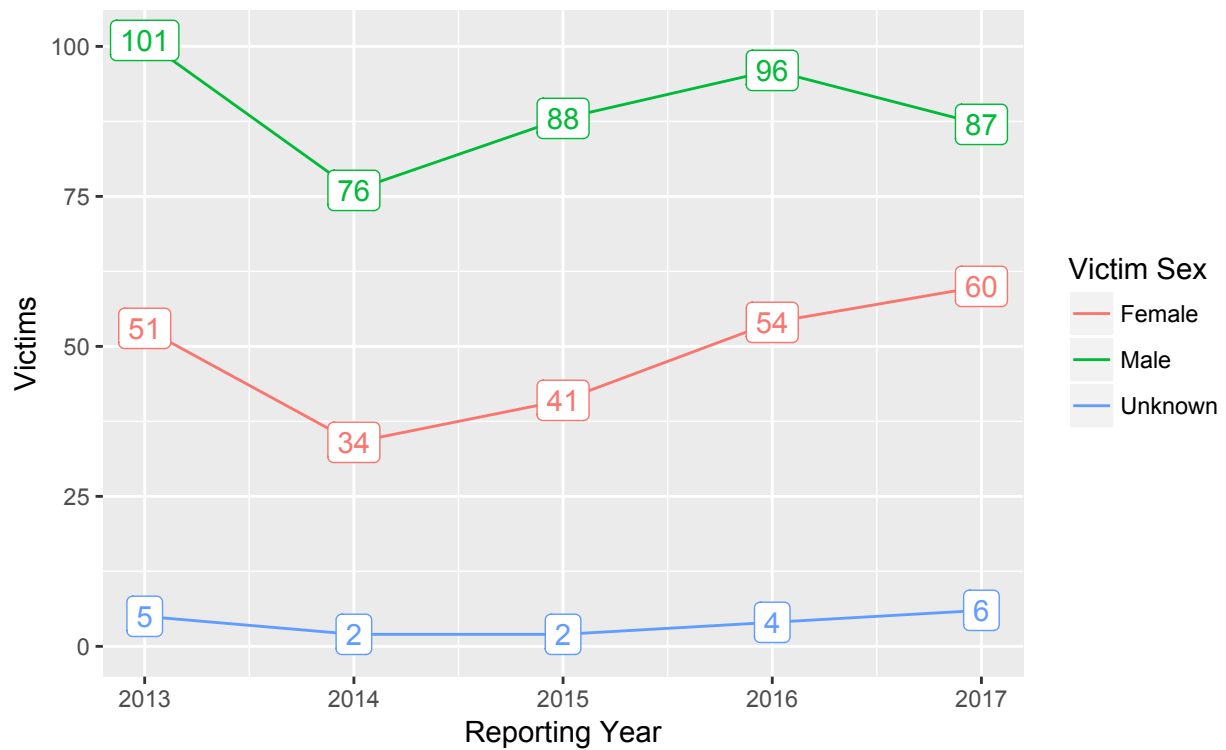


Figure 12.6: Bias Victims by Sex

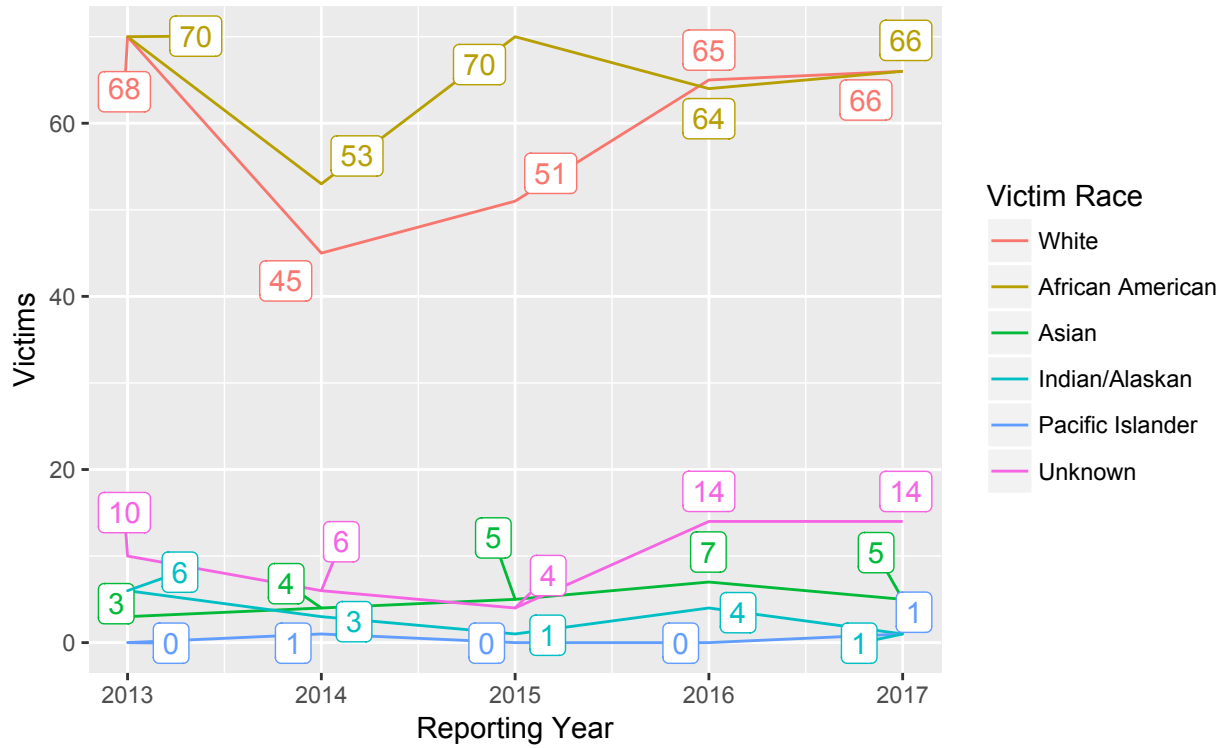


Figure 12.7: Bias Victims by Race

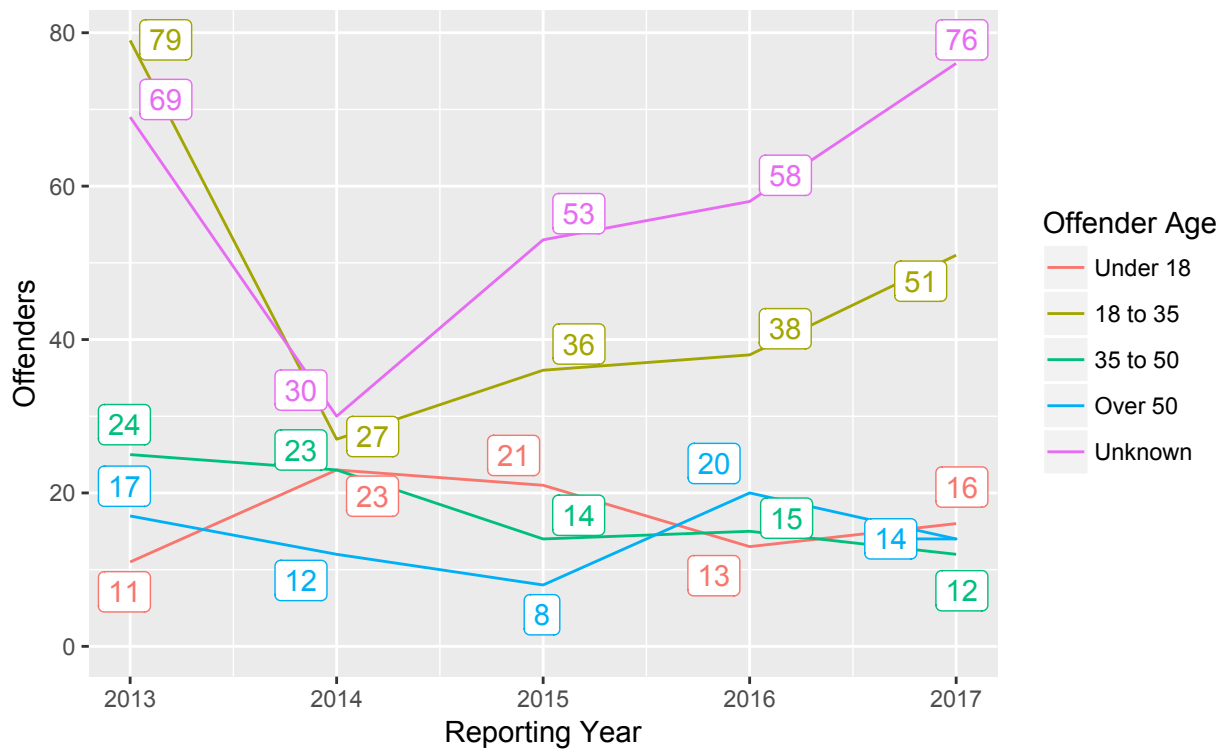


Figure 12.8: Bias Offenders by Age

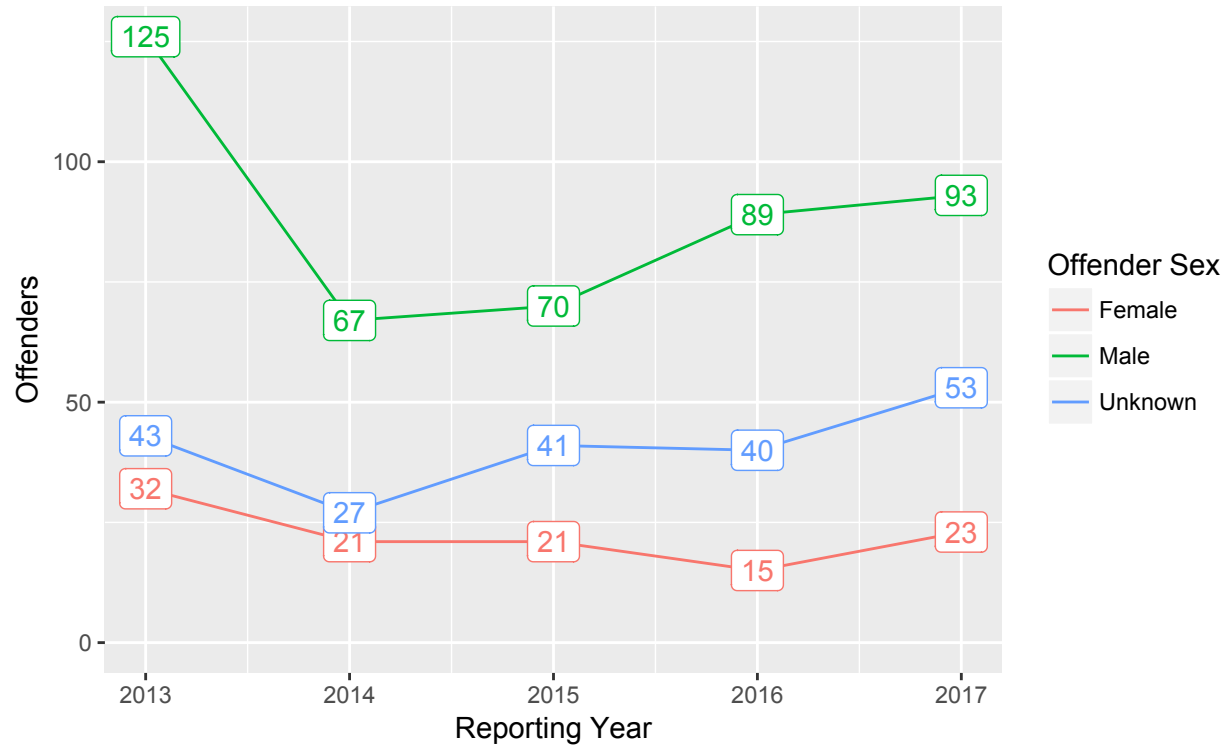


Figure 12.9: Bias Offenders by Sex

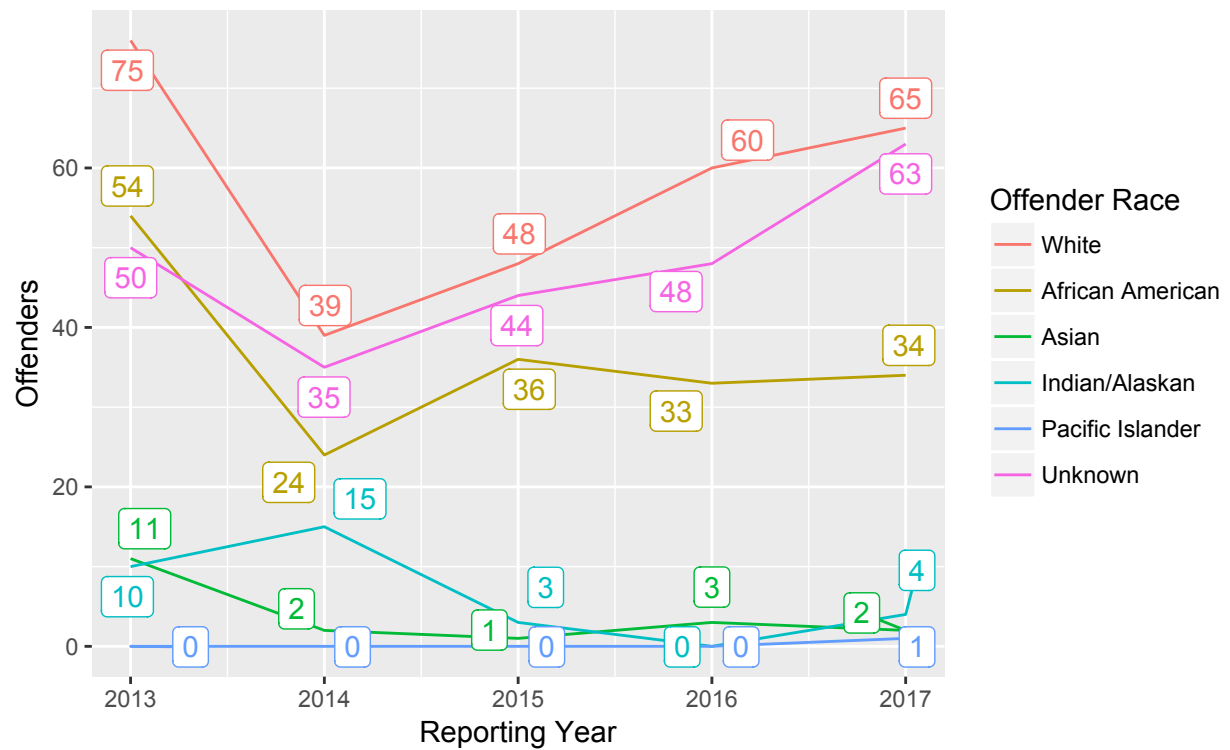


Figure 12.10: Bias Offenders by Race

Chapter 13

CARGO THEFT

Information obtained from the FBI Summary Reporting Manual

Due to the significant economic impact that cargo theft has on the United States economy and the potential for use by terrorist organizations, H.R. 3199, the “USA Patriot Improvement and Reauthorization Act of 2005,” was mandated by Congress on March 9, 2006. The Act requires the Attorney General to “take the steps necessary to ensure that reports of cargo theft collected by federal, state, and local officials are reflected as a separate category in the FBI Uniform Crime Reporting system.”

Cargo theft is the criminal taking of any cargo including, but not limited to, goods, chattels, money, or baggage that constitutes, in whole or in part, a commercial shipment of freight moving in commerce, from any pipeline system, railroad car, motor truck, or other vehicle, or from any tank or storage facility, station house, platform, or depot, or from any vessel or wharf, or from any aircraft, air terminal, airport, aircraft terminal or air navigation facility, or from any intermodal container, intermodal chassis, trailer, container freight station, warehouse, freight distribution facility, or freight consolidation facility. For purposes of this definition, cargo shall be deemed as moving in commerce at all points between the point of origin and the final destination, regardless of any temporary stop while awaiting transshipment or otherwise.

13.1 SUMMARY

Minnesota agencies reported 1 incident of Cargo Theft for 2017.

Chapter 14

MINNESOTA MISSING PERSONS REPORT

14.1 BACKGROUND

In 1984, the Minnesota Legislature enacted the “Minnesota Missing Persons’ Act”. This Act provides for the commissioner of Public Safety to maintain a missing children and endangered person program. This program requires the commissioner to: provide the necessary computer systems to allow for the maintaining of data on missing children and endangered persons in the Federal Bureau of Investigation’s National Crime Information Center; provide a system for broadcasting information on missing children and endangered persons regionally, statewide, multistate and nationwide; and to annually compile statistical information related to missing children and endangered persons. The statute is as follows:

Section 299C.52 MINNESOTA MISSING CHILDREN AND ENDANGERED PERSONS PROGRAM.

Subdivision 1. **Definitions.** As used in sections 299C.52 to 299C.565, the following terms have the meanings given them:

- a. “**Child**” means any person under the age of 18 years or any person certified or known to be mentally incompetent.
- b. “**DNA**” means deoxyribonucleic acid from a human biological specimen.
- c. “**Endangered**” means that a law enforcement official has received sufficient evidence that the missing person is at risk of physical injury or death. The following circumstances indicate that a missing person is at risk of physical injury or death:
 1. the person is missing as a result of a confirmed abduction or under circumstances that indicate that the person’s disappearance was not voluntary;
 2. the person is missing under known dangerous circumstances
 3. the person is missing more than 30 days
 4. the person is under the age of 21 and at least one other factor in this paragraph is applicable
 5. there is evidence the person is in need of medical attention or prescription medication such that it will have a serious adverse effect on the person’s health if the person does not receive the needed care or medication
 6. the person does not have a pattern of running away or disappearing
 7. the person is mentally impaired
 8. there is evidence that the person may have been abducted by a noncustodial parent
 9. the person has been the subject of past threats or acts of violence
 10. there is evidence the person is lost in the wilderness, backcountry, or outdoors where survival is precarious and immediate and effective investigation and search and rescue efforts are critical; or

11. any other factor that the law enforcement agency deems to indicate that the person may be at risk of physical injury or death, including a determination by another law enforcement agency that the person is missing and endangered.
- d. **“Missing”** means the status of a person after a law enforcement agency that has received a report of a missing person has conducted a preliminary investigation and determined that the person cannot be located.
- e. **“NCIC”** means National Crime Information Center.

Subdivision 2. **Establishment.** The commissioner of public safety shall maintain a Minnesota missing children and endangered persons program within the department to enable documented information about missing Minnesota children and endangered persons to be entered into the NCIC computer.

Subdivision 3. **Computer equipment and programs.** a. The commissioner shall provide the necessary computer hardware and computer programs to enter, modify, and cancel information on missing children and endangered persons in the NCIC computer. These programs must provide for search and retrieval of information using the following identifiers: physical description, name and date of birth, name and Social Security number, name and driver’s license number, vehicle license number, and vehicle identification number. The commissioner shall also provide a system for regional, statewide, multi-state, and nationwide broadcasts of information on missing children and endangered persons. These broadcasts shall be made by local law enforcement agencies where possible or, in the case of statewide or nationwide broadcasts, by the Bureau of Criminal Apprehension upon request of the local law enforcement agency.

Subdivision 4. **Authority to enter or retrieve information.** Only law enforcement agencies may enter missing children and endangered persons information into the NCIC computer or retrieve information from the NCIC computer.

Subdivision 5. **Statistical data.** The commissioner shall annually compile and make available statistical information on the number of missing children and endangered persons entered into the NCIC computer and, if available, information on the number located.

Subdivision 6. **Rules.** The commissioner may adopt rules in conformance with sections 299C.52 to 299C.565 to provide for the orderly collection and entry of missing children and endangered persons information and requests for retrieval of missing children and endangered persons information.

Subdivision 7. **Cooperation with other agencies.** The commissioner shall cooperate with other states and the NCIC in the exchange of information on missing persons.

Section 299C.53 MISSING PERSONS REPORT; DUTIES OF COMMISSIONER AND LAW ENFORCEMENT AGENCIES.

Subdivision 1. **Investigation and entry of information.**

- a. A law enforcement agency shall accept without delay any report of a missing person. The law enforcement agency shall not refuse to accept a missing person report on the basis that:
 1. the missing person is an adult;
 2. the circumstances do not indicate foul play;
 3. the person has been missing for a short amount of time;
 4. the person has been missing for a long amount of time;
 5. there is no indication that the missing person was in the jurisdiction served by the law enforcement agency at the time of the disappearance;
 6. the circumstances suggest that the disappearance may be voluntary;
 7. the reporting person does not have personal knowledge of the facts;
 8. the reporting person cannot provide all of the information requested by the law enforcement agency;
 9. the reporting person lacks a familial or other relationship with the missing person; or
 10. for any other reason, except in cases where the law enforcement agency has direct knowledge that the person is, in fact, not missing and the whereabouts and welfare of the person are known at the time the report is being made.

A law enforcement agency shall accept missing person reports in person. An agency may also accept reports by telephone or other electronic means to the extent the reporting is consistent with the agency's policies or practices.

- b. Upon receiving a report of a person believed to be missing, a law enforcement agency shall conduct a preliminary investigation to determine whether the person is missing, and if missing, whether the person is endangered. If the person is initially determined to be missing and endangered, the agency shall immediately consult the Bureau of Criminal Apprehension during the preliminary investigation, in recognition of the fact that the first two hours are critical. If the person is determined to be missing and endangered, the agency shall immediately enter identifying and descriptive information about the person into the NCIC computer. Law enforcement agencies having direct access to the NCIC computer shall enter and retrieve the data directly and shall cooperate in the entry and retrieval of data on behalf of law enforcement agencies which do not have direct access to the systems.

Subdivision 2. Location of missing person. As soon as is practically possible after a missing person is located, the law enforcement agency which located or returned the missing person shall notify the law enforcement agency having jurisdiction over the investigation, and that agency shall cancel the entry from the NCIC computer.

Subdivision 3. Missing and endangered persons. If the Bureau of Criminal Apprehension receives a report from a law enforcement agency indicating that a person is missing and endangered, the superintendent may assist the law enforcement agency in conducting the preliminary investigation, offer resources, and assist the agency in helping implement the investigation policy with particular attention to the need for immediate action. The law enforcement agency shall promptly notify all appropriate law enforcement agencies in the state and, if deemed appropriate, law enforcement agencies in adjacent states or jurisdictions of any information that may aid in the prompt location and safe return of a missing or endangered person.

Subdivision 4. Federal requirements. In addition to the provisions of sections 299C.51 to 299C.565, the law enforcement agency and the Bureau of Criminal Apprehension shall comply with requirements provided in federal law on reporting and investigating missing children cases. For purposes of this subdivision, the definition of "child," "children," or "minor" shall be determined in accordance with the applicable federal law.

14.2 GOALS AND OBJECTIVES

The primary goal of the "Minnesota Missing Children and Endangered Persons Program" is to assist in locating children and endangered persons reported missing in the shortest possible time thus ensuring their safe return by: requiring investigative action by law enforcement agencies; by requiring the entry of data on the missing child or endangered person; and by requiring an annual compilation of statistical information for evaluation of the missing children and endangered person problem in Minnesota.

The following table reflects the information directly from the Federal Bureau of Investigation's, National Crime Information Center's file for Minnesota.

As of December 31, 2017 there were 550 active missing person records in the FBI/NCIC system in Minnesota.

Table 14.1: Missing Person Totals by Month

| Month | Active | Entered | Cancelled |
|-----------|--------|---------|-----------|
| January | 542 | 788 | 826 |
| February | 529 | 841 | 854 |
| March | 537 | 860 | 852 |
| April | 550 | 944 | 931 |
| May | 577 | 1078 | 1051 |
| June | 572 | 1090 | 1095 |
| July | 645 | 1002 | 929 |
| August | 610 | 925 | 960 |
| September | 583 | 951 | 978 |
| October | 570 | 1059 | 1072 |
| November | 551 | 861 | 880 |
| December | 550 | 744 | 745 |

Table 14.2: Totals for Juveniles and Adults by Record Type ¹

| Record Type | 17 and Under | | 18 and Over | | Total | |
|-------------|--------------|-----------|-------------|-----------|---------|-----------|
| | Entered | Cancelled | Entered | Cancelled | Entered | Cancelled |
| Juvenile | 8380 | 8362 | 40 | 106 | 8420 | 8468 |
| Endangered | 90 | 89 | 290 | 289 | 380 | 378 |
| Involuntary | 73 | 73 | 692 | 688 | 765 | 761 |
| Disability | 9 | 10 | 567 | 574 | 576 | 584 |
| Catastrophe | 0 | 0 | 0 | 0 | 0 | 0 |
| Other | 107 | 105 | 895 | 877 | 1002 | 982 |
| Total | 8659 | 8639 | 2484 | 2534 | 11143 | 11173 |

There were 11143 missing person records entered and 11173 cancelled in 2017, with an average of 568 records active.

¹Juvenile - Used to enter a person who is missing and un-emancipated as defined by the laws of his/her own state and does not meet any of the entry criteria in the other record types listed.

Endangered - Used to enter a person who is missing under circumstances indicating that his/her physical safety is in danger.

Involuntary - Used to enter a person who is missing under circumstances indicating that hte disappearance was not voluntary.

Disability - Used to enter a person of proven physical or mental disability, thereby subjecting himself/herself or others to personal and immediate danger.

Catastrophe victim - Used to enter a person who is missing after a catastrophe or natural disaster, such as tornado or plane crash.

Chapter 15

COUNTY AND MUNICIPAL OFFENSE INFORMATION

County and municipal law enforcement offenses, clearances, percent cleared and crime rate for 2017 is available by county totals [xls](#), [pdf](#) and individual agencies [xls](#), [pdf](#). Data on offense trends is available by agency [xls](#). For statewide offenses, clearances, percent cleared and crime rate, see table [4.8](#).

Appendix A

GLOSSARY OF TERMS

ADULT - For Minnesota Uniform Crime Report purposes, a person 18 years of age or older.

ARREST RATE - The number of arrests reported for Part I and Part II offenses for each unit of population, generally per 100,000 persons. Arrest rates are computed in the same manner as crime rates.

CLEARANCE RATE - The clearances reported for the year divided by the offenses reported for the year. Clearances that an agency reports in the calendar year may pertain to offenses that occurred in previous years. Therefore an agency could have more clearances than offenses for the year.

CLEARED BY ARREST - An offense is cleared by arrest, or solved for crime reporting purposes, when at least one person is (1) arrested, or (2) charged with the commission of the offense, and (3) turned over to the court for prosecution (whether following arrest, court summons, or police notice). Although it makes no physical arrest, an agency can claim an offense is cleared by arrest when the offender is a person under 18 years of age and is cited to appear in juvenile court or before other juvenile authorities.

COUNTY - Subdivisions of state, each with its own government which includes a sheriff's department.

CRIME FACTORS - Conditions which affect the amount and type of crime that occurs in a geographical area.

CRIME INDEX - The total number of ten major offenses used to measure the extent, fluctuation and distribution of a crime in a given geographical area. Crime classifications used in the index are: Murder, Forcible Rape, Robbery, Aggravated Assault, Human Trafficking – Commercial Sex Acts, Human Trafficking – Involuntary Servitude, Burglary, Larceny, Motor Vehicle Theft, and Arson. Each of these offenses is referred to as an “Index Offense”.

CRIME RATE - The number of index offenses reported for each unit of population, generally per 100,000 persons. Crime rates are computed for communities with varying populations by dividing the number of Index Crimes by the population and multiplying the answer by 100,000. (Example: 500 Index Offenses divided by 10,000 population times 100,000 = 5,000 Crime Rate).

EXCEPTIONAL CLEARANCE - In certain situations, law enforcement is not able to follow the three steps outlined under “Cleared by Arrest” to clear offenses known to them. Often they have exhausted all leads to clear a case. If agencies can answer all of the following questions in the affirmative, they can clear the offense exceptionally for the purpose of reporting to UCR.

1. Has the investigation definitely established the identity of the offender?
2. Is there enough information to support an arrest, charge, and turning over to the court for prosecution?
3. Is the exact location of the offender known so that the subject could be taken into custody now?
4. Is there some reason outside law enforcement control that precludes arresting, charging, and prosecuting the offender?

JUVENILE - For Minnesota Uniform Crime Report purposes, a person under the age of 18.

PART I OFFENSES - One of two main categories of crime used for crime reporting purposes. Part I offenses are by their nature more serious and/or occur frequently. The monthly tabulation of Part I offenses provides a count of “offenses known”.

PART II OFFENSES – One of two main categories of crime classes used for crime reporting purposes. Part II offenses are generally less serious in nature. Monthly tabulations of Part II offenses are included in Minnesota’s crime book.

POPULATION FIGURES - To compile the population estimates, the FBI UCR Program obtained city/town and county decennial population counts for the past five years population estimates from the U.S. Census Bureau. The UCR staff computed individual rates of growth from one year to the next for every city/town and county. Each agency’s rates of growth were averaged; that average was then applied and added to last year’s census population figure to derive the current population estimates.

PROPERTY CRIME - Consists of Burglary, Larceny, Motor Vehicle Theft, and Arson.

VIOLENT CRIME - Consists of Murder, Rape, Robbery, Aggravated Assault, Human Trafficking – Commercial Sex Acts and Human Trafficking – Involuntary Servitude.